
1 General

[intro]

1.1 Scope

[intro.scope]

- 1 This International Standard specifies requirements for implementations of the C++ programming language. The first such requirement is that they implement the language, and so this International Standard also defines C++. Other requirements and relaxations of the first requirement appear at various places within the Standard.
- 2 C++ is a general purpose programming language based on the C programming language as described in ISO/IEC 9899:1990 Programming Languages C (1.2). In addition to the facilities provided by C, C++ provides additional data types, classes, templates, exceptions, namespaces, inline functions, operator overloading, function name overloading, references, free store management operators, and additional library facilities. These extensions to C are summarized in C.1. The differences between C++ and ISO C are summarized in C.2. The extensions to C++ since 1985 are summarized in C.1.2.
- 3 Clauses 17 through 27 (the *library clauses*) describe the Standard C++ library, which provides definitions for the following kinds of entities: macros (16.3), values (3), types (8.1, 8.3), templates (14), classes (9), functions (8.3.5), and objects (7).
- 4 For classes and class templates, the library clauses specify partial definitions. Private members (11) are not specified, but each implementation shall supply them to complete the definitions according to the description in the library clauses.
- 5 For functions, function templates, objects, and values, the library clauses specify declarations. Implementations shall supply definitions consistent with the descriptions in the library clauses.
- 6 The names defined in the library have namespace scope (7.3). A C++ translation unit (2.1) obtains access to these names by including the appropriate standard library header (16.2).
- 7 The templates, classes, functions, and objects in the library have external linkage (3.5). The implementation provides definitions for standard library entities, as necessary, while combining translation units to form a complete C++ program (2.1).

1.2 Normative references

[intro.refs]

- 1 The following standards contain provisions which, through reference in this text, constitute provisions of this International Standard. At the time of publication, the editions indicated were valid. All standards are subject to revision, and parties to agreements based on this International Standard are encouraged to investigate the possibility of applying the most recent editions of the standards indicated below. Members of IEC and ISO maintain registers of currently valid International Standards.
 - ISO/IEC 2382 *Dictionary for Information Processing Systems*.
 - ISO/IEC 9899:1990 *Programming Languages – C*
 - ISO/IEC:1990 *Programming Languages – C AMENDMENT 1: C Integrity*
- 2 The library described in Clause 7 of the C Standard and Clause 7 of Amendment 1 to the C Standard is hereinafter called the *Standard C Library*.¹⁾

¹⁾ With the qualifications noted in clauses 17 through 27, and in C.4, the Standard C library is a subset of the Standard C++ library.

1.3 Implementation compliance

[intro.compliance]

- 1 The set of “diagnosable semantic rules” consists of all semantic rules in this International Standard except for those rules containing an explicit notation that “no diagnostic is required.”
- 2 Every conforming C++ implementation shall, within its resource limits, accept and correctly execute well-formed C++ programs, and shall issue at least one diagnostic message when presented with any ill-formed program that contains a violation of any diagnosable semantic rule or of any syntax rule.
- 3 If an ill-formed program contains no violations of diagnosable semantic rules, this International Standard places no requirement on implementations with respect to that program.
- 4 Two kinds of implementations are defined: *hosted* and *freestanding*. For a hosted implementation, this International Standard defines the set of available libraries. A freestanding implementation is one in which execution may take place without the benefit of an operating system, and has an implementation-defined set of libraries that includes certain language-support libraries (17.3.1.3).
- 5 Although this International Standard states only requirements on C++ implementations, those requirements are often easier to understand if they are phrased as requirements on programs, parts of programs, or execution of programs. Such requirements have the following meaning:
- Whenever this International Standard places a diagnosable requirement on the form of a program (that is, the characters, tokens, syntactic elements, and types that make up the program), and a program does not meet that requirement, the program is ill-formed and the implementation shall issue a diagnostic message when processing that program.
 - Whenever this International Standard places a requirement on the execution of a program (that is, the values of data that are used as part of program execution) and the data encountered during execution do not meet that requirement, the behavior of the program is undefined and this International Standard places no requirements at all on the behavior of the program.
- 6 In this International Standard, a term is italicized when it is first defined. In this International Standard, the examples, the notes, the footnotes, and the non-normative annexes are not part of the normative Standard. Each example is introduced by “[*Example:*” and terminated by “]”. Each note is introduced by “[*Note:*” and terminated by “]”. Examples and notes may be nested.
- 7 A conforming implementation may have extensions (including additional library functions), provided they do not alter the behavior of any well-formed program. One example of such an extension is allowing identifiers to contain characters outside the basic source character set. Implementations are required to diagnose programs that use such extensions that are ill-formed according to this Standard. Having done so, however, they can compile and execute such programs.

1.4 Definitions

[intro.defs]

- 1 For the purposes of this International Standard, the definitions given in ISO/IEC 2382 and the following definitions apply.
- **argument:** An expression in the comma-separated list bounded by the parentheses in a function call expression, a sequence of preprocessing tokens in the comma-separated list bounded by the parentheses in a function-like macro invocation, the operand of `throw`, or an expression, *type-id* or *template-name* in the comma-separated list bounded by the angle brackets in a template instantiation. Also known as an “actual argument” or “actual parameter.”
 - **diagnostic message:** A message belonging to an implementation-defined subset of the implementation’s output messages.
 - **dynamic type:** The *dynamic type* of an lvalue expression is the type of the most derived object (1.7) to which the lvalue refers. [*Example:* if a pointer (8.3.1) `p` whose static type is “pointer to class `B`” is pointing to an object of class `D`, derived from `B` (10), the dynamic type of the expression `*p` is “`D`.” References (8.3.2) are treated similarly.] The *dynamic type* of an rvalue expression is its static type.

- **ill-formed program:** input to a C++ implementation that is not a well-formed program (*q. v.*).
- **implementation-defined behavior:** Behavior, for a well-formed program construct and correct data, that depends on the implementation and that each implementation shall document.
- **implementation limits:** Restrictions imposed upon programs by the implementation.
- **locale-specific behavior:** Behavior that depends on local conventions of nationality, culture, and language that each implementation shall document.
- **multibyte character:** A sequence of one or more bytes representing a member of the extended character set of either the source or the execution environment. The extended character set is a superset of the basic character set (2.2).
- **parameter:** an object or reference declared as part of a function declaration or definition, or in the catch clause of an exception handler that acquires a value on entry to the function or handler; an identifier from the comma-separated list bounded by the parentheses immediately following the macro name in a function-like macro definition; or a *template-parameter*. Parameters are also known as “formal arguments” or “formal parameters.”
- **signature:** The signature of a function is the information about that function that participates in overload resolution (13.3): the types of its parameters and, if the function is a class member, the *cv*-qualifiers (if any) on the function itself and the class in which the member function is declared.²⁾ The signature of a template function specialization includes the types of its template arguments (14.5.5.1).
- **static type:** The *static type* of an expression is the type (3.9) resulting from analysis of the program without consideration of execution semantics. It depends only on the form of the program and does not change while the program is executing.
- **undefined behavior:** Behavior, such as might arise upon use of an erroneous program construct or of erroneous data, for which the Standard imposes no requirements. Undefined behavior may also be expected when the standard omits the description of any explicit definition of behavior. [*Note:* permissible undefined behavior ranges from ignoring the situation completely with unpredictable results, to behaving during translation or program execution in a documented manner characteristic of the environment (with or without the issuance of a diagnostic message), to terminating a translation or execution (with the issuance of a diagnostic message). Note that many erroneous program constructs do not engender undefined behavior; they are required to be diagnosed.]
- **unspecified behavior:** Behavior, for a well-formed program construct and correct data, that depends on the implementation. The implementation is not required to document which behavior occurs. [*Note:* usually, the range of possible behaviors is delineated by the Standard.]
- **well-formed program:** a C++ program constructed according to the syntax rules, diagnosable semantic rules, and the One Definition Rule (3.2).

2 Clause 17.1 defines additional terms that are used only in the library clauses (17–27).

1.5 Syntax notation

[syntax]

1 In the syntax notation used in this International Standard, syntactic categories are indicated by *italic* type, and literal words and characters in `constant width` type. Alternatives are listed on separate lines except in a few cases where a long set of alternatives is presented on one line, marked by the phrase “one of.” An optional terminal or nonterminal symbol is indicated by the subscript “*opt*,” so

$$\{ \textit{expression}_{opt} \}$$

indicates an optional expression enclosed in braces.

²⁾ Function signatures do not include return type, because that does not participate in overload resolution.

- 2 Names for syntactic categories have generally been chosen according to the following rules:
- *X-name* is a use of an identifier in a context that determines its meaning (e.g. *class-name*, *typedef-name*).
 - *X-id* is an identifier with no context-dependent meaning (e.g. *qualified-id*).
 - *X-seq* is one or more *X*'s without intervening delimiters (e.g. *declaration-seq* is a sequence of declarations).
 - *X-list* is one or more *X*'s separated by intervening commas (e.g. *expression-list* is a sequence of expressions separated by commas).

1.6 The C++ memory model

[intro.memory]

- 1 The fundamental storage unit in the C++ memory model is the *byte*. A byte is at least large enough to contain any member of the basic execution character set and is composed of a contiguous sequence of bits, the number of which is implementation-defined. The least significant bit is called the *low-order* bit; the most significant bit is called the *high-order* bit. The memory available to a C++ program consists of one or more sequences of contiguous bytes. Every byte has a unique address.
- 2 [Note: the representation of types is described in 3.9.]

1.7 The C++ object model

[intro.object]

- 1 The constructs in a C++ program create, destroy, refer to, access, and manipulate objects. An *object* is a region of storage. An object is created by a *definition* (3.1), by a *new-expression* (5.3.4) or by the implementation (12.2) when needed. The properties of an object are determined when the object is created. An object can have a *name* (3). An object has a *storage duration* (3.7) which influences its *lifetime* (3.8). An object has a *type* (3.9). The term *object type* refers to the type with which the object is created. Some objects are *polymorphic* (10.3); the implementation generates information associated with each such object that makes it possible to determine that object's type during program execution. For other objects, the interpretation of the values found therein is determined by the type of the *expressions* (5) used to access them.
- 2 Objects can contain other objects, called *sub-objects*. A sub-object can be a *member sub-object* (9.2), a *base class sub-object* (10), or an array element. An object that is not a sub-object of any other object is called a *complete object*.
- 3 For every object *x*, there is some object called *the complete object of x*, determined as follows:
- If *x* is a complete object, then *x* is the complete object of *x*.
 - Otherwise, the complete object of *x* is the complete object of the (unique) object that contains *x*.

If a complete object, a data member (9.2), or an array element is of class type, its type is considered the *most derived* class, to distinguish it from the class type of any base class subobject; an object of a most derived class type is called a *most derived object*.

- 4 Unless it is a bit-field (9.6), a most derived object shall have a non-zero size and shall occupy one or more bytes of storage. Base class sub-objects may have zero size. An object of POD type (3.9) shall occupy contiguous bytes of storage.
- 5 [Note: C++ provides a variety of built-in types and several ways of composing new types from existing types (3.9).]

1.8 Program execution**[intro.execution]**

- 1 The semantic descriptions in this International Standard define a parameterized nondeterministic abstract machine. This International Standard places no requirement on the structure of conforming implementations. In particular, they need not copy or emulate the structure of the abstract machine. Rather, conforming implementations are required to emulate (only) the observable behavior of the abstract machine as explained below.³⁾
- 2 Certain aspects and operations of the abstract machine are described in this International Standard as implementation-defined (for example, `sizeof(int)`). These constitute the parameters of the abstract machine. Each implementation shall include documentation describing its characteristics and behavior in these respects. Such documentation shall define the instance of the abstract machine that corresponds to that implementation (referred to as the “corresponding instance” below).
- 3 Certain other aspects and operations of the abstract machine are described in this International Standard as unspecified (for example, order of evaluation of arguments to a function). Where possible, the Standard defines a set of allowable behaviors. These define the nondeterministic aspects of the abstract machine. An instance of the abstract machine can thus have more than one possible execution sequence for a given program and a given input.
- 4 Certain other operations are described in this International Standard as undefined (for example, the effect of dereferencing the null pointer). [*Note:* this International Standard imposes no requirements on the behavior of programs that contain undefined behavior.]
- 5 A conforming implementation executing a well-formed program shall produce the same observable behavior as one of the possible execution sequences of the corresponding instance of the abstract machine with the same program and the same input. However, if any such execution sequence contains an undefined operation, this International Standard places no requirement on the implementation executing that program with that input (not even with regard to operations preceding the first undefined operation).
- 6 The observable behavior of the abstract machine is its sequence of reads and writes to volatile data and calls to library I/O functions.⁴⁾
- 7 Accessing an object designated by a volatile lvalue (3.10), modifying an object, calling a library I/O function, or calling a function that does any of those operations are all *side effects*, which are changes in the state of the execution environment. Evaluation of an expression might produce side effects. At certain specified points in the execution sequence called *sequence points*, all side effects of previous evaluations shall be complete and no side effects of subsequent evaluations shall have taken place.⁵⁾
- 8 Once the execution of a function begins, no expressions from the calling function are evaluated until execution of the called function has completed.⁶⁾
- 9 In the abstract machine, all expressions are evaluated as specified by the semantics. An actual implementation need not evaluate part of an expression if it can deduce that its value is not used and that no needed side effects are produced (including any caused by calling a function or accessing a volatile object).
- 10 When the processing of the abstract machine is interrupted by receipt of a signal, the values of objects modified after the preceding sequence point are indeterminate during the execution of the signal handler, and the value of any object not of volatile `sig_atomic_t` that is modified by the handler becomes undefined.

³⁾ This provision is sometimes called the “as-if” rule, because an implementation is free to disregard any requirement of the Standard as long as the result is *as if* the requirement had been obeyed, as far as can be determined from the observable behavior of the program.

⁴⁾ An implementation can offer additional library I/O functions as an extension. Implementations that do so should treat calls to those functions as “observable behavior” as well.

⁵⁾ Note that some aspects of sequencing in the abstract machine are unspecified; the preceding restriction upon side effects applies to that particular execution sequence in which the actual code is generated. Also note that when a call to a library I/O function returns, the side effect is considered complete, even though some external actions implied by the call (such as the I/O itself) may not have completed yet.

⁶⁾ In other words, function executions do not interleave with each other.

11 An instance of each object with automatic storage duration (3.7.2) is associated with each entry into its block. Such an object exists and retains its last-stored value during the execution of the block and while the block is suspended (by a call of a function or receipt of a signal).

12 The least requirements on a conforming implementation are:

- At sequence points, volatile objects are stable in the sense that previous evaluations are complete and subsequent evaluations have not yet occurred.
- At program termination, all data written into files shall be identical to one of the possible results that execution of the program according to the abstract semantics would have produced.
- The input and output dynamics of interactive devices shall take place in such a fashion that prompting messages actually appear prior to a program waiting for input. What constitutes an interactive device is implementation-defined.

[*Note:* more stringent correspondences between abstract and actual semantics may be defined by each implementation.]

13 A *full-expression* is an expression that is not a subexpression of another expression.

14 [*Note:* certain contexts in C++ cause the evaluation of a full-expression that results from a syntactic construct other than *expression* (5.18). For example, in 8.5 one syntax for *initializer* is

(*expression-list*)

but the resulting construct is a function call upon a constructor function with *expression-list* as an argument list; such a function call is a full-expression. For example, in 8.5, another syntax for *initializer* is

= *initializer-clause*

but again the resulting construct might be a function call upon a constructor function with one *assignment-expression* as an argument; again, the function call is a full-expression.]

15 [*Note:* the evaluation of a full-expression can include the evaluation of subexpressions that are not lexically part of the full-expression. For example, subexpressions involved in evaluating default argument expressions (8.3.6) are considered to be created in the expression that calls the function, not the expression that defines the default argument.]

16 [*Note:* operators can be regrouped according to the usual mathematical rules only where the operators really are associative or commutative.⁷⁾ For example, in the following fragment

```
int a, b;
/*...*/
a = a + 32760 + b + 5;
```

the expression statement behaves exactly the same as

a = ((a + 32760) + b) + 5);

due to the associativity and precedence of these operators. Thus, the result of the sum (a + 32760) is next added to b, and that result is then added to 5 which results in the value assigned to a. On a machine in which overflows produce an exception and in which the range of values representable by an `int` is [-32768,+32767], the implementation cannot rewrite this expression as

a = ((a + b) + 32765);

since if the values for a and b were, respectively, -32754 and -15, the sum a + b would produce an exception while the original expression would not; nor can the expression be rewritten either as

a = ((a + 32765) + b);

or

⁷⁾ Overloaded operators are never assumed to be associative or commutative.

```
a = (a + (b + 32765));
```

since the values for *a* and *b* might have been, respectively, 4 and -8 or -17 and 12. However on a machine in which overflows do not produce an exception and in which the results of overflows are reversible, the above expression statement can be rewritten by the implementation in any of the above ways because the same result will occur.]

- 17 There is a sequence point at the completion of evaluation of each full-expression⁸⁾.
- 18 When calling a function (whether or not the function is inline), there is a sequence point after the evaluation of all function arguments (if any) which takes place before execution of any expressions or statements in the function body. There is also a sequence point after the copying of a returned value and before the execution of any expressions outside the function⁹⁾. Several contexts in C++ cause evaluation of a function call, even though no corresponding function call syntax appears in the translation unit. [*Example*: evaluation of a new expression invokes one or more allocation and constructor functions; see 5.3.4. For another example, invocation of a conversion function (12.3.2) can arise in contexts in which no function call syntax appears.] The sequence points at function-entry and function-exit (as described above) are features of the function calls as evaluated, whatever the syntax of the expression that calls the function might be.
- 19 In the evaluation of each of the expressions

```
a && b
a || b
a ? b : c
a , b
```

using the built-in meaning of the operators in these expressions (5.14, 5.15, 5.16, 5.18) there is a sequence point after the evaluation of the first expression¹⁰⁾.

⁸⁾ As specified in 12.2, after the "end-of-full-expression" sequence point, a sequence of zero or more invocations of destructor functions for temporary objects takes place, usually in reverse order of the construction of each temporary object.

⁹⁾ The sequence point at the function return is not explicitly specified in ISO C, and can be considered redundant with sequence points at full-expressions, but the extra clarity is important in C++. In C++, there are more ways in which a called function can terminate its execution, such as the throw of an exception.

¹⁰⁾ The operators indicated in this paragraph are the built-in operators, as described in Clause 5. When one of these operators is overloaded (13) in a valid context, thus designating a user-defined operator function, the expression designates a function invocation, and the operands form an argument list, without an implied sequence point between them.

2 Lexical conventions

[lex]

- 1 The text of the program is kept in units called *source files* in this International Standard. A source file together with all the headers (17.3.1.2) and source files included (16.2) via the preprocessing directive `#include`, less any source lines skipped by any of the conditional inclusion (16.1) preprocessing directives, is called a *translation unit*. [Note: a C++ program need not all be translated at the same time.]
- 2 [Note: previously translated translation units and instantiation units can be preserved individually or in libraries. The separate translation units of a program communicate (3.5) by (for example) calls to functions whose identifiers have external linkage, manipulation of objects whose identifiers have external linkage, or manipulation of data files. Translation units can be separately translated and then later linked to produce an executable program. (3.5).]

2.1 Phases of translation

[lex.phases]

- 1 The precedence among the syntax rules of translation is specified by the following phases.¹¹⁾
 - 1 Physical source file characters are mapped, in an implementation-defined manner, to the source character set (introducing new-line characters for end-of-line indicators) if necessary. Trigraph sequences (2.3) are replaced by corresponding single-character internal representations. Any source file character not in the basic source character set (2.2) is replaced by the universal-character-name that designates that character.¹²⁾
 - 2 Each instance of a new-line character and an immediately preceding backslash character is deleted, splicing physical source lines to form logical source lines. If, as a result, a character sequence that matches the syntax of a universal-character-name is produced, the behavior is undefined. If a source file that is not empty does not end in a new-line character, or ends in a new-line character immediately preceded by a backslash character, the behavior is undefined.
 - 3 The source file is decomposed into preprocessing tokens (2.4) and sequences of white-space characters (including comments). A source file shall not end in a partial preprocessing token or partial comment¹³⁾. Each comment is replaced by one space character. New-line characters are retained. Whether each nonempty sequence of white-space characters other than new-line is retained or replaced by one space character is implementation-defined. The process of dividing a source file's characters into preprocessing tokens is context-dependent. [Example: see the handling of `<` within a `#include` preprocessing directive.]
 - 4 Preprocessing directives are executed and macro invocations are expanded. If a character sequence that matches the syntax of a universal-character-name is produced by token concatenation (16.3.3), the behavior is undefined. A `#include` preprocessing directive causes the named header or source file to be processed from phase 1 through phase 4, recursively.

¹¹⁾ Implementations must behave as if these separate phases occur, although in practice different phases might be folded together.

¹²⁾ The process of handling extended characters is specified in terms of mapping to an encoding that uses only the basic source character set, and, in the case of character literals and strings, further mapping to the execution character set. In practical terms, however, any internal encoding may be used, so long as an actual extended character encountered in the input, and the same extended character expressed in the input as a universal-character-name (i.e. using the notation), are handled equivalently.

¹³⁾ A partial preprocessing token would arise from a source file ending in the first portion of a multi-character token that requires a terminating sequence of characters, such as a *header-name* that is missing the closing `"` or `>`. A partial comment would arise from a source file ending with an unclosed `/*` comment.

- 5 Each source character set member, escape sequence, or universal-character-name in character literals and string literals is converted to a member of the execution character set.
- 6 Adjacent ordinary string literal tokens are concatenated. Adjacent wide string literal tokens are concatenated.
- 7 White-space characters separating tokens are no longer significant. Each preprocessing token is converted into a token. (2.6). The resulting tokens are syntactically and semantically analyzed and translated. [*Note*: Source files, translation units and translated translation units need not necessarily be stored as files, nor need there be any one-to-one correspondence between these entities and any external representation. The description is conceptual only, and does not specify any particular implementation.]
- 8 Translated translation units and instantiation units are combined as follows: [*Note*: some or all of these may be supplied from a library.] Each translated translation unit is examined to produce a list of required instantiations. [*Note*: this may include instantiations which have been explicitly requested (14.7.2).] The definitions of the required templates are located. It is implementation-defined whether the source of the translation units containing these definitions is required to be available. [*Note*: an implementation could encode sufficient information into the translated translation unit so as to ensure the source is not required here.] All the required instantiations are performed to produce *instantiation units*. [*Note*: these are similar to translated translation units, but contain no references to uninstantiated templates and no template definitions.] The program is ill-formed if any instantiation fails.
- 9 All external object and function references are resolved. Library components are linked to satisfy external references to functions and objects not defined in the current translation. All such translator output is collected into a program image which contains information needed for execution in its execution environment.

2.2 Basic source character set

[lex.charset]

- 1 The *basic source character set* consists of 96 characters: the space character, the control characters representing horizontal tab, vertical tab, form feed, and new-line, plus the following 91 graphical characters:

```

a b c d e f g h i j k l m n o p q r s t u v w x y z
A B C D E F G H I J K L M N O P Q R S T U V W X Y Z
0 1 2 3 4 5 6 7 8 9
_ { } [ ] # ( ) < > % : ; . ? * + - / ^ & | ~ ! = , \ " '

```

- 2 The *universal-character-name* construct provides a way to name other characters.

hex-quad:

hexadecimal-digit hexadecimal-digit hexadecimal-digit hexadecimal-digit

universal-character-name:

\u hex-quad

\U hex-quad hex-quad

The character designated by the universal-character-name `\UNNNNNNNNN` is that character whose encoding in ISO/IEC 10646 is the hexadecimal value `NNNNNNNNN`; the character designated by the universal-character-name `\uNNNN` is that character whose encoding in ISO/IEC 10646 is the hexadecimal value `0000NNNN`.

2.3 Trigraph sequences

[lex.trigraph]

- 1 Before any other processing takes place, each occurrence of one of the following sequences of three characters (“*trigraph sequences*”) is replaced by the single character indicated in Table 1.

Table 1—trigraph sequences

<i>trigraph</i>	<i>replacement</i>	<i>trigraph</i>	<i>replacement</i>	<i>trigraph</i>	<i>replacement</i>
??=	#	??([??<	{
??/	\	??)]	??>	}
??'	^	??!		??-	~

2 [Example:

```
??=define arraycheck(a,b) a??(b??) ??!??! b??(a??)
```

becomes

```
#define arraycheck(a,b) a[b] || b[a]
```

—end example]

3 [Note: no other trigraph sequence exists. Each ? that does not begin one of the trigraphs listed above is not changed.]

4 Trigraph replacement is done left to right, so that when two sequences which could represent trigraphs overlap, only the first sequence is replaced. Characters that result from trigraph replacement are never part of a subsequent trigraph. [Example: The sequence "???" becomes "?=", not "?#". The sequence "???????" becomes "???", not "?". —end example]

2.4 Preprocessing tokens

[lex.pptoken]

preprocessing-token:

header-name

identifier

pp-number

character-literal

string-literal

preprocessing-op-or-punc

each non-white-space character that cannot be one of the above

1 Each preprocessing token that is converted to a token (2.6) shall have the lexical form of a keyword, an identifier, a literal, an operator, or a punctuator.

2 A *preprocessing token* is the minimal lexical element of the language in translation phases 3 through 6. The categories of preprocessing token are: *header names*, *identifiers*, *preprocessing numbers*, *character literals*, *string literals*, *preprocessing-op-or-punc*, and single non-white-space characters that do not lexically match the other preprocessing token categories. If a ' or a " character matches the last category, the behavior is undefined. Preprocessing tokens can be separated by *white space*; this consists of comments (2.7), or *white-space characters* (space, horizontal tab, new-line, vertical tab, and form-feed), or both. As described in Clause 16, in certain circumstances during translation phase 4, white space (or the absence thereof) serves as more than preprocessing token separation. White space can appear within a preprocessing token only as part of a header name or between the quotation characters in a character literal or string literal.

3 If the input stream has been parsed into preprocessing tokens up to a given character, the next preprocessing token is the longest sequence of characters that could constitute a preprocessing token, even if that would cause further lexical analysis to fail.

4 [Example: The program fragment 1Ex is parsed as a preprocessing number token (one that is not a valid floating or integer literal token), even though a parse as the pair of preprocessing tokens 1 and Ex might produce a valid expression (for example, if Ex were a macro defined as +1). Similarly, the program fragment 1E1 is parsed as a preprocessing number (one that is a valid floating literal token), whether or not E is

a macro name.]

- 5 [Example: The program fragment `x+++++y` is parsed as `x ++ ++ + y`, which, if `x` and `y` are of built-in types, violates a constraint on increment operators, even though the parse `x ++ + ++ y` might yield a correct expression.]

2.5 Alternative tokens

[lex.digraph]

- 1 Alternative token representations are provided for some operators and punctuators¹⁴⁾.
- 2 In all respects of the language, each alternative token behaves the same, respectively, as its primary token, except for its spelling¹⁵⁾. The set of alternative tokens is defined in Table 2.

Table 2—alternative tokens

<i>alternative</i>	<i>primary</i>	<i>alternative</i>	<i>primary</i>	<i>alternative</i>	<i>primary</i>
<%	{	and	&&	and_eq	&=
%>	}	bitor		or_eq	=
<:	[or		xor_eq	^=
:>]	xor	^	not	!
%:	#	compl	~	not_eq	!=
%:%:	##	bitand	&		

2.6 Tokens

[lex.token]

token:

identifier
keyword
literal
operator
punctuator

- 1 There are five kinds of tokens: identifiers, keywords, literals,¹⁶⁾ operators, and other separators. Blanks, horizontal and vertical tabs, newlines, formfeeds, and comments (collectively, “white space”), as described below, are ignored except as they serve to separate tokens. Some white space is required to separate otherwise adjacent identifiers, keywords, and literals.

2.7 Comments

[lex.comment]

- 1 The characters `/*` start a comment, which terminates with the characters `*/`. These comments do not nest. The characters `//` start a comment, which terminates with the next new-line character. If there is a form-feed or a vertical-tab character in such a comment, only white-space characters shall appear between it and the new-line that terminates the comment; no diagnostic is required. [Note: The comment characters `//`, `/*`, and `*/` have no special meaning within a `//` comment and are treated just like other characters. Similarly, the comment characters `//` and `/*` have no special meaning within a `/*` comment.]

¹⁴⁾ These include “digraphs” and additional reserved words. The term “digraph” (token consisting of two characters) is not perfectly descriptive, since one of the alternative preprocessing-tokens is `%:%:` and of course several primary tokens contain two characters. Nonetheless, those alternative tokens that aren’t lexical keywords are colloquially known as “digraphs”.

¹⁵⁾ Thus the “stringized” values (16.3.2) of `[` and `<:` will be different, maintaining the source spelling, but the tokens can otherwise be freely interchanged.

¹⁶⁾ Literals include strings and character and numeric literals.

2.8 Header names**[lex.header]***header-name:*

<h-char-sequence>
"q-char-sequence"

h-char-sequence:

h-char
h-char-sequence h-char

h-char:

any member of the source character set except
 new-line and >

q-char-sequence:

q-char
q-char-sequence q-char

q-char:

any member of the source character set except
 new-line and "

- 1 Header name preprocessing tokens shall only appear within a `#include` preprocessing directive (16.2). The sequences in both forms of *header-names* are mapped in an implementation-defined manner to headers or to external source file names as specified in 16.2.
- 2 If either of the characters ' or \, or either of the character sequences /* or // appears in a *q-char-sequence* or a *h-char-sequence*, or the character " appears in a *h-char-sequence*, the behavior is undefined.¹⁷⁾

2.9 Preprocessing numbers**[lex.ppnumber]***pp-number:*

digit
. digit
pp-number digit
pp-number nondigit
pp-number e sign
pp-number E sign
pp-number .

- 1 Preprocessing number tokens lexically include all integral literal tokens (2.13.1) and all floating literal tokens (2.13.3).
- 2 A preprocessing number does not have a type or a value; it acquires both after a successful conversion (as part of translation phase 7, 2.1) to an integral literal token or a floating literal token.

2.10 Identifiers**[lex.name]***identifier:*

nondigit
identifier nondigit
identifier digit

¹⁷⁾ Thus, sequences of characters that resemble escape sequences cause undefined behavior.

nondigit: one of
universal-character-name
 _ a b c d e f g h i j k l m
 n o p q r s t u v w x y z
 A B C D E F G H I J K L M
 N O P Q R S T U V W X Y Z

digit: one of
 0 1 2 3 4 5 6 7 8 9

- 1 An identifier is an arbitrarily long sequence of letters and digits. Each universal-character-name in an identifier shall designate a character whose encoding in ISO 10646 falls into one of the ranges specified in E. Upper- and lower-case letters are different. All characters are significant.¹⁸⁾
- 2 In addition, identifiers containing a double underscore (`_ _`) or beginning with an underscore and an upper-case letter are reserved for use by C++ implementations and standard libraries and shall not be used otherwise; no diagnostic is required.

2.11 Keywords

[lex.key]

- 1 The identifiers shown in Table 3 are reserved for use as keywords (that is, they are unconditionally treated as keywords in phase 7):

Table 3—keywords

asm	do	inline	short	typeid
auto	double	int	signed	typename
bool	dynamic_cast	long	sizeof	union
break	else	mutable	static	unsigned
case	enum	namespace	static_cast	using
catch	explicit	new	struct	virtual
char	extern	operator	switch	void
class	false	private	template	volatile
const	float	protected	this	wchar_t
const_cast	for	public	throw	while
continue	friend	register	true	
default	goto	reinterpret_cast	try	
delete	if	return	typedef	

- 2 Furthermore, the alternative representations shown in Table 4 for certain operators and punctuators (2.5) are reserved and shall not be used otherwise:

Table 4—alternative representations

and	and_eq	bitand	bitor	compl	not
not_eq	or	or_eq	xor	xor_eq	

¹⁸⁾ On systems in which linkers cannot accept extended characters, an encoding of the universal-character-name may be used in forming valid external identifiers. For example, some otherwise unused character or sequence of characters may be used to encode the `\u` in a universal-character-name. Extended characters may produce a long external identifier, but C++ does not place a translation limit on significant characters for external identifiers. In C++, upper- and lower-case letters are considered different for all identifiers, including external identifiers.

2.12 Operators and punctuators

- 1 The lexical representation of C++ programs includes a number of preprocessing tokens which are used in the syntax of the preprocessor or are converted into tokens for operators and punctuators:

```

preprocessing-op-or-punc: one of
{      }      [      ]      #      ##      (      )
<:    >:    <%    %>    %:    %:%:    ;      :      ...
new    delete ?      ::    .      .*
+      -      *      /      %      ^      &      |      ~
!      =      <      >      +=     -=     *=     /=     %=
^=     &=     |=     <<     >>     >>=    <<<=    ==     !=
<=     >=     &&     ||     ++     --     ,      ->*    ->
and     and_eq  bitand  bitor  compl  not     not_eq  or     or_eq
xor     xor_eq

```

Each *preprocessing-op-or-punc* is converted to a single token in translation phase 7 (2.1).

2.13 Literals

[lex.literal]

- 1 There are several kinds of literals.¹⁹⁾

```

literal:
    integer-literal
    character-literal
    floating-literal
    string-literal
    boolean-literal

```

2.13.1 Integer literals

[lex.icon]

```

integer-literal:
    decimal-literal integer-suffixopt
    octal-literal integer-suffixopt
    hexadecimal-literal integer-suffixopt

decimal-literal:
    nonzero-digit
    decimal-literal digit

octal-literal:
    0
    octal-literal octal-digit

hexadecimal-literal:
    0x hexadecimal-digit
    0X hexadecimal-digit
    hexadecimal-literal hexadecimal-digit

nonzero-digit: one of
    1 2 3 4 5 6 7 8 9

octal-digit: one of
    0 1 2 3 4 5 6 7

```

¹⁹⁾ The term "literal" generally designates, in this International Standard, those tokens that are called "constants" in ISO C.

hexadecimal-digit: one of
 0 1 2 3 4 5 6 7 8 9
 a b c d e f
 A B C D E F

integer-suffix:
unsigned-suffix long-suffix_{opt}
long-suffix unsigned-suffix_{opt}

unsigned-suffix: one of
 u U

long-suffix: one of
 l L

- 1 An integer literal is a sequence of digits that has no period or exponent part. An integer literal may have a prefix that specifies its base and a suffix that specifies its type. The lexically first digit of the sequence of digits is the most significant. A *decimal* integer literal (base ten) begins with a digit other than 0 and consists of a sequence of decimal digits. An *octal* integer literal (base eight) begins with the digit 0 and consists of a sequence of octal digits.²⁰⁾ An *hexadecimal* integer literal (base sixteen) begins with 0x or 0X and consists of a sequence of hexadecimal digits, which include the decimal digits and the letters a through f and A through F with decimal values ten through fifteen. [Example: the number twelve can be written 12, 014, or 0XC.]
- 2 The type of an integer literal depends on its form, value, and suffix. If it is decimal and has no suffix, it has the first of these types in which its value can be represented: int, long int, unsigned long int.²¹⁾ If it is octal or hexadecimal and has no suffix, it has the first of these types in which its value can be represented: int, unsigned int, long int, unsigned long int. If it is suffixed by u or U, its type is the first of these types in which its value can be represented: unsigned int, unsigned long int. If it is suffixed by l or L, its type is the first of these types in which its value can be represented: long int, unsigned long int. If it is suffixed by ul, lu, uL, Lu, Ul, lU, UL, or LU, its type is unsigned long int.
- 3 A program is ill-formed if one of its translation units contains an integer literal that cannot be represented by any of the allowed types.

2.13.2 Character literals

[lex.ccon]

character-literal:
 'c-char-sequence'
 L'c-char-sequence'

c-char-sequence:
 c-char
 c-char-sequence c-char

c-char:
 any member of the source character set except
 the single-quote ', backslash \, or new-line character
 escape-sequence
 universal-character-name

²⁰⁾ The digits 8 and 9 are not octal digits.

²¹⁾ A decimal integer literal with no suffix never has type unsigned int. Otherwise, for example, on an implementation where unsigned int values have 16 bits and unsigned long values have strictly more than 17 bits, we would have -30000<0, -50000>0 (because 50000 would have type unsigned int), and -70000<0 (because 70000 would have type long).

escape-sequence:

simple-escape-sequence
octal-escape-sequence
hexadecimal-escape-sequence

simple-escape-sequence: one of

\' \" \? \\
 \a \b \f \n \r \t \v

octal-escape-sequence:

\ *octal-digit*
 \ *octal-digit octal-digit*
 \ *octal-digit octal-digit octal-digit*

hexadecimal-escape-sequence:

\x *hexadecimal-digit*
hexadecimal-escape-sequence hexadecimal-digit

- 1 A character literal is one or more characters enclosed in single quotes, as in 'x', optionally preceded by the letter L, as in L'x'. A character literal that does not begin with L is an ordinary character literal, also referred to as a narrow-character literal. An ordinary character literal that contains a single *c-char* has type `char`, with value equal to the numerical value of the encoding of the *c-char* in the execution character set. An ordinary character literal that contains more than one *c-char* is a *multicharacter literal*. A multicharacter literal has type `int` and implementation-defined value.
- 2 A character literal that begins with the letter L, such as L'x', is a wide-character literal. A wide-character literal has type `wchar_t`.²²⁾ The value of a wide-character literal containing a single *c-char* has value equal to the numerical value of the encoding of the *c-char* in the execution wide-character set. The value of a wide-character literal containing multiple *c-chars* is implementation-defined.
- 3 Certain nongraphic characters, the single quote ', the double quote ", the question mark ?, and the backslash \, can be represented according to Table 5.

Table 5—escape sequences

new-line	NL (LF)	\n
horizontal tab	HT	\t
vertical tab	VT	\v
backspace	BS	\b
carriage return	CR	\r
form feed	FF	\f
alert	BEL	\a
backslash	\	\\
question mark	?	\?
single quote	'	\'
double quote	"	\"
octal number	<i>ooo</i>	\ <i>ooo</i>
hex number	<i>hhh</i>	\x <i>hhh</i>

The double quote " and the question mark ?, can be represented as themselves or by the escape sequences \" and \? respectively, but the single quote ' and the backslash \ shall be represented by the escape sequences \' and \\ respectively. If the character following a backslash is not one of those specified, the behavior is undefined. An escape sequence specifies a single character.

²²⁾ They are intended for character sets where a character does not fit into a single byte.

- 4 The escape `\ooo` consists of the backslash followed by one, two, or three octal digits that are taken to specify the value of the desired character. The escape `\xhhh` consists of the backslash followed by `x` followed by one or more hexadecimal digits that are taken to specify the value of the desired character. There is no limit to the number of digits in a hexadecimal sequence. A sequence of octal or hexadecimal digits is terminated by the first character that is not an octal digit or a hexadecimal digit, respectively. The value of a character literal is implementation-defined if it falls outside of the implementation-defined range defined for `char` (for ordinary literals) or `wchar_t` (for wide literals).
- 5 A universal-character-name is translated to the encoding, in the execution character set, of the character named. If there is no such encoding, the universal-character-name is translated to an implementation-defined encoding. [Note: in translation phase 1, a universal-character-name is introduced whenever an actual extended character is encountered in the source text. Therefore, all extended characters are described in terms of universal-character-names. However, the actual compiler implementation may use its own native character set, so long as the same results are obtained.]

2.13.3 Floating literals

[lex.fcon]

floating-literal:

fractional-constant *exponent-part*_{opt} *floating-suffix*_{opt}
digit-sequence *exponent-part* *floating-suffix*_{opt}

fractional-constant:

*digit-sequence*_{opt} . *digit-sequence*
digit-sequence .

exponent-part:

e *sign*_{opt} *digit-sequence*
E *sign*_{opt} *digit-sequence*

sign: one of

+ -

digit-sequence:

digit
digit-sequence digit

floating-suffix: one of

f l F L

- 1 A floating literal consists of an integer part, a decimal point, a fraction part, an `e` or `E`, an optionally signed integer exponent, and an optional type suffix. The integer and fraction parts both consist of a sequence of decimal (base ten) digits. Either the integer part or the fraction part (not both) can be omitted; either the decimal point or the letter `e` (or `E`) and the exponent (not both) can be omitted. The integer part, the optional decimal point and the optional fraction part form the *significant part* of the floating literal. The exponent, if present, indicates the power of 10 by which the significant part is to be scaled. If the scaled value is in the range of representable values for its type, the result is the scaled value if representable, else the larger or smaller representable value nearest the scaled value, chosen in an implementation-defined manner. The type of a floating literal is `double` unless explicitly specified by a suffix. The suffixes `f` and `F` specify `float`, the suffixes `l` and `L` specify `long double`. If the scaled value is not in the range of representable values for its type, the program is ill-formed.

2.13.4 String literals

[lex.string]

string-literal:

"*s-char-sequence*_{opt}"
 L"*s-char-sequence*_{opt}"

s-char-sequence:

s-char
s-char-sequence s-char

s-char:

any member of the source character set except
 the double-quote " , backslash \ , or new-line character
escape-sequence
universal-character-name

1 A string literal is a sequence of characters (as defined in 2.13.2) surrounded by double quotes, optionally beginning with the letter L, as in ". . ." or "L" . . . ". A string literal that does not begin with L is an ordinary string literal, also referred to as a narrow string literal. An ordinary string literal has type "array of *n* const char" and *static* storage duration (3.7), where *n* is the size of the string as defined below, and is initialized with the given characters. A string literal that begins with L, such as "L"asdf", is a wide string literal. A wide string literal has type "array of *n* const wchar_t" and has static storage duration, where *n* is the size of the string as defined below, and is initialized with the given characters.

2 Whether all string literals are distinct (that is, are stored in nonoverlapping objects) is implementation-defined. The effect of attempting to modify a string literal is undefined.

3 In translation phase 6 (2.1), adjacent narrow string literals are concatenated and adjacent wide string literals are concatenated. If a narrow string literal token is adjacent to a wide string literal token, the behavior is undefined. Characters in concatenated strings are kept distinct. [Example:

```
"\xA" "B"
```

contains the two characters '\xA' and 'B' after concatenation (and not the single hexadecimal character '\xAB').]

4 After any necessary concatenation, in translation phase 7 (2.1), '\0' is appended to every string literal so that programs that scan a string can find its end.

5 Escape sequences and universal-character-names in string literals have the same meaning as in character literals (2.13.2), except that the single quote ' is representable either by itself or by the escape sequence '\ ', and the double quote " shall be preceded by a \ . In a narrow string literal, a universal-character-name may map to more than one char element due to *multibyte encoding*. The size of a wide string literal is the total number of escape sequences, universal-character-names, and other characters, plus one for the terminating L'\0'. The size of a narrow string literal is the total number of escape sequences and other characters, plus at least one for the multibyte encoding of each universal-character-name, plus one for the terminating '\0'.

2.13.5 Boolean literals

[lex.bool]

boolean-literal:

false
 true

1 The Boolean literals are the keywords false and true. Such literals have type bool. They are not lvalues.

3 Basic concepts

[basic]

- 1 [Note: this clause presents the basic concepts of the C++ language. It explains the difference between an *object* and a *name* and how they relate to the notion of an *lvalue*. It introduces the concepts of a *declaration* and a *definition* and presents C++'s notion of *type*, *scope*, *linkage*, and *storage duration*. The mechanisms for starting and terminating a program are discussed. Finally, this clause presents the fundamental types of the language and lists the ways of constructing *compound* types from these.
- 2 This clause does not cover concepts that affect only a single part of the language. Such concepts are discussed in the relevant clauses.]
- 3 An *entity* is a value, object, subobject, base class subobject, array element, variable, function, instance of a function, enumerator, type, class member, template, or namespace.
- 4 A *name* is a use of an identifier (2.10) that denotes an entity or *label* (6.6.4, 6.1). A *variable* is introduced by the declaration of an object. The variable's name denotes the object.
- 5 Every name that denotes an entity is introduced by a *declaration*. Every name that denotes a label is introduced either by a `goto` statement (6.6.4) or a *labeled-statement* (6.1).
- 6 Some names denote types, classes, enumerations, or templates. In general, it is necessary to determine whether or not a name denotes one of these entities before parsing the program that contains it. The process that determines this is called *name lookup* (3.4).
- 7 Two names are *the same* if
- they are identifiers composed of the same character sequence; or
 - they are the names of overloaded operator functions formed with the same operator; or
 - they are the names of user-defined conversion functions formed with the same type.
- 8 An identifier used in more than one translation unit can potentially refer to the same entity in these translation units depending on the linkage (3.5) of the identifier specified in each translation unit.

3.1 Declarations and definitions

[basic.def]

- 1 A declaration (7) introduces names into a translation unit or redeclares names introduced by previous declarations. A declaration specifies the interpretation and attributes of these names.
- 2 A declaration is a *definition* unless it declares a function without specifying the function's body (8.4), it contains the `extern` specifier (7.1.1) or a *linkage-specification*²³⁾ (7.5) and neither an *initializer* nor a *function-body*, it declares a static data member in a class declaration (9.4), it is a class name declaration (9.1), or it is a `typedef` declaration (7.1.3), a *using-declaration* (7.3.3), or a *using-directive* (7.3.4).
- 3 [Example: all but one of the following are definitions:

²³⁾ Appearing inside the braced-enclosed *declaration-seq* in a *linkage-specification* does not affect whether a declaration is a definition.

```

int a; // defines a
extern const int c = 1; // defines c
int f(int x) { return x+a; } // defines f and defines x
struct S { int a; int b; }; // defines S, S::a, and S::b
struct X { // defines X
    int x; // defines nonstatic data member x
    static int y; // declares static data member y
    X(): x(0) { } // defines a constructor of X
};
int X::y = 1; // defines X::y
enum { up, down }; // defines up and down
namespace N { int d; } // defines N and N::d
namespace N1 = N; // defines N1
X anX; // defines anX

```

whereas these are just declarations:

```

extern int a; // declares a
extern const int c; // declares c
int f(int); // declares f
struct S; // declares S
typedef int Int; // declares Int
extern X anotherX; // declares anotherX
using N::d; // declares N::d

```

—end example]

- 4 [Note: in some circumstances, C++ implementations implicitly define the default constructor (12.1), copy constructor (12.8), assignment operator (12.8), or destructor (12.4) member functions. [Example: given

```

struct C {
    string s; // string is the standard library class (21)
};

int main()
{
    C a;
    C b = a;
    b = a;
}

```

the implementation will implicitly define functions to make the definition of C equivalent to

```

struct C {
    string s;
    C(): s() { }
    C(const C& x): s(x.s) { }
    C& operator=(const C& x) { s = x.s; return *this; }
    ~C() { }
};

```

—end example] —end note]

- 5 [Note: a class name can also be implicitly declared by an *elaborated-type-specifier* (3.3.1).]
- 6 A program is ill-formed if the definition of any object gives the object an incompletely-defined object type (3.9).

3.2 One definition rule

[basic.def.odr]

- 1 No translation unit shall contain more than one definition of any variable, function, class type, enumeration type or template.

- 2 An expression is *potentially evaluated* unless either it is the operand of the `sizeof` operator (5.3.3), or it is the operand of the `typeid` operator and does not designate an lvalue of polymorphic class type (5.2.8). An object or non-overloaded function is *used* if its name appears in a potentially-evaluated expression. A virtual member function is used if it is not pure. An overloaded function is used if it is selected by overload resolution when referred to from a potentially-evaluated expression. [Note: this covers calls to named functions (5.2.2), operator overloading (13), user-defined conversions (12.3.2), allocation function for placement new (5.3.4), as well as non-default initialization (8.5). A copy constructor is used even if the call is actually elided by the implementation.] An allocation or deallocation function for a class is used by a new expression appearing in a potentially-evaluated expression as specified in 5.3.4 and 12.5. A deallocation function for a class is used by a delete expression appearing in a potentially-evaluated expression as specified in 5.3.5 and 12.5. A copy-assignment function for a class is used by an implicitly-defined copy-assignment function for another class as specified in 12.8. A default constructor for a class is used by default initialization as specified in 8.5. A constructor for a class is used as specified in 8.5. A destructor for a class is used as specified in 12.4.
- 3 Every program shall contain exactly one definition of every non-inline function or object that is used in that program; no diagnostic required. The definition can appear explicitly in the program, it can be found in the standard or a user-defined library, or (when appropriate) it is implicitly defined (see 12.1, 12.4 and 12.8). An inline function shall be defined in every translation unit in which it is used.
- 4 Exactly one definition of a class is required in a translation unit if the class is used in a way that requires the class type to be complete. [Example: the following complete translation unit is well-formed, even though it never defines X:

```

    struct X;           // declare X as a struct type
    struct X* x1;      // use X in pointer formation
    X* x2;            // use X in pointer formation

```

—end example] [Note: the rules for declarations and expressions describe in which contexts complete class types are required. A class type T must be complete if:

- an object of type T is defined (3.1, 5.3.4), or
 - an lvalue-to-rvalue conversion is applied to an lvalue referring to an object of type T (4.1), or
 - an expression is converted (either implicitly or explicitly) to type T (4, 5.2.3, 5.2.7, 5.2.9, 5.4), or
 - an expression is converted to the type pointer to T or reference to T using an implicit conversion (4), a `dynamic_cast` (5.2.7) or a `static_cast` (5.2.9), or
 - a class member access operator is applied to an expression of type T (5.2.5), or
 - the `typeid` operator (5.2.8) or the `sizeof` operator (5.3.3) is applied to an operand of type T, or
 - a function with a return type or argument type of type T is defined (3.1) or called (5.2.2), or
 - an lvalue of type T is assigned to (5.17).]
- 5 There can be more than one definition of a class type (9), enumeration type (7.2), inline function with external linkage (7.1.2), class template (14), non-static function template (14.5.5), static data member of a class template (14.5.1.3), member function template (14.5.1.1), or template specialization for which some template parameters are not specified (14.7, 14.5.4) in a program provided that each definition appears in a different translation unit, and provided the definitions satisfy the following requirements. Given such an entity named D defined in more than one translation unit, then
- each definition of D shall consist of the same sequence of tokens; and
 - in each definition of D, corresponding names, looked up according to 3.4, shall refer to an entity defined within the definition of D, or shall refer to the same entity, after overload resolution (13.3) and after matching of partial template specialization (14.8.3), except that a name can refer to a `const` object with internal or no linkage if the object has the same integral or enumeration type in all definitions of D, and the object is initialized with a constant expression (5.19), and the value (but not the address) of the

- object is used, and the object has the same value in all definitions of D; and
- in each definition of D, the overloaded operators referred to, the implicit calls to conversion operators, constructors, operator new functions and operator delete functions, shall refer to the same function, or to a function defined within the definition of D; and
 - in each definition of D, a default argument used by an (implicit or explicit) function call is treated as if its token sequence were present in the definition of D; that is, the default argument is subject to the three requirements described above (and, if the default argument has sub-expressions with default arguments, this requirement applies recursively).²⁴⁾
 - if D is a class with an implicitly-declared constructor (12.1), it is as if the constructor was implicitly defined in every translation unit where it is used, and the implicit definition in every translation unit shall call the same constructor for a base class or a class member of D. *[Example:*

```

// translation unit 1:
struct X {
    X(int);
    X(int, int);
};
X::X(int = 0) { }
class D: public X { };
D d2; // X(int) called by D()

// translation unit 2:
struct X {
    X(int);
    X(int, int);
};
X::X(int = 0, int = 0) { }
class D: public X { }; // X(int, int) called by D();
                       // D()'s implicit definition
                       // violates the ODR

```

—*end example*] If D is a template, and is defined in more than one translation unit, then the last four requirements from the list above shall apply to names from the template's enclosing scope used in the template definition (14.6.3), and also to dependent names at the point of instantiation (14.6.2). If the definitions of D satisfy all these requirements, then the program shall behave as if there were a single definition of D. If the definitions of D do not satisfy these requirements, then the behavior is undefined.

3.3 Declarative regions and scopes

[**basic.scope**]

- 1 Every name is introduced in some portion of program text called a *declarative region*, which is the largest part of the program in which that name is *valid*, that is, in which that name may be used as an unqualified name to refer to the same entity. In general, each particular name is valid only within some possibly discontinuous portion of program text called its *scope*. To determine the scope of a declaration, it is sometimes convenient to refer to the *potential scope* of a declaration. The scope of a declaration is the same as its potential scope unless the potential scope contains another declaration of the same name. In that case, the potential scope of the declaration in the inner (contained) declarative region is excluded from the scope of the declaration in the outer (containing) declarative region.
- 2 *[Example:* in

²⁴⁾ 8.3.6 describes how default argument names are looked up.


```

int j = 24;
int main()
{
    int i = j, j;
    j = 42;
}

```

the identifier `j` is declared twice as a name (and used twice). The declarative region of the first `j` includes the entire example. The potential scope of the first `j` begins immediately after that `j` and extends to the end of the program, but its (actual) scope excludes the text between the `,` and the `}`. The declarative region of the second declaration of `j` (the `j` immediately before the semicolon) includes all the text between `{` and `}`, but its potential scope excludes the declaration of `i`. The scope of the second declaration of `j` is the same as its potential scope.]

- 3 The names declared by a declaration are introduced into the scope in which the declaration occurs, except that the presence of a `friend` specifier (11.4), certain uses of the *elaborated-type-specifier* (3.3.1), and *using-directives* (7.3.4) alter this general behavior.

4 [Note: the name look up rules are summarized in 3.4.]

3.3.1 Point of declaration

[basic.scope.pdecl]

- 1 The *point of declaration* for a name is immediately after its complete declarator (8) and before its *initializer* (if any), except as noted below. [Example:

```

int x = 12;
{ int x = x; }

```

Here the second `x` is initialized with its own (indeterminate) value.]

- 2 [Note: a nonlocal name remains visible up to the point of declaration of the local name that hides it. [Example:

```

const int i = 2;
{ int i[i]; }

```

declares a local array of two integers.]]

- 3 The point of declaration for an enumerator is immediately after its *enumerator-definition*. [Example:

```

const int x = 12;
{ enum { x = x }; }

```

Here, the enumerator `x` is initialized with the value of the constant `x`, namely 12.]

- 4 After the point of declaration of a class member, the member name can be looked up in the scope of its class. [Note: this is true even if the class is an incomplete class. For example,

```

struct X {
    enum E { z = 16 };
    int b[X::z]; //ok
};

```

—end note]

- 5 The point of declaration of a class first declared in an *elaborated-type-specifier* is as follows:

— for an *elaborated-type-specifier* of the form

```
class-key identifier ;
```

the *elaborated-type-specifier* declares the *identifier* to be a *class-name* in the scope that contains the declaration, otherwise

— for an *elaborated-type-specifier* of the form

class-key identifier

if the *elaborated-type-specifier* is used in the *decl-specifier-seq* or *parameter-declaration-clause* of a function defined in namespace scope, the *identifier* is declared as a *class-name* in the namespace that contains the declaration; otherwise, except as a friend declaration, the *identifier* is declared in the smallest non-class, non-function-prototype scope that contains the declaration. [Note: if the *elaborated-type-specifier* designates an enumeration, the *identifier* must refer to an already declared *enum-name*. If the *identifier* in the *elaborated-type-specifier* is a *qualified-id*, it must refer to an already declared *class-name* or *enum-name*. See 3.4.4.]

6 [Note: friend declarations refer to functions or classes that are members of the nearest enclosing namespace, but they do not introduce new names into that namespace (7.3.1.2). Function declarations at block scope and object declarations with the `extern` specifier at block scope refer to declarations that are members of an enclosing namespace, but they do not introduce new names into that scope.]

7 [Note: For point of instantiation of a template, see 14.7.1.]

3.3.2 Local scope

[basic.scope.local]

1 A name declared in a block (6.3) is local to that block. Its potential scope begins at its point of declaration (3.3.1) and ends at the end of its declarative region.

2 The potential scope of a function parameter name in a function definition (8.4) begins at its point of declaration. If the function has a *function try-block* the potential scope of a parameter ends at the end of the last associated handler, else it ends at the end of the outermost block of the function definition. A parameter name shall not be redeclared in the outermost block of the function definition nor in the outermost block of any handler associated with a *function try-block*.

3 The name in a `catch` exception-declaration is local to the handler and shall not be redeclared in the outermost block of the handler.

4 Names declared in the *for-init-statement*, and in the *condition* of `if`, `while`, `for`, and `switch` statements are local to the `if`, `while`, `for`, or `switch` statement (including the controlled statement), and shall not be redeclared in a subsequent condition of that statement nor in the outermost block (or, for the `if` statement, any of the outermost blocks) of the controlled statement; see 6.4.

3.3.3 Function prototype scope

[basic.scope.proto]

1 In a function declaration, or in any function declarator except the declarator of a function definition (8.4), names of parameters (if supplied) have function prototype scope, which terminates at the end of the nearest enclosing function declarator.

3.3.4 Function scope

1 Labels (6.1) have *function scope* and may be used anywhere in the function in which they are declared. Only labels have function scope.

3.3.5 Namespace scope

[basic.scope.namespace]

1 The declarative region of a *namespace-definition* is its *namespace-body*. The potential scope denoted by an *original-namespace-name* is the concatenation of the declarative regions established by each of the *namespace-definitions* in the same declarative region with that *original-namespace-name*. Entities declared in a *namespace-body* are said to be *members* of the namespace, and names introduced by these declarations into the declarative region of the namespace are said to be *member names* of the namespace. A namespace member name has namespace scope. Its potential scope includes its namespace from the name's point of declaration (3.3.1) onwards; and for each *using-directive* (7.3.4) that nominates the member's namespace, the member's potential scope includes that portion of the potential scope of the *using-directive* that follows the member's point of declaration. [Example:

```

namespace N {
    int i;
    int g(int a) { return a; }
    int j();
    void q();
}
namespace { int l=1; }
// the potential scope of l is from its point of declaration
// to the end of the translation unit

namespace N {
    int g(char a)          // overloads N::g(int)
    {
        return k+a;      // k is from unnamed namespace
    }

    int i;                // error: duplicate definition
    int j();              // ok: duplicate function declaration

    int j()               // ok: definition of N::j()
    {
        return g(i);     // calls N::g(int)
    }
    int q();              // error: different return type
}

```

—end example]

- 2 A namespace member can also be referred to after the `::` scope resolution operator (5.1) applied to the name of its namespace or the name of a namespace which nominates the member's namespace in a *using-directive*; see 3.4.3.2.
- 3 A name declared outside all named or unnamed namespaces (7.3), blocks (6.3), function declarations (8.3.5), function definitions (8.4) and classes (9) has *global namespace scope* (also called *global scope*). The potential scope of such a name begins at its point of declaration (3.3.1) and ends at the end of the translation unit that is its declarative region. Names declared in the global namespace scope are said to be *global*.

3.3.6 Class scope

[basic.scope.class]

- 1 The following rules describe the scope of names declared in classes.
 - 1) The potential scope of a name declared in a class consists not only of the declarative region following the name's declarator, but also of all function bodies, default arguments, and constructor *ctor-initializers* in that class (including such things in nested classes).
 - 2) A name *N* used in a class *S* shall refer to the same declaration in its context and when re-evaluated in the completed scope of *S*. No diagnostic is required for a violation of this rule.
 - 3) If reordering member declarations in a class yields an alternate valid program under (1) and (2), the program's behavior is ill-formed, no diagnostic is required.
 - 4) A name declared within a member function hides a declaration of the same name whose scope extends to or past the end of the member function's class.
 - 5) The potential scope of a declaration that extends to or past the end of a class definition also extends to the regions defined by its member definitions, even if the members are defined lexically outside the class (this includes static data member definitions, nested class definitions, member function definitions (including the member function body and, for constructor functions (12.1), the *ctor-initializer* (12.6.2)) and any portion of the declarator part of such definitions which follows the identifier, including a *parameter-declaration-clause* and any default arguments (8.3.6). [Example:

```

typedef int c;
enum { i = 1 };

class X {
    char v[i]; // error: 'i' refers to ::i
              // but when reevaluated is X::i
    int f() { return sizeof(c); } // okay: X::c
    char c;
    enum { i = 2 };
};

typedef char* T;
struct Y {
    T a; // error: 'T' refers to ::T
        // but when reevaluated is Y::T
    typedef long T;
    T b;
};

```

—end example]

- 2 The name of a class member shall only be used as follows:
 - in the scope of its class (as described above) or a class derived (10) from its class,
 - after the . operator applied to an expression of the type of its class (5.2.5) or a class derived from its class,
 - after the -> operator applied to a pointer to an object of its class (5.2.5) or a class derived from its class,
 - after the :: scope resolution operator (5.1) applied to the name of its class or a class derived from its class.

3.3.7 Name hiding

[basic.scope.hiding]

- 1 A name can be hidden by an explicit declaration of that same name in a nested declarative region or derived class (10.2).
- 2 A class name (9.1) or enumeration name (7.2) can be hidden by the name of an object, function, or enumerator declared in the same scope. If a class or enumeration name and an object, function, or enumerator are declared in the same scope (in any order) with the same name, the class or enumeration name is hidden wherever the object, function, or enumerator name is visible.
- 3 In a member function definition, the declaration of a local name hides the declaration of a member of the class with the same name; see 3.3.6. The declaration of a member in a derived class (10) hides the declaration of a member of a base class of the same name; see 10.2.
- 4 During the lookup of a name qualified by a namespace name, declarations that would otherwise be made visible by a *using-directive* can be hidden by declarations with the same name in the namespace containing the *using-directive*; see (3.4.3.2).
- 5 If a name is in scope and is not hidden it is said to be *visible*.

3.4 Name look up

[basic.lookup]

- 1 The name look up rules apply uniformly to all names (including *typedef-names* (7.1.3), *namespace-names* (7.3) and *class-names* (9.1)) wherever the grammar allows such names in the context discussed by a particular rule. Name look up associates the use of a name with a declaration (3.1) of that name. Name look up shall find an unambiguous declaration for the name (see 10.2). Name look up may associate more than one declaration with a name if it finds the name to be a function name; the declarations are said to form a set of overloaded functions (13.1). Overload resolution (13.3) takes place after name look up has succeeded. The

access rules (11) are considered only once name look up and function overload resolution (if applicable) have succeeded. Only after name look up, function overload resolution (if applicable) and access checking have succeeded are the attributes introduced by the name’s declaration used further in expression processing (5).

- 2 A name “looked up in the context of an expression” is looked up as an unqualified name in the scope where the expression is found.
- 3 [Note: 3.5 discusses linkage issues. The notions of scope, point of declaration and name hiding are discussed in 3.3.]

3.4.1 Unqualified name look up

[basic.lookup.unqual]

- 1 In all the cases listed in this subclause, the scopes are searched for a declaration in the order listed in each of the respective categories; name look up ends as soon as a declaration is found for the name. If no declaration is found, the program is ill-formed.
- 2 The declarations from the namespace nominated by a *using-directive* become visible in a namespace enclosing the *using-directive*; see 7.3.4. For the purpose of the unqualified name look up rules described in this subclause, the declarations from the namespace nominated by the *using-directive* are considered members of that enclosing namespace.
- 3 The lookup for an unqualified name used as the *postfix-expression* of a function call is described in 3.4.2. [Note: for purposes of determining (during parsing) whether an expression is a *postfix-expression* for a function call, the usual name lookup rules apply. The rules in 3.4.2 have no effect on the syntactic interpretation of an expression. For example,

```
typedef int f;
struct A {
    friend void f(A &);
    operator int();
    void g(A a) {
        f(a);
    }
};
```

The expression `f(a)` is a *cast-expression* equivalent to `int(a)`. Because the expression is not a function call, the argument-dependent name lookup (3.4.2) does not apply and the friend function `f` is not found.]

- 4 A name used in global scope, outside of any function, class or user-declared namespace, shall be declared before its use in global scope.
- 5 A name used in a user-declared namespace outside of the definition of any function or class shall be declared before its use in that namespace or before its use in a namespace enclosing its namespace.
- 6 A name used in the definition of a function²⁵⁾ that is a member of namespace *N* (where, only for the purpose of exposition, *N* could represent the global scope) shall be declared before its use in the block in which it is used or in one of its enclosing blocks (6.3) or, shall be declared before its use in namespace *N* or, if *N* is a nested namespace, shall be declared before its use in one of *N*’s enclosing namespaces. [Example:

²⁵⁾ This refers to unqualified names following the function declarator; such a name may be used as a type or as a default argument name in the *parameter-declaration-clause*, or may be used in the function body.

```

namespace A {
    namespace N {
        void f();
    }
}
void A::N::f() {
    i = 5;
    // The following scopes are searched for a declaration of i:
    // 1) outermost block scope of A::N::f, before the use of i
    // 2) scope of namespace N
    // 3) scope of namespace A
    // 4) global scope, before the definition of A::N::f
}

```

—end example]

7 A name used in the definition of a class X outside of a member function body or nested class definition²⁶⁾ shall be declared in one of the following ways:

- before its use in class X or be a member of a base class of X (10.2), or
- if X is a nested class of class Y (9.7), before the definition of X in Y, or shall be a member of a base class of Y (this look up applies in turn to Y's enclosing classes, starting with the innermost enclosing class),²⁷⁾ or
- if X is a local class (9.8) or is a nested class of a local class, before the definition of class X in a block enclosing the definition of class X, or
- if X is a member of namespace N, or is a nested class of a class that is a member of N, or is a local class or a nested class within a local class of a function that is a member of N, before the definition of class X in namespace N or in one of N's enclosing namespaces.

[Example:

```

namespace M {
    class B { };
}
namespace N {
    class Y : public M::B {
        class X {
            int a[i];
        };
    };
}

// The following scopes are searched for a declaration of i:
// 1) scope of class N::Y::X, before the use of i
// 2) scope of class N::Y, before the definition of N::Y::X
// 3) scope of N::Y's base class M::B
// 4) scope of namespace N, before the definition of N::Y
// 5) global scope, before the definition of N

```

—end example] [Note: when looking for a prior declaration of a class or function introduced by a friend declaration, scopes outside of the innermost enclosing namespace scope are not considered; see 7.3.1.2.]

[Note: 3.3.6 further describes the restrictions on the use of names in a class definition. 9.7 further describes the restrictions on the use of names in nested class definitions. 9.8 further describes the restrictions on the

²⁶⁾ This refers to unqualified names following the class name; such a name may be used in the *base-clause* or may be used in the class definition.

²⁷⁾ This look up applies whether the definition of X is nested within Y's definition or whether X's definition appears in a namespace scope enclosing Y's definition (9.7).

use of names in local class definitions.]

- 8 A name used in the definition of a function that is a member function (9.3)²⁸⁾ of class X shall be declared in one of the following ways:
- before its use in the block in which it is used or in an enclosing block (6.3), or
 - shall be a member of class X or be a member of a base class of X (10.2), or
 - if X is a nested class of class Y (9.7), shall be a member of Y, or shall be a member of a base class of Y (this look up applies in turn to Y's enclosing classes, starting with the innermost enclosing class),²⁹⁾ or
 - if X is a local class (9.8) or is a nested class of a local class, before the definition of class X in a block enclosing the definition of class X, or
 - if X is a member of namespace N, or is a nested class of a class that is a member of N, or is a local class or a nested class within a local class of a function that is a member of N, before the member function definition, in namespace N or in one of N's enclosing namespaces.

[Example:

```
class B { };
namespace M {
    namespace N {
        class X : public B {
            void f();
        };
    }
}
void M::N::X::f() {
    i = 16;
}

// The following scopes are searched for a declaration of i:
// 1) outermost block scope of M::N::X::f, before the use of i
// 2) scope of class M::N::X
// 3) scope of M::N::X's base class B
// 4) scope of namespace M::N
// 5) scope of namespace M
// 6) global scope, before the definition of M::N::X::f
```

—end example] [Note: 9.3 and 9.4 further describe the restrictions on the use of names in member function definitions. 9.7 further describes the restrictions on the use of names in the scope of nested classes. 9.8 further describes the restrictions on the use of names in local class definitions.]

- 9 Name look up for a name used in the definition of a friend function (11.4) defined inline in the class granting friendship shall proceed as described for look up in member function definitions. If the friend function is not defined in the class granting friendship, name look up in the friend function definition shall proceed as described for look up in namespace member function definitions.
- 10 During the lookup for a name used as a default argument (8.3.6) in a function *parameter-declaration-clause* or used in the *expression* of a *mem-initializer* for a constructor (12.6.2), the function parameter names are visible and hide the names of entities declared in the block, class or namespace scopes containing the function declaration. [Note: 8.3.6 further describes the restrictions on the use of names in default arguments. 12.6.2 further describes the restrictions on the use of names in a *ctor-initializer*.]

²⁸⁾ That is, an unqualified name following the function declarator; such a name may be used as a type or as a default argument name in the *parameter-declaration-clause*, or may be used in the function body, or, if the function is a constructor, may be used in the *expression* of a *mem-initializer*.

²⁹⁾ This look up applies whether the member function is defined within the definition of class X or whether the member function is defined in a namespace scope enclosing X's definition.

- 11 A name used in the definition of a `static` data member of class `X` (9.4.2) (after the *qualified-id* of the static member) is looked up as if the name was used in a member function of `X`. [Note: 9.4.2 further describes the restrictions on the use of names in the definition of a `static` data member.]
- 12 A name used in the handler for a *function-try-block* (15) is looked up as if the name was used in the outermost block of the function definition. In particular, the function parameter names shall not be redeclared in the *exception-declaration* nor in the outermost block of a handler for the *function-try-block*. Names declared in the outermost block of the function definition are not found when looked up in the scope of a handler for the *function-try-block*. [Note: but function parameter names are found. —end note]
- 13 [Note: the rules for name look up in template definitions are described in 14.6.]

3.4.2 Argument-dependent name lookup

[basic.lookup.koenig]

- 1 When an unqualified name is used as the *postfix-expression* in a function call (5.2.2), other namespaces not considered during the usual unqualified look up (3.4.1) may be searched; this search depends on the types of the arguments.
- 2 For each argument type `T` in the function call, there is a set of zero or more associated namespaces to be considered. The set of namespaces is determined entirely by the types of the function arguments. Typedef names used to specify the types do not contribute to this set. The set of namespaces are determined in the following way:
- If `T` is a fundamental type, its associated set of namespaces is empty.
 - If `T` is a class type, its associated namespaces are the namespaces in which the class and its direct and indirect base classes are defined.
 - If `T` is a union or enumeration type, its associated namespace is the namespace in which it is defined.
 - If `T` is a pointer to `U`, a reference to `U`, or an array of `U`, its associated namespaces are the namespaces associated with `U`.
 - If `T` is a pointer to function type, its associated namespaces are the namespaces associated with the function parameter types and the namespaces associated with the return type.
 - If `T` is a pointer to a member function of a class `X`, its associated namespaces are the namespaces associated with the function parameter types and return type, together with the namespaces associated with `X`.
 - If `T` is a pointer to a data member of class `X`, its associated namespaces are the namespaces associated with the member type together with the namespaces associated with `X`.
 - If `T` is a *template-id*, its associated namespaces are the namespaces in which the template is defined, the namespaces associated with the types of the template arguments provided for template type parameters (excluding template template parameters), and the namespaces of any template template arguments. [Note: non-type template arguments do not contribute to the set of associated namespaces.]

If the ordinary unqualified lookup of the name finds the declaration of a class member function, the associated namespaces are not considered. Otherwise the set of names found by the lookup of the function name is the union of the set of names found using ordinary unqualified lookup and the set of names found in the namespaces associated with the argument types.

- 3 When considering an associated namespace, the lookup is the same as the lookup performed when the associated namespace is used as a qualifier (3.4.3.2) except that *using-directives* in the associated namespace are ignored.

3.4.3 Qualified name look up

[basic.lookup.qual]

- 1 The name of a class or namespace member can be referred to after the `::` scope resolution operator (5.1) applied to a *nested-name-specifier* that nominates its class or namespace. During the look up for a name preceding the `::` scope resolution operator, object, function, and enumerator names are ignored. If the name found is not a *class-name* (9) or *namespace-name* (7.3.1), the program is ill-formed. [Example:

```
class A {
public:
    static int n;
};
int main()
{
    int A;
    A::n = 42;           // OK
    A b;                 // ill-formed: A does not name a type
}
```

—end example]

- 2 [Note: Multiply qualified names, such as `N1::N2::N3::n`, can be used to refer to members of nested classes (9.7) or members of nested namespaces.]
- 3 In a declaration in which the *declarator-id* is a *qualified-id*, names used before the *qualified-id* being declared are looked up in the defining namespace scope; names following the *qualified-id* are looked up in the scope of the member's class or namespace. [Example:

```
class X { };
class C {
    class X { };
    static const int number = 50;
    static X arr[number];
};
X C::arr[number]; // ill-formed:
                  // equivalent to: ::X C::arr[C::number];
                  // not to: C::X C::arr[C::number];
```

—end example]

- 4 A name prefixed by the unary scope operator `::` (5.1) is looked up in global scope, in the translation unit where it is used. The name shall be declared in global namespace scope or shall be a name whose declaration is visible in global scope because of a *using-directive* (3.4.3.2). The use of `::` allows a global name to be referred to even if its identifier has been hidden (3.3.7).
- 5 A *nested-name-specifier* that names a scalar type, followed by `::`, followed by *~type-name* is a *pseudo-destructor-name* for a scalar type (5.2.4). The *type-name* is looked up as a type in the scope of the *nested-name-specifier*. [Example:

```
struct A {
    typedef int I;
};
typedef int I1, I2;
extern int* p;
extern int* q;
p->A::I::~~I(); // I is looked up in the scope of A
q->I1::~~I2(); // I2 is looked up in the scope of
               // the postfix-expression
```

—end example] [Note: 3.4.5 describes how name look up proceeds after the `.` and `->` operators.]

3.4.3.1 Class members**[class.qual]**

- 1 If the *nested-name-specifier* of a *qualified-id* nominates a class, the name specified after the *nested-name-specifier* is looked up in the scope of the class (10.2). The name shall represent one or more members of that class or of one of its base classes (10). [Note: a class member can be referred to using a *qualified-id* at any point in its potential scope (3.3.6).]
- 2 A class member name hidden by a name in a nested declarative region or by the name of a derived class member can still be found if qualified by the name of its class followed by the :: operator.

3.4.3.2 Namespace members**[namespace.qual]**

- 1 If the *nested-name-specifier* of a *qualified-id* nominates a namespace, the name specified after the *nested-name-specifier* is looked up in the scope of the namespace.
- 2 Given $X::m$ (where X is a user-declared namespace), or given $::m$ (where X is the global namespace), let S be the set of all declarations of m in X and in the transitive closure of all namespaces nominated by *using-directives* in X and its used namespaces, except that *using-directives* are ignored in any namespace, including X , directly containing one or more declarations of m . No namespace is searched more than once in the lookup of a name. If S is the empty set, the program is ill-formed. Otherwise, if S has exactly one member, or if the context of the reference is a *using-declaration* (7.3.3), S is the required set of declarations of m . Otherwise if the use of m is not one that allows a unique declaration to be chosen from S , the program is ill-formed. [Example:

```

int x;
namespace Y {
    void f(float);
    void h(int);
}

namespace Z {
    void h(double);
}

namespace A {
    using namespace Y;
    void f(int);
    void g(int);
    int i;
}

namespace B {
    using namespace Z;
    void f(char);
    int i;
}

namespace AB {
    using namespace A;
    using namespace B;
    void g();
}

```

```

void h()
{
    AB::g(); // g is declared directly in AB,
            // therefore S is { AB::g() } and AB::g() is chosen
    AB::f(1); // f is not declared directly in AB so the rules are
            // applied recursively to A and B;
            // namespace Y is not searched and Y::f(float)
            // is not considered;
            // S is { A::f(int), B::f(char) } and overload
            // resolution chooses A::f(int)
    AB::f('c'); // as above but resolution chooses B::f(char)

    AB::x++; // x is not declared directly in AB, and
            // is not declared in A or B, so the rules are
            // applied recursively to Y and Z,
            // S is { } so the program is ill-formed
    AB::i++; // i is not declared directly in AB so the rules are
            // applied recursively to A and B,
            // S is { A::i, B::i } so the use is ambiguous
            // and the program is ill-formed
    AB::h(16.8); // h is not declared directly in AB and
            // not declared directly in A or B so the rules are
            // applied recursively to Y and Z,
            // S is { Y::h(int), Z::h(double) } and overload
            // resolution chooses Z::h(double)
}

```

- 3 The same declaration found more than once is not an ambiguity (because it is still a unique declaration).
For example:

```

namespace A {
    int a;
}

namespace B {
    using namespace A;
}

namespace C {
    using namespace A;
}

namespace BC {
    using namespace B;
    using namespace C;
}

void f()
{
    BC::a++; // ok: S is { A::a, A::a }
}

namespace D {
    using A::a;
}

namespace BD {
    using namespace B;
    using namespace D;
}

```

```

void g()
{
    BD::a++; // ok: S is { A::a, A::a }
}

```

- 4 Because each referenced namespace is searched at most once, the following is well-defined:

```

namespace B {
    int b;
}

namespace A {
    using namespace B;
    int a;
}

namespace B {
    using namespace A;
}

void f()
{
    A::a++; // ok: a declared directly in A, S is { A::a }
    B::a++; // ok: both A and B searched (once), S is { A::a }
    A::b++; // ok: both A and B searched (once), S is { B::b }
    B::b++; // ok: b declared directly in B, S is { B::b }
}

```

—end example]

- 5 During the look up of a qualified namespace member name, if the look up finds more than one declaration of the member, and if one declaration introduces a class name or enumeration name and the other declarations either introduce the same object, the same enumerator or a set of functions, the non-type name hides the class or enumeration name if and only if the declarations are from the same namespace; otherwise (the declarations are from different namespaces), the program is ill-formed. [Example:

```

namespace A {
    struct x { };
    int x;
    int y;
}

namespace B {
    struct y {};
}

namespace C {
    using namespace A;
    using namespace B;
    int i = C::x; // ok, A::x (of type 'int')
    int j = C::y; // ambiguous, A::y or B::y
}

```

—end example]

- 6 In a declaration for a namespace member in which the *declarator-id* is a *qualified-id*, given that the *qualified-id* for the namespace member has the form

nested-name-specifier unqualified-id

the *unqualified-id* shall name a member of the namespace designated by the *nested-name-specifier*. [Example:

```

namespace A {
    namespace B {
        void f1(int);
    }
    using namespace B;
}
void A::f1(int){} // ill-formed, f1 is not a member of A

```

—*end example*] However, in such namespace member declarations, the *nested-name-specifier* may rely on *using-directives* to implicitly provide the initial part of the *nested-name-specifier*. [Example:

```

namespace A {
    namespace B {
        void f1(int);
    }
}

namespace C {
    namespace D {
        void f1(int);
    }
}

using namespace A;
using namespace C::D;
void B::f1(int){} // okay, defines A::B::f1(int)

```

—*end example*]

3.4.4 Elaborated type specifiers

[basic.lookup.elab]

- 1 An *elaborated-type-specifier* may be used to refer to a previously declared *class-name* or *enum-name* even though the name has been hidden by a non-type declaration (3.3.7). The *class-name* or *enum-name* in the *elaborated-type-specifier* may either be a simple *identifier* or be a *qualified-id*.
- 2 If the name in the *elaborated-type-specifier* is a simple *identifier*, and unless the *elaborated-type-specifier* has the following form:

class-key identifier ;

the *identifier* is looked up according to 3.4.1 but ignoring any non-type names that have been declared. If this name look up finds a *typedef-name*, the *elaborated-type-specifier* is ill-formed. If the *elaborated-type-specifier* refers to an *enum-name* and this look up does not find a previously declared *enum-name*, the *elaborated-type-specifier* is ill-formed. If the *elaborated-type-specifier* refers to an *class-name* and this look up does not find a previously declared *class-name*, or if the *elaborated-type-specifier* has the form:

class-key identifier ;

the *elaborated-type-specifier* is a declaration that introduces the *class-name* as described in 3.3.1.

- 3 If the name is a *qualified-id*, the name is looked up according its qualifications, as described in 3.4.3, but ignoring any non-type names that have been declared. If this name lookup finds a *typedef-name*, the *elaborated-type-specifier* is ill-formed. If this name look up does not find a previously declared *class-name* or *enum-name*, the *elaborated-type-specifier* is ill-formed. [Example:

```

struct Node {
    struct Node* Next; // ok: Refers to Node at global scope
    struct Data* Data; // ok: Declares type Data
                    // at global scope and member Data
};

```

```

struct Data {
    struct Node* Node;           // ok: Refers to Node at global scope
    friend struct ::Glob;       // error: Glob is not declared
                                // cannot introduce a qualified type (_decl.type.elab_)
    friend struct Glob;         // ok: Refers to (as yet) undeclared Glob
                                // at global scope.
    /* ... */
};

struct Base {
    struct Data;                // ok: Declares nested Data
    struct ::Data* thatData;    // ok: Refers to ::Data
    struct Base::Data* thisData; // ok: Refers to nested Data
    friend class ::Data;        // ok: global Data is a friend
    friend class Data;          // ok: nested Data is a friend
    struct Data { /* ... */ }; // Defines nested Data
    struct Data;                // ok: Redeclares nested Data
};

struct Data;                   // ok: Redeclares Data at global scope
struct ::Data;                 // error: cannot introduce a qualified type (_decl.type.elab_)
struct Base::Data;            // error: cannot introduce a qualified type (_decl.type.elab_)
struct Base::Datum;           // error: Datum undefined
struct Base::Data* pBase;     // ok: refers to nested Data

```

—end example]

3.4.5 Class member access

[basic.lookup.classref]

- 1 If the *id-expression* in a class member access (5.2.5) is an *unqualified-id*, and the type of the object expression is of a class type C (or of pointer to a class type C), the *unqualified-id* is looked up in the scope of class C. If the type of the object expression is of pointer to scalar type, the *unqualified-id* is looked up in the context of the complete *postfix-expression*.
- 2 If the *unqualified-id* is *~type-name*, and the type of the object expression is of a class type C (or of pointer to a class type C), the *type-name* is looked up in the context of the entire *postfix-expression* and in the scope of class C. The *type-name* shall refer to a *class-name*. If *type-name* is found in both contexts, the name shall refer to the same class type. If the type of the object expression is of scalar type, the *type-name* is looked up in the scope of the complete *postfix-expression*.
- 3 If the *id-expression* in a class member access is a *qualified-id* of the form

```
class-name-or-namespace-name::...
```

the *class-name-or-namespace-name* following the `.` or `->` operator is looked up both in the context of the entire *postfix-expression* and in the scope of the class of the object expression. If the name is found only in the scope of the class of the object expression, the name shall refer to a *class-name*. If the name is found only in the context of the entire *postfix-expression*, the name shall refer to a *class-name* or *namespace-name*. If the name is found in both contexts, the *class-name-or-namespace-name* shall refer to the same entity. [Note: because the name of a class is inserted in its class scope (9), the name of a class is also considered a nested member of that class.] [Note: the result of looking up the *class-name-or-namespace-name* is not required to be a unique base class of the class type of the object expression, as long as the entity or entities named by the *qualified-id* are members of the class type of the object expression and are not ambiguous according to 10.2.

```

struct A {
    int a;
};
struct B: virtual A { };
struct C: B { };
struct D: B { };
struct E: public C, public D { };
struct F: public A { };

void f() {
    E e;
    e.B::a = 0;    // ok, only one A::a in E

    F f;
    f.B::a = 1;    // ok, A::a is a member of F
}

```

—*end note*]

- 4 If the *qualified-id* has the form

```
::class-name-or-namespace-name::...
```

the *class-name-or-namespace-name* is looked up in global scope as a *class-name* or *namespace-name*.

- 5 If the *nested-name-specifier* contains a class *template-id* (14.2), its *template-arguments* are evaluated in the context in which the entire *postfix-expression* occurs.
- 6 If the *id-expression* is a *conversion-function-id*, its *conversion-type-id* shall denote the same type in both the context in which the entire *postfix-expression* occurs and in the context of the class of the object expression (or the class pointed to by the pointer expression).

3.4.6 Using-directives and namespace aliases

[basic.lookup.udir]

- 1 When looking up a *namespace-name* in a *using-directive* or *namespace-alias-definition*, only namespace names are considered.

3.5 Program and linkage

[basic.link]

- 1 A *program* consists of one or more *translation units* (2) linked together. A translation unit consists of a sequence of declarations.

```

translation-unit:
    declaration-seqopt

```

- 2 A name is said to have *linkage* when it might denote the same object, reference, function, type, template, namespace or value as a name introduced by a declaration in another scope:
- When a name has *external linkage*, the entity it denotes can be referred to by names from scopes of other translation units or from other scopes of the same translation unit.
 - When a name has *internal linkage*, the entity it denotes can be referred to by names from other scopes in the same translation unit.
 - When a name has *no linkage*, the entity it denotes cannot be referred to by names from other scopes.
- 3 A name having namespace scope (3.3.5) has internal linkage if it is the name of
- an object, reference, function or function template that is explicitly declared `static` or,
 - an object or reference that is explicitly declared `const` and neither explicitly declared `extern` nor previously declared to have external linkage; or
 - the name of a data member of an anonymous union.

- 4 A name having namespace scope has external linkage if it is the name of
- an object or reference, unless it has internal linkage; or
 - a function, unless it has internal linkage; or
 - a named class (9), or an unnamed class defined in a typedef declaration in which the class has the typedef name for linkage purposes (7.1.3); or
 - a named enumeration (7.2), or an unnamed enumeration defined in a typedef declaration in which the enumeration has the typedef name for linkage purposes (7.1.3); or
 - an enumerator belonging to an enumeration with external linkage; or
 - a template, unless it is a function template that has internal linkage (14); or
 - a namespace (7.3), unless it is declared within an unnamed namespace.
- 5 In addition, a member function, static data member, class or enumeration of class scope has external linkage if the name of the class has external linkage.
- 6 The name of a function declared in block scope, and the name of an object declared by a block scope `extern` declaration, have linkage. If there is a visible declaration of an entity with linkage having the same name and type, ignoring entities declared outside the innermost enclosing namespace scope, the block scope declaration declares that same entity and receives the linkage of the previous declaration. If there is more than one such matching entity, the program is ill-formed. Otherwise, if no matching entity is found, the block scope entity receives external linkage. [Example:

```

static void f();
static int i = 0; //1
void g() {
    extern void f(); // internal linkage
    int i; //2: 'i' has no linkage
    {
        extern void f(); // internal linkage
        extern int i; //3: external linkage
    }
}

```

There are three objects named `i` in this program. The object with internal linkage introduced by the declaration in global scope (line //1), the object with automatic storage duration and no linkage introduced by the declaration on line //2, and the object with static storage duration and external linkage introduced by the declaration on line //3.]

- 7 When a block scope declaration of an entity with linkage is not found to refer to some other declaration, then that entity is a member of the innermost enclosing namespace. However such a declaration does not introduce the member name in its namespace scope. [Example:

```

namespace X {
    void p()
    {
        q(); // error: q not yet declared
        extern void q(); // q is a member of namespace X
    }

    void middle()
    {
        q(); // error: q not yet declared
    }
}

```



```

        void q() { /* ... */ }    // definition of X::q
    }

    void q() { /* ... */ }        // some other, unrelated q

```

—end example]

- 8 Names not covered by these rules have no linkage. Moreover, except as noted, a name declared in a local scope (3.3.2) has no linkage. A name with no linkage (notably, the name of a class or enumeration declared in a local scope (3.3.2)) shall not be used to declare an entity with linkage. If a declaration uses a typedef name, it is the linkage of the type name to which the typedef refers that is considered. [Example:

```

void f()
{
    struct A { int x; };          // no linkage
    extern A a;                  // ill-formed
    typedef A B;
    extern B b;                  // ill-formed
}

```

—end example] This implies that names with no linkage cannot be used as template arguments (14.3).

- 9 Two names that are the same (3) and that are declared in different scopes shall denote the same object, reference, function, type, enumerator, template or namespace if

- both names have external linkage or else both names have internal linkage and are declared in the same translation unit; and
- both names refer to members of the same namespace or to members, not by inheritance, of the same class; and
- when both names denote functions, the function types are identical for purposes of overloading; and
- when both names denote function templates, the signatures (14.5.5.1) are the same.

- 10 After all adjustments of types (during which typedefs (7.1.3) are replaced by their definitions), the types specified by all declarations of a name in a given namespace shall be identical, except that declarations for an array object can specify array types that differ by the presence or absence of a major array bound (8.3.4), declarations for functions with the same name can specify different numbers and types of parameters (8.3.5), and a class or enumeration may have the same name as an object, function or enumerator (3.3.7). A violation of this rule on type identity does not require a diagnostic.

- 11 [Note: linkage to non-C++ declarations can be achieved using a *linkage-specification* (7.5).]

3.6 Start and termination

[basic.start]

3.6.1 Main function

[basic.start.main]

- 1 A program shall contain a global function called `main`, which is the designated start of the program. It is implementation-defined whether a program in a freestanding environment is required to define a `main` function. [Note: in a freestanding environment, start-up and termination is implementation-defined; start-up contains the execution of constructors for objects of namespace scope with static storage duration; termination contains the execution of destructors for objects with static storage duration.]

- 2 An implementation shall not predefine the `main` function. This function shall not be overloaded. It shall have a return type of type `int`, but otherwise its type is implementation-defined. All implementations shall allow both of the following definitions of `main`:

```
int main() { /* ... */ }
```

and

```
int main(int argc, char* argv[]) { /* ... */ }
```

In the latter form `argc` shall be the number of arguments passed to the program from the environment in which the program is run. If `argc` is nonzero these arguments shall be supplied in `argv[0]` through `argv[argc-1]` as pointers to the initial characters of null-terminated multibyte strings (NTMBSs) (17.2.2.1.3.2) and `argv[0]` shall be the pointer to the initial character of a NTMBS that represents the name used to invoke the program or "". The value of `argc` shall be nonnegative. The value of `argv[argc]` shall be 0. [*Note:* it is recommended that any further (optional) parameters be added after `argv`.]

- 3 The function `main` shall not be called from within a program. The linkage (3.5) of `main` is implementation-defined. A program that takes the address of `main`, or declares it `inline` or `static` is ill-formed. The name `main` is not otherwise reserved. [*Example:* member functions, classes, and enumerations can be called `main`, as can entities in other namespaces.]

- 4 Calling the function

```
void exit(int);
```

declared in `<cstdliblib>` (18.3) terminates the program without leaving the current block and hence without destroying any objects with automatic storage duration (12.4). If `exit` is called to end a program during the destruction of an object with static storage duration, the program has undefined behavior.

- 5 A return statement in `main` has the effect of leaving the main function (destroying any objects with automatic storage duration) and calling `exit` with the return value as the argument. If control reaches the end of `main` without encountering a return statement, the effect is that of executing

```
return 0;
```

3.6.2 Initialization of non-local objects

[**basic.start.init**]

- 1 The storage for objects with static storage duration (3.7.1) shall be zero-initialized (8.5) before any other initialization takes place. Objects of POD types (3.9) with static storage duration initialized with constant expressions (5.19) shall be initialized before any dynamic initialization takes place. Objects of namespace scope with static storage duration defined in the same translation unit and dynamically initialized shall be initialized in the order in which their definition appears in the translation unit. [*Note:* 8.5.1 describes the order in which aggregate members are initialized. The initialization of local static objects is described in 6.7.]

- 2 An implementation is permitted to perform the initialization of an object of namespace scope with static storage duration as a static initialization even if such initialization is not required to be done statically, provided that

- the dynamic version of the initialization does not change the value of any other object of namespace scope with static storage duration prior to its initialization, and
- the static version of the initialization produces the same value in the initialized object as would be produced by the dynamic initialization if all objects not required to be initialized statically were initialized dynamically.

[*Note:* as a consequence, if the initialization of an object `obj1` refers to an object `obj2` of namespace scope with static storage duration potentially requiring dynamic initialization and defined later in the same translation unit, it is unspecified whether the value of `obj2` used will be the value of the fully initialized `obj2` (because `obj2` was statically initialized) or will be the value of `obj2` merely zero-initialized. For example,

```
inline double fd() { return 1.0; }
extern double d1;
double d2 = d1; // unspecified:
                // may be statically initialized to 0.0 or
                // dynamically initialized to 1.0
double d1 = fd(); // may be initialized statically to 1.0
```

—end note]

- 3 It is implementation-defined whether the dynamic initialization (8.5, 9.4, 12.1, 12.6.1) of an object of namespace scope with static storage duration is done before the first statement of `main` or deferred to any point in time after the first statement of `main` but before the first use of a function or object defined in the same translation unit. [Example:

```
// -- File 1 --
#include "a.h"
#include "b.h"
B b;
A::A(){
    b.Use();
}

// -- File 2 --
#include "a.h"
A a;

// -- File 3 --
#include "a.h"
#include "b.h"
extern A a;
extern B b;
main() {
    a.Use();
    b.Use();
}
```

It is implementation-defined whether `a` is defined before `main` is entered or whether its definition is delayed until `a` is first used in `main`. It is implementation-defined whether `b` is defined before `main` is entered or whether its definition is delayed until `b` is first used in `main`. In particular, if `a` is defined before `main` is entered, it is not guaranteed that `b` will be initialized before it is used by the initialization of `a`, that is, before `A::A` is called.]

- 4 If construction or destruction of a non-local static object ends in throwing an uncaught exception, the result is to call `terminate` (18.6.3.3).

3.6.3 Termination

[basic.start.term]

- 1 Destructors (12.4) for initialized objects of static storage duration (declared at block scope or at namespace scope) are called as a result of returning from `main` and as a result of calling `exit` (18.3). These objects are destroyed in the reverse order of the completion of their constructor or of the completion of their dynamic initialization. If an object is initialized statically, the object is destroyed in the same order as if the object was dynamically initialized. For an object of array or class type, all subobjects of that object are destroyed before any local object with static storage duration initialized during the construction of the subobjects is destroyed.
- 2 If a function contains a local object of static storage duration that has been destroyed and the function is called during the destruction of an object with static storage duration, the program has undefined behavior if the flow of control passes through the definition of the previously destroyed local object.
- 3 If a function is registered with `atexit` (see `<cstdlib>`, 18.3) then following the call to `exit`, any objects with static storage duration initialized prior to the registration of that function will not be destroyed until the registered function is called from the termination process and has completed. For an object with static storage duration constructed after a function is registered with `atexit`, then following the call to `exit`, the registered function is not called until the execution of the object's destructor has completed.
- 4 Calling the function

```
void abort();
```

declared in `<cstdlib>` terminates the program without executing destructors for objects of automatic or static storage duration and without calling the functions passed to `atexit()`.

3.7 Storage duration

[basic.stc]

1 Storage duration is the property of an object that defines the minimum potential lifetime of the storage containing the object. The storage duration is determined by the construct used to create the object and is one of the following:

- static storage duration
- automatic storage duration
- dynamic storage duration

2 Static and automatic storage durations are associated with objects introduced by declarations (3.1) and implicitly created by the implementation (12.2). The dynamic storage duration is associated with objects created with `operator new` (5.3.4).

3 The storage class specifiers `static` and `auto` are related to storage duration as described below.

4 References (8.3.2) might or might not require storage; however, the storage duration categories apply to references as well.

3.7.1 Static storage duration

[basic.stc.static]

1 All objects which neither have dynamic storage duration nor are local have *static storage duration*. The storage for these objects shall last for the duration of the program (3.6.2, 3.6.3).

2 If an object of static storage duration has initialization or a destructor with side effects, it shall not be eliminated even if it appears to be unused, except that a class object or its copy may be eliminated as specified in 12.8.

3 The keyword `static` can be used to declare a local variable with static storage duration. [Note: 6.7 describes the initialization of local `static` variables; 3.6.3 describes the destruction of local `static` variables.]

4 The keyword `static` applied to a class data member in a class definition gives the data member static storage duration.

3.7.2 Automatic storage duration

[basic.stc.auto]

1 Local objects explicitly declared `auto` or `register` or not explicitly declared `static` or `extern` have *automatic storage duration*. The storage for these objects lasts until the block in which they are created exits.

2 [Note: these objects are initialized and destroyed as described in 6.7.]

3 If a named automatic object has initialization or a destructor with side effects, it shall not be destroyed before the end of its block, nor shall it be eliminated as an optimization even if it appears to be unused, except that a class object or its copy may be eliminated as specified in 12.8.

3.7.3 Dynamic storage duration

[basic.stc.dynamic]

1 Objects can be created dynamically during program execution (1.8), using *new-expressions* (5.3.4), and destroyed using *delete-expressions* (5.3.5). A C++ implementation provides access to, and management of, dynamic storage via the global *allocation functions* `operator new` and `operator new[]` and the global *deallocation functions* `operator delete` and `operator delete[]`.

2 The library provides default definitions for the global allocation and deallocation functions. Some global allocation and deallocation functions are replaceable (18.4.1). A C++ program shall provide at most one definition of a replaceable allocation or deallocation function. Any such function definition replaces the

default version provided in the library (17.3.3.4). The following allocation and deallocation functions (18.4) are implicitly declared in global scope in each translation unit of a program

```
void* operator new(std::size_t) throw(std::bad_alloc);
void* operator new[](std::size_t) throw(std::bad_alloc);
void operator delete(void*) throw();
void operator delete[](void*) throw();
```

These implicit declarations introduce only the function names `operator new`, `operator new[]`, `operator delete`, `operator delete[]`. [Note: the implicit declarations do not introduce the names `std`, `std::bad_alloc`, and `std::size_t`, or any other names that the library uses to declare these names. Thus, a *new-expression*, *delete-expression* or function call that refers to one of these functions without including the header `<new>` is well-formed. However, referring to `std`, `std::bad_alloc`, and `std::size_t` is ill-formed unless the name has been declared by including the appropriate header.] Allocation and/or deallocation functions can also be declared and defined for any class (12.5).

- 3 Any allocation and/or deallocation functions defined in a C++ program shall conform to the semantics specified in this subclause.

3.7.3.1 Allocation functions

[basic.stc.dynamic.allocation]

- 1 An allocation function shall be a class member function or a global function; a program is ill-formed if an allocation function is declared in a namespace scope other than global scope or declared static in global scope. The return type shall be `void*`. The first parameter shall have type `size_t` (18.1). The first parameter shall not have an associated default argument (8.3.6). The value of the first parameter shall be interpreted as the requested size of the allocation. An allocation function can be a function template. Such a template shall declare its return type and first parameter as specified above (that is, template parameter types shall not be used in the return type and first parameter type). Template allocation functions shall have two or more parameters.
- 2 The function shall return the address of the start of a block of storage whose length in bytes shall be at least as large as the requested size. There are no constraints on the contents of the allocated storage on return from the allocation function. The order, contiguity, and initial value of storage allocated by successive calls to an allocation function is unspecified. The pointer returned shall be suitably aligned so that it can be converted to a pointer of any complete object type and then used to access the object or array in the storage allocated (until the storage is explicitly deallocated by a call to a corresponding deallocation function). If the size of the space requested is zero, the value returned shall not be a null pointer value (4.10). The results of dereferencing a pointer returned as a request for zero size are undefined.³⁰⁾
- 3 An allocation function that fails to allocate storage can invoke the currently installed `new_handler` (18.4.2.2). [Note: A program-supplied allocation function can obtain the address of the currently installed `new_handler` using the `set_new_handler` function (18.4.2.3).] If a nothrow allocation function (18.4) fails to allocate storage, it shall return a null pointer. Any other allocation function that fails to allocate storage shall only indicate failure by throwing an exception of class `std::bad_alloc` (18.4.2.1) or a class derived from `std::bad_alloc`.
- 4 A global allocation function is only called as the result of a new expression (5.3.4), or called directly using the function call syntax (5.2.2), or called indirectly through calls to the functions in the C++ standard library. [Note: in particular, a global allocation function is not called to allocate storage for objects with static storage duration (3.7.1), for objects of type `type_info` (5.2.8), for the copy of an object thrown by a `throw` expression (15.1).]

³⁰⁾ The intent is to have `operator new()` implementable by calling `malloc()` or `calloc()`, so the rules are substantially the same. C++ differs from C in requiring a zero request to return a non-null pointer.

3.7.3.2 Deallocation functions**[basic.stc.dynamic.deallocation]**

- 1 Deallocation functions shall be class member functions or global functions; a program is ill-formed if deallocation functions are declared in a namespace scope other than global scope or declared static in global scope.
- 2 Each deallocation function shall return `void` and its first parameter shall be `void*`. A deallocation function can have more than one parameter. If a class `T` has a member deallocation function named `operator delete` with exactly one parameter, then that function is a usual (non-placement) deallocation function. If class `T` does not declare such an `operator delete` but does declare a member deallocation function named `operator delete` with exactly two parameters, the second of which has type `std::size_t` (18.1), then this function is a usual deallocation function. Similarly, if a class `T` has a member deallocation function named `operator delete[]` with exactly one parameter, then that function is a usual (non-placement) deallocation function. If class `T` does not declare such an `operator delete[]` but does declare a member deallocation function named `operator delete[]` with exactly two parameters, the second of which has type `std::size_t`, then this function is a usual deallocation function. A deallocation function can be an instance of a function template. Neither the first parameter nor the return type shall depend on a template parameter. [*Note:* that is, a deallocation function template shall have a first parameter of type `void*` and a return type of `void` (as specified above).] A deallocation function template shall have two or more function parameters. A template instance is never a usual deallocation function, regardless of its signature.
- 3 The value of the first parameter supplied to a deallocation function shall be a null pointer value, or refer to storage allocated by the corresponding allocation function (even if that allocation function was called with a zero argument). If the value of the first argument is a null pointer value, the call to the deallocation function has no effect. If the value of the first argument refers to a pointer already deallocated, the effect is undefined.
- 4 If the argument given to a deallocation function is a pointer that is not the null pointer value (4.10), the deallocation function will deallocate the storage referenced by the pointer thus rendering the pointer invalid. At the time storage is deallocated, the values of any pointers that refer to that *deallocated storage* become indeterminate. The effect of using the value of a pointer with an indeterminate value is undefined.³¹⁾

3.7.4 Duration of sub-objects**[basic.stc.inherit]**

- 1 The storage duration of member subobjects, base class subobjects and array elements is that of their complete object (1.7).

3.8 Object Lifetime**[basic.life]**

- 1 The *lifetime* of an object is a runtime property of the object. The lifetime of an object of type `T` begins when:
- storage with the proper alignment and size for type `T` is obtained, and
 - if `T` is a class type with a non-trivial constructor (12.1), the constructor call has completed.

The lifetime of an object of type `T` ends when:

- if `T` is a class type with a non-trivial destructor (12.4), the destructor call starts, or
- the storage which the object occupies is reused or released.

³¹⁾ On some implementations, it causes a system-generated runtime fault.

- 2 [Note: the lifetime of an array object or of an object of type (3.9) starts as soon as storage with proper size and alignment is obtained, and its lifetime ends when the storage which the array or object occupies is reused or released. 12.6.2 describes the lifetime of base and member subobjects.]
- 3 The properties ascribed to objects throughout this International Standard apply for a given object only during its lifetime. [Note: in particular, before the lifetime of an object starts and after its lifetime ends there are significant restrictions on the use of the object, as described below, in 12.6.2 and in 12.7. Also, the behavior of an object under construction and destruction might not be the same as the behavior of an object whose lifetime has started and not ended. 12.6.2 and 12.7 describe the behavior of objects during the construction and destruction phases.]
- 4 A program may end the lifetime of any object by reusing the storage which the object occupies or by explicitly calling the destructor for an object of a class type with a non-trivial destructor. For an object of a class type with a non-trivial destructor, the program is not required to call the destructor explicitly before the storage which the object occupies is reused or released; however, if there is no explicit call to the destructor or if a *delete-expression* (5.3.5) is not used to release the storage, the destructor shall not be implicitly called and any program that depends on the side effects produced by the destructor has undefined behavior.
- 5 Before the lifetime of an object has started but after the storage which the object will occupy has been allocated³²⁾ or, after the lifetime of an object has ended and before the storage which the object occupied is reused or released, any pointer that refers to the storage location where the object will be or was located may be used but only in limited ways. Such a pointer refers to allocated storage (3.7.3.2), and using the pointer as if the pointer were of type `void*`, is well-defined. Such a pointer may be dereferenced but the resulting lvalue may only be used in limited ways, as described below. If the object will be or was of a class type with a non-trivial destructor, and the pointer is used as the operand of a *delete-expression*, the program has undefined behavior. If the object will be or was of a non-POD class type, the program has undefined behavior if:

- the pointer is used to access a non-static data member or call a non-static member function of the object, or
- the pointer is implicitly converted (4.10) to a pointer to a base class type, or
- the pointer is used as the operand of a `static_cast` (5.2.9) (except when the conversion is to `void*`, `char*`, or `unsigned char*`).
- the pointer is used as the operand of a `dynamic_cast` (5.2.7). [Example:

```

struct B {
    virtual void f();
    void mutate();
    virtual ~B();
};

struct D1 : B { void f(); };
struct D2 : B { void f(); };

void B::mutate() {
    new (this) D2; // reuses storage - ends the lifetime of '*this'
    f();          // undefined behavior
    ... = this;   // ok, 'this' points to valid memory
}

```

³²⁾ For example, before the construction of a global object of non-POD class type (12.7).

```

void g() {
    void* p = malloc(sizeof(D1) + sizeof(D2));
    B* pb = new (p) D1;
    pb->mutate();
    &pb;           // ok: pb points to valid memory
    void* q = pb; // ok: pb points to valid memory
    pb->f();       // undefined behavior, lifetime of *pb has ended
}

```

—end example]

- 6 Similarly, before the lifetime of an object has started but after the storage which the object will occupy has been allocated or, after the lifetime of an object has ended and before the storage which the object occupied is reused or released, any lvalue which refers to the original object may be used but only in limited ways. Such an lvalue refers to allocated storage (3.7.3.2), and using the properties of the lvalue which do not depend on its value is well-defined. If an lvalue-to-rvalue conversion (4.1) is applied to such an lvalue, the program has undefined behavior; if the original object will be or was of a non-POD class type, the program has undefined behavior if:

- the lvalue is used to access a non-static data member or call a non-static member function of the object, or
- the lvalue is implicitly converted (4.10) to a reference to a base class type, or
- the lvalue is used as the operand of a `static_cast` (5.2.9) (except when the conversion is to `char&` or `unsigned char&`), or
- the lvalue is used as the operand of a `dynamic_cast` (5.2.7) or as the operand of `typeid`.

- 7 If, after the lifetime of an object has ended and before the storage which the object occupied is reused or released, a new object is created at the storage location which the original object occupied, a pointer that pointed to the original object, a reference that referred to the original object, or the name of the original object will automatically refer to the new object and, once the lifetime of the new object has started, can be used to manipulate the new object, if:

- the storage for the new object exactly overlays the storage location which the original object occupied, and
- the new object is of the same type as the original object (ignoring the top-level cv-qualifiers), and
- the original object was a most derived object (1.7) of type T and the new object is a most derived object of type T (that is, they are not base class subobjects). [Example:

```

struct C {
    int i;
    void f();
    const C& operator=( const C& );
};

const C& C::operator=( const C& other)
{
    if ( this != &other )
    {
        this->~C();           // lifetime of '*this' ends
        new (this) C(other); // new object of type C created
        f();                 // well-defined
    }
    return *this;
}

```



```

C c1;
C c2;
c1 = c2; // well-defined
c1.f(); // well-defined; c1 refers to a new object of type C

```

—end example]

- 8 If a program ends the lifetime of an object of type T with static (3.7.1) or automatic (3.7.2) storage duration and if T has a non-trivial destructor,³³⁾ the program must ensure that an object of the original type occupies that same storage location when the implicit destructor call takes place; otherwise the behavior of the program is undefined. This is true even if the block is exited with an exception. [Example:

```

class T { };
struct B {
    ~B();
};
void h() {
    B b;
    new (&b) T;
} // undefined behavior at block exit

```

—end example]

- 9 Creating a new object at the storage location that a `const` object with static or automatic storage duration occupies or, at the storage location that such a `const` object used to occupy before its lifetime ended results in undefined behavior. [Example:

```

struct B {
    B();
    ~B();
};
const B b;
void h() {
    b.~B();
    new (&b) const B; // undefined behavior
}

```

—end example]

3.9 Types

[basic.types]

- 1 [Note: these clauses impose requirements on implementations regarding the representation of types. There are two kinds of types: fundamental types and compound types. Types describe objects (1.7), references (8.3.2), or functions (8.3.5).]
- 2 For any complete POD object type T, whether or not the object holds a valid value of type T, the underlying bytes (1.6) making up the object can be copied into an array of `char` or `unsigned char`.³⁴⁾ If the content of the array of `char` or `unsigned char` is copied back into the object, the object shall subsequently hold its original value. [Example:

³³⁾ that is, an object for which a destructor will be called implicitly -- either upon exit from the block for an object with automatic storage duration or upon exit from the program for an object with static storage duration.

³⁴⁾ By using, for example, the library functions (17.3.1.2) `memcpy` or `memmove`.

```

#define N sizeof(T)
char buf[N];
T obj; // obj initialized to its original value
memcpy(buf, &obj, N);
    // between these two calls to memcpy,
    // obj might be modified
memcpy(&obj, buf, N);
    // at this point, each subobject of obj of scalar type
    // holds its original value

```

—end example]

- 3 For any POD type T, if two pointers to T point to distinct T objects obj1 and obj2, if the value of obj1 is copied into obj2, using the memcpy library function, obj2 shall subsequently hold the same value as obj1. [Example:

```

T* t1p;
T* t2p;
    // provided that t2p points to an initialized object ...
memcpy(t1p, t2p, sizeof(T));
    // at this point, every subobject of POD type in *t1p
    // contains the same value as the corresponding subobject in
    // *t2p

```

—end example]

- 4 The *object representation* of an object of type T is the sequence of *N* unsigned char objects taken up by the object of type T, where *N* equals sizeof(T). The *value representation* of an object is the set of bits that hold the value of type T. For POD types, the value representation is a set of bits in the object representation that determines a *value*, which is one discrete element of an implementation-defined set of values.³⁵⁾
- 5 Object types have *alignment requirements* (3.9.1, 3.9.2). The *alignment* of a complete object type is an implementation-defined integer value representing a number of bytes; an object is allocated at an address that meets the alignment requirements of its object type.
- 6 A class that has been declared but not defined, or an array of unknown size or of incomplete element type, is an incomplete type.³⁶⁾ Also, the void type is an incomplete type (3.9.1). Objects shall not be defined to have an incomplete type.
- 7 A class type (such as “class X”) might be incomplete at one point in a translation unit and complete later on; the type “class X” is the same type at both points. The declared type of an array object might be an array of incomplete class type and therefore incomplete; if the class type is completed later on in the translation unit, the array type becomes complete; the array type at those two points is the same type. The declared type of an array object might be an array of unknown size and therefore be incomplete at one point in a translation unit and complete later on; the array types at those two points (“array of unknown bound of T” and “array of N T”) are different types. The type of a pointer to array of unknown size, or of a type defined by a typedef declaration to be an array of unknown size, cannot be completed. [Example:

```

class X;           // X is an incomplete type
extern X* xp;     // xp is a pointer to an incomplete type
extern int arr[]; // the type of arr is incomplete
typedef int UNKA[]; // UNKA is an incomplete type
UNKA* arrp;      // arrp is a pointer to an incomplete type
UNKA** arrpp;

```

³⁵⁾ The intent is that the memory model of C++ is compatible with that of ISO/IEC 9899 Programming Language C.

³⁶⁾ The size and layout of an instance of an incomplete type is unknown.

```

void foo()
{
    xp++;           // ill-formed: X is incomplete
    arrp++;        // ill-formed: incomplete type
    arrpp++;       // okay: sizeof UNKA* is known
}

struct X { int i; }; // now X is a complete type
int arr[10];        // now the type of arr is complete

X x;
void bar()
{
    xp = &x;       // okay; type is ``pointer to X''
    arrp = &arr;   // ill-formed: different types
    xp++;         // okay: X is complete
    arrp++;       // ill-formed: UNKA can't be completed
}

```

—end example]

- 8 [Note: the rules for declarations and expressions describe in which contexts incomplete types are prohibited.]
- 9 An *object type* is a (possibly cv-qualified) type that is not a function type, not a reference type, and not incomplete (except for an incompletely-defined object type).
- 10 Arithmetic types (3.9.1), enumeration types, pointer types, and pointer to member types (3.9.2), and *cv-qualified* versions of these types (3.9.3) are collectively called *scalar types*. Scalar types, POD-struct types, POD-union types (9), arrays of such types and *cv-qualified* versions of these types (3.9.3) are collectively called *POD types*.
- 11 If two types T1 and T2 are the same type, then T1 and T2 are *layout-compatible* types. [Note: Layout-compatible enumerations are described in 7.2. Layout-compatible POD-structs and POD-unions are described in 9.2.]

3.9.1 Fundamental types

[basic.fundamental]

- 1 Objects declared as characters (`char`) shall be large enough to store any member of the implementation's basic character set. If a character from this set is stored in a character object, the integral value of that character object is equal to the value of the single character literal form of that character. It is implementation-defined whether a `char` object can hold negative values. Characters can be explicitly declared `unsigned` or `signed`. Plain `char`, `signed char`, and `unsigned char` are three distinct types. A `char`, a `signed char`, and an `unsigned char` occupy the same amount of storage and have the same alignment requirements (3.9); that is, they have the same object representation. For character types, all bits of the object representation participate in the value representation. For unsigned character types, all possible bit patterns of the value representation represent numbers. These requirements do not hold for other types. In any particular implementation, a plain `char` object can take on either the same values as a `signed char` or an `unsigned char`; which one is implementation-defined.
- 2 There are four *signed integer types*: “signed char”, “short int”, “int”, and “long int.” In this list, each type provides at least as much storage as those preceding it in the list. Plain ints have the natural size suggested by the architecture of the execution environment³⁷⁾; the other signed integer types are provided to meet special needs.

³⁷⁾ that is, large enough to contain any value in the range of `INT_MIN` and `INT_MAX`, as defined in the header `<limits>`.

- 3 For each of the signed integer types, there exists a corresponding (but different) *unsigned integer type*: “unsigned char”, “unsigned short int”, “unsigned int”, and “unsigned long int,” each of which occupies the same amount of storage and has the same alignment requirements (3.9) as the corresponding signed integer type³⁸⁾; that is, each signed integer type has the same object representation as its corresponding unsigned integer type. The range of nonnegative values of a *signed integer type* is a subrange of the corresponding *unsigned integer type*, and the value representation of each corresponding signed/unsigned type shall be the same.
- 4 Unsigned integers, declared `unsigned`, shall obey the laws of arithmetic modulo 2^n where n is the number of bits in the value representation of that particular size of integer.³⁹⁾
- 5 Type `wchar_t` is a distinct type whose values can represent distinct codes for all members of the largest extended character set specified among the supported locales (22.1.1). Type `wchar_t` shall have the same size, signedness, and alignment requirements (1.6) as one of the other integral types, called its *underlying type*.
- 6 Values of type `bool` are either `true` or `false`.⁴⁰⁾ [Note: there are no signed, unsigned, short, or long `bool` types or values.] As described below, `bool` values behave as integral types. Values of type `bool` participate in integral promotions (4.5).
- 7 Types `bool`, `char`, `wchar_t`, and the signed and unsigned integer types are collectively called *integral types*.⁴¹⁾ A synonym for integral type is *integer type*. The representations of integral types shall define values by use of a pure binary numeration system.⁴²⁾ [Example: this International Standard permits 2’s complement, 1’s complement and signed magnitude representations for integral types.]
- 8 There are three *floating point* types: `float`, `double`, and `long double`. The type `double` provides at least as much precision as `float`, and the type `long double` provides at least as much precision as `double`. The set of values of the type `float` is a subset of the set of values of the type `double`; the set of values of the type `double` is a subset of the set of values of the type `long double`. The value representation of floating-point types is implementation-defined. *Integral* and *floating* types are collectively called *arithmetic* types. Specializations of the standard template `numeric_limits` (18.2) shall specify the maximum and minimum values of each arithmetic type for an implementation.
- 9 The `void` type has an empty set of values. The `void` type is an incomplete type that cannot be completed. It is used as the return type for functions that do not return a value. Any expression can be explicitly converted to type `cv void` (5.4). An expression of type `void` shall be used only as an expression statement (6.2), as an operand of a comma expression (5.18), or as a second or third operand of `?:` (5.16).
- 10 [Note: even if the implementation defines two or more basic types to have the same value representation, they are nevertheless different types.]

3.9.2 Compound types

[basic.compound]

- 1 Compound types can be constructed in the following ways:
- *arrays* of objects of a given type, 8.3.4;
 - *functions*, which have parameters of given types and return `void` or references or objects of a given

³⁸⁾ See 7.1.5.2 regarding the correspondence between types and the sequences of *type-specifiers* that designate them.

³⁹⁾ This implies that unsigned arithmetic does not overflow because a result that cannot be represented by the resulting unsigned integer type is reduced modulo the number that is one greater than the largest value that can be represented by the resulting unsigned integer type.

⁴⁰⁾ Using a `bool` value in ways described by this International Standard as “undefined,” such as by examining the value of an uninitialized automatic variable, might cause it to behave as if is neither `true` nor `false`.

⁴¹⁾ Therefore, enumerations (7.2) are not integral; however, enumerations can be promoted to `int`, `unsigned int`, `long`, or `unsigned long`, as specified in 4.5.

⁴²⁾ A positional representation for integers that uses the binary digits 0 and 1, in which the values represented by successive bits are additive, begin with 1, and are multiplied by successive integral power of 2, except perhaps for the bit with the highest position. (Adapted from the *American National Dictionary for Information Processing Systems*.)

type, 8.3.5;

- *pointers* to `void` or objects or functions (including static members of classes) of a given type, 8.3.1;
- *references* to objects or functions of a given type, 8.3.2;
- *classes* containing a sequence of objects of various types (9), a set of types, enumerations and functions for manipulating these objects (9.3), and a set of restrictions on the access to these entities, 11;
- *unions*, which are classes capable of containing objects of different types at different times, 9.5;
- *enumerations*, which comprise a set of named constant values. Each distinct enumeration constitutes a different *enumerated type*, 7.2;
- *pointers to non-static*⁴³⁾ *class members*, which identify members of a given type within objects of a given class, 8.3.3.

- 2 These methods of constructing types can be applied recursively; restrictions are mentioned in 8.3.1, 8.3.4, 8.3.5, and 8.3.2.
- 3 A pointer to objects of type `T` is referred to as a “pointer to `T`.” [*Example*: a pointer to an object of type `int` is referred to as “pointer to `int`” and a pointer to an object of class `X` is called a “pointer to `X`.”] Except for pointers to static members, text referring to “pointers” does not apply to pointers to members. Pointers to incomplete types are allowed although there are restrictions on what can be done with them (3.9). The value representation of pointer types is implementation-defined. Pointers to cv-qualified and cv-unqualified versions (3.9.3) of layout-compatible types shall have the same value representation and alignment requirements (3.9).
- 4 Objects of cv-qualified (3.9.3) or cv-unqualified type `void*` (pointer to void), can be used to point to objects of unknown type. A `void*` shall be able to hold any object pointer. A cv-qualified or cv-unqualified (3.9.3) `void*` shall have the same representation and alignment requirements as a cv-qualified or cv-unqualified `char*`.

3.9.3 CV-qualifiers

[**basic.type.qualifier**]

- 1 A type mentioned in 3.9.1 and 3.9.2 is a *cv-unqualified type*. Each type which is a cv-unqualified complete or incomplete object type or is `void` (3.9) has three corresponding cv-qualified versions of its type: a *const-qualified* version, a *volatile-qualified* version, and a *const-volatile-qualified* version. The term *object type* (1.7) includes the cv-qualifiers specified when the object is created. The presence of a `const` specifier in a *decl-specifier-seq* declares an object of *const-qualified object type*; such object is called a *const object*. The presence of a `volatile` specifier in a *decl-specifier-seq* declares an object of *volatile-qualified object type*; such object is called a *volatile object*. The presence of both *cv-qualifiers* in a *decl-specifier-seq* declares an object of *const-volatile-qualified object type*; such object is called a *const volatile object*. The cv-qualified or cv-unqualified versions of a type are distinct types; however, they shall have the same representation and alignment requirements (3.9).⁴⁴⁾
- 2 A compound type (3.9.2) is not cv-qualified by the cv-qualifiers (if any) of the types from which it is compounded. Any cv-qualifiers applied to an array type affect the array element type, not the array type (8.3.4).
- 3 Each non-function, non-static, non-mutable member of a const-qualified class object is const-qualified, each non-function, non-static member of a volatile-qualified class object is volatile-qualified and similarly for members of a const-volatile class. See 8.3.5 and 9.3.2 regarding cv-qualified function types.
- 4 There is a (partial) ordering on cv-qualifiers, so that a type can be said to be *more cv-qualified* than another. Table 6 shows the relations that constitute this ordering.

⁴³⁾ Static class members are objects or functions, and pointers to them are ordinary pointers to objects or functions.

⁴⁴⁾ The same representation and alignment requirements are meant to imply interchangeability as arguments to functions, return values from functions, and members of unions.

Table 6—relations on `const` and `volatile`

<i>no cv-qualifier</i>	<	<code>const</code>
<i>no cv-qualifier</i>	<	<code>volatile</code>
<i>no cv-qualifier</i>	<	<code>const volatile</code>
<code>const</code>	<	<code>const volatile</code>
<code>volatile</code>	<	<code>const volatile</code>

- 5 In this International Standard, the notation *cv* (or *cv1*, *cv2*, etc.), used in the description of types, represents an arbitrary set of cv-qualifiers, i.e., one of {`const`}, {`volatile`}, {`const`, `volatile`}, or the empty set. Cv-qualifiers applied to an array type attach to the underlying element type, so the notation “*cv* T,” where T is an array type, refers to an array whose elements are so-qualified. Such array types can be said to be more (or less) cv-qualified than other types based on the cv-qualification of the underlying element types.

3.10 Lvalues and rvalues**[basic.lval]**

- 1 Every expression is either an *lvalue* or an *rvalue*.
- 2 An lvalue refers to an object or function. Some rvalue expressions—those of class or cv-qualified class type—also refer to objects.⁴⁵⁾
- 3 [Note: some built-in operators and function calls yield lvalues. [Example: if E is an expression of pointer type, then *E is an lvalue expression referring to the object or function to which E points. As another example, the function
- ```
int& f();
```
- yields an lvalue, so the call f() is an lvalue expression. ]]
- 4 [Note: some built-in operators expect lvalue operands. [Example: built-in assignment operators all expect their left hand operands to be lvalues. ] Other built-in operators yield rvalues, and some expect them. [Example: the unary and binary + operators expect rvalue arguments and yield rvalue results. ] The discussion of each built-in operator in clause 5 indicates whether it expects lvalue operands and whether it yields an lvalue. ]
- 5 The result of calling a functions that does not return a reference is an rvalue. User defined operators are functions, and whether such operators expect or yield lvalues is determined by their parameter and return types.
- 6 An expression which holds a temporary object resulting from a cast to a nonreference type is an rvalue (this includes the explicit creation of an object using functional notation (5.2.3)).
- 7 Whenever an lvalue appears in a context where an rvalue is expected, the lvalue is converted to an rvalue; see 4.1, 4.2, and 4.3.
- 8 The discussion of reference initialization in 8.5.3 and of temporaries in 12.2 indicates the behavior of lvalues and rvalues in other significant contexts.
- 9 Class rvalues can have cv-qualified types; non-class rvalues always have cv-unqualified types. Rvalues shall always have complete types or the `void` type; in addition to these types, lvalues can also have incomplete types.

<sup>45)</sup> Expressions such as invocations of constructors and of functions that return a class type refer to objects, and the implementation can invoke a member function upon such objects, but the expressions are not lvalues.

- 10 An lvalue for an object is necessary in order to modify the object except that an rvalue of class type can also be used to modify its referent under certain circumstances. [*Example*: a member function called for an object (9.3) can modify the object. ]
- 11 Functions cannot be modified, but pointers to functions can be modifiable.
- 12 A pointer to an incomplete type can be modifiable. At some point in the program when the pointed to type is complete, the object at which the pointer points can also be modified.
- 13 The referent of a `const`-qualified expression shall not be modified (through that expression), except that if it is of class type and has a `mutable` component, that component can be modified (7.1.5.1).
- 14 If an expression can be used to modify the object to which it refers, the expression is called *modifiable*. A program that attempts to modify an object through a nonmodifiable lvalue or rvalue expression is ill-formed.
- 15 If a program attempts to access the stored value of an object through an lvalue of other than one of the following types the behavior is undefined<sup>46)</sup>:
- the dynamic type of the object,
  - a cv-qualified version of the dynamic type of the object,
  - a type that is the signed or unsigned type corresponding to the dynamic type of the object,
  - a type that is the signed or unsigned type corresponding to a cv-qualified version of the dynamic type of the object,
  - an aggregate or union type that includes one of the aforementioned types among its members (including, recursively, a member of a subaggregate or contained union),
  - a type that is a (possibly cv-qualified) base class type of the dynamic type of the object,
  - a `char` or `unsigned char` type.

---

<sup>46)</sup> The intent of this list is to specify those circumstances in which an object may or may not be aliased.





---

## 4 Standard conversions

---

[conv]

1 Standard conversions are implicit conversions defined for built-in types. The full set of such conversions is enumerated in this clause. A *standard conversion sequence* is a sequence of standard conversions in the following order:

- Zero or one conversion from the following set: lvalue-to-rvalue conversion, array-to-pointer conversion, and function-to-pointer conversion.
- Zero or one conversion from the following set: integral promotions, floating point promotion, integral conversions, floating point conversions, floating-integral conversions, pointer conversions, pointer to member conversions, and boolean conversions.
- Zero or one qualification conversion.

[*Note*: a standard conversion sequence can be empty, i.e., it can consist of no conversions. ] A standard conversion sequence will be applied to an expression if necessary to convert it to a required destination type.

2 [*Note*: expressions with a given type will be implicitly converted to other types in several contexts:

- When used as operands of operators. The operator’s requirements for its operands dictate the destination type. See 5.
- When used in the condition of an `if` statement or iteration statement (6.4, 6.5). The destination type is `bool`.
- When used in the expression of a `switch` statement. The destination type is integral (6.4).
- When used as the source expression for an initialization (which includes use as an argument in a function call and use as the expression in a `return` statement). The type of the entity being initialized is (generally) the destination type. See 8.5, 8.5.3.

—*end note*]

3 An expression `e` can be *implicitly converted* to a type `T` if and only if the declaration “`T t=e;`” is well-formed, for some invented temporary variable `t` (8.5). The effect of the implicit conversion is the same as performing the declaration and initialization and then using the temporary variable as the result of the conversion. The result is an lvalue if `T` is a reference type (8.3.2), and an rvalue otherwise. The expression `e` is used as an lvalue if and only if the initialization uses it as an lvalue.

4 [*Note*: For user-defined types, user-defined conversions are considered as well; see 12.3. In general, an implicit conversion sequence (13.3.3.1) consists of a standard conversion sequence followed by a user-defined conversion followed by another standard conversion sequence.

5 There are some contexts where certain conversions are suppressed. For example, the lvalue-to-rvalue conversion is not done on the operand of the unary `&` operator. Specific exceptions are given in the descriptions of those operators and contexts. ]

**4.1 Lvalue-to-rvalue conversion****[conv.lval]**

- 1 An lvalue (3.10) of a non-function, non-array type  $T$  can be converted to an rvalue. If  $T$  is an incomplete type, a program that necessitates this conversion is ill-formed. If the object to which the lvalue refers is not an object of type  $T$  and is not an object of a type derived from  $T$ , or if the object is uninitialized, a program that necessitates this conversion has undefined behavior. If  $T$  is a non-class type, the type of the rvalue is the cv-unqualified version of  $T$ . Otherwise, the type of the rvalue is  $T$ .<sup>47)</sup>
- 2 The value contained in the object indicated by the lvalue is the rvalue result. When an lvalue-to-rvalue conversion occurs within the operand of `sizeof` (5.3.3) the value contained in the referenced object is not accessed, since that operator does not evaluate its operand.
- 3 [Note: See also 3.10. ]

**4.2 Array-to-pointer conversion****[conv.array]**

- 1 An lvalue of type “array of  $N T$ ” or “array of unknown bound of  $T$ ” can be converted to an rvalue of type “pointer to  $T$ .” The result is a pointer to the first element of the array.
- 2 A string literal (2.13.4) that is not a wide string literal can be converted to an rvalue of type “pointer to `char`”; a wide string literal can be converted to an rvalue of type “pointer to `wchar_t`”. In either case, the result is a pointer to the first element of the array. [Note: this conversion is deprecated. See Annex D. ] For the purpose of ranking in overload resolution (13.3.3.1.1), this conversion is considered an array-to-pointer conversion followed by a qualification conversion (4.4). [Example: “abc” is converted to “pointer to `const char`” as an array-to-pointer conversion, and then to “pointer to `char`” as a qualification conversion. ]

**4.3 Function-to-pointer conversion****[conv.func]**

- 1 An lvalue of function type  $T$  can be converted to an rvalue of type “pointer to  $T$ .” The result is a pointer to the function.<sup>48)</sup>
- 2 [Note: See 13.4 for additional rules for the case where the function is overloaded. ]

**4.4 Qualification conversions****[conv.qual]**

- 1 An rvalue of type “pointer to cv1  $T$ ” can be converted to an rvalue of type “pointer to cv2  $T$ ” if “cv2  $T$ ” is more cv-qualified than “cv1  $T$ .”
- 2 An rvalue of type “pointer to member of  $X$  of type cv1  $T$ ” can be converted to an rvalue of type “pointer to member of  $X$  of type cv2  $T$ ” if “cv2  $T$ ” is more cv-qualified than “cv1  $T$ .”
- 3 [Note: Function types (including those used in pointer to member function types) are never cv-qualified; see 8.3.5. ]
- 4 A conversion can add cv-qualifiers at levels other than the first in multi-level pointers, subject to the following rules:<sup>49)</sup>

Two pointer types  $T1$  and  $T2$  are *similar* if there exists a type  $T$  and integer  $n > 0$  such that:

$$T1 \text{ is } cv_{1,0} \text{ pointer to } cv_{1,1} \text{ pointer to } \cdots cv_{1,n-1} \text{ pointer to } cv_{1,n} T$$

and

$$T2 \text{ is } cv_{2,0} \text{ pointer to } cv_{2,1} \text{ pointer to } \cdots cv_{2,n-1} \text{ pointer to } cv_{2,n} T$$

where each  $cv_{i,j}$  is `const`, `volatile`, `const volatile`, or nothing. The  $n$ -tuple of cv-qualifiers

<sup>47)</sup> In C++ class rvalues can have cv-qualified types (because they are objects). This differs from ISO C, in which non-lvalues never have cv-qualified types.

<sup>48)</sup> This conversion never applies to nonstatic member functions because an lvalue that refers to a nonstatic member function cannot be obtained.

<sup>49)</sup> These rules ensure that const-safety is preserved by the conversion.

after the first in a pointer type, e.g.,  $cv_{1,1}$ ,  $cv_{1,2}$ ,  $\dots$ ,  $cv_{1,n}$  in the pointer type  $T_1$ , is called the *cv-qualification signature* of the pointer type. An expression of type  $T_1$  can be converted to type  $T_2$  if and only if the following conditions are satisfied:

- the pointer types are similar.
- for every  $j > 0$ , if `const` is in  $cv_{1,j}$  then `const` is in  $cv_{2,j}$ , and similarly for `volatile`.
- if the  $cv_{1,j}$  and  $cv_{2,j}$  are different, then `const` is in every  $cv_{2,k}$  for  $0 < k < j$ .

[*Note*: if a program could assign a pointer of type  $T^{**}$  to a pointer of type `const T^{**}` (that is, if line //1 below was allowed), a program could inadvertently modify a `const` object (as it is done on line //2). For example,

```
main() {
 const char c = 'c';
 char* pc;
 const char** pcc = &pc; //1: not allowed
 *pcc = &c;
 *pc = 'C'; //2: modifies a const object
}
```

—*end note*]

- 5 A *multi-level* pointer to member type, or a *multi-level mixed* pointer and pointer to member type has the form:

$$cv_0 P_0 \text{ to } cv_1 P_1 \text{ to } \dots \text{ to } cv_{n-1} P_{n-1} \text{ to } cv_n T$$

where  $P_i$  is either a pointer or pointer to member and where  $T$  is not a pointer type or pointer to member type.

- 6 Two multi-level pointer to member types or two multi-level mixed pointer and pointer to member types  $T_1$  and  $T_2$  are *similar* if there exists a type  $T$  and integer  $n > 0$  such that:

$$T_1 \text{ is } cv_{1,0} P_0 \text{ to } cv_{1,1} P_1 \text{ to } \dots \text{ to } cv_{1,n-1} P_{n-1} \text{ to } cv_{1,n} T$$

and

$$T_2 \text{ is } cv_{2,0} P_0 \text{ to } cv_{2,1} P_1 \text{ to } \dots \text{ to } cv_{2,n-1} P_{n-1} \text{ to } cv_{2,n} T$$

- 7 For similar multi-level pointer to member types and similar multi-level mixed pointer and pointer to member types, the rules for adding cv-qualifiers are the same as those used for similar pointer types.

#### 4.5 Integral promotions

[**conv.prom**]

- 1 An rvalue of type `char`, `signed char`, `unsigned char`, `short int`, or `unsigned short int` can be converted to an rvalue of type `int` if `int` can represent all the values of the source type; otherwise, the source rvalue can be converted to an rvalue of type `unsigned int`.
- 2 An rvalue of type `wchar_t` (3.9.1) or an enumeration type (7.2) can be converted to an rvalue of the first of the following types that can represent all the values of its underlying type: `int`, `unsigned int`, `long`, or `unsigned long`.
- 3 An rvalue for an integral bit-field (9.6) can be converted to an rvalue of type `int` if `int` can represent all the values of the bit-field; otherwise, it can be converted to `unsigned int` if `unsigned int` can represent all the values of the bit-field. If the bit-field is larger yet, no integral promotion applies to it. If the bit-field has an enumerated type, it is treated as any other value of that type for promotion purposes.
- 4 An rvalue of type `bool` can be converted to an rvalue of type `int`, with `false` becoming zero and `true` becoming one.
- 5 These conversions are called integral promotions.

**4.6 Floating point promotion****[conv.fpprom]**

- 1 An rvalue of type `float` can be converted to an rvalue of type `double`. The value is unchanged.
- 2 This conversion is called floating point promotion.

**4.7 Integral conversions****[conv.integral]**

- 1 An rvalue of an integer type can be converted to an rvalue of another integer type. An rvalue of an enumeration type can be converted to an rvalue of an integer type.
- 2 If the destination type is unsigned, the resulting value is the least unsigned integer congruent to the source integer (modulo  $2^n$  where  $n$  is the number of bits used to represent the unsigned type). [*Note:* In a two's complement representation, this conversion is conceptual and there is no change in the bit pattern (if there is no truncation). ]
- 3 If the destination type is signed, the value is unchanged if it can be represented in the destination type (and bit-field width); otherwise, the value is implementation-defined.
- 4 If the destination type is `bool`, see 4.12. If the source type is `bool`, the value `false` is converted to zero and the value `true` is converted to one.
- 5 The conversions allowed as integral promotions are excluded from the set of integral conversions.

**4.8 Floating point conversions****[conv.double]**

- 1 An rvalue of floating point type can be converted to an rvalue of another floating point type. If the source value can be exactly represented in the destination type, the result of the conversion is that exact representation. If the source value is between two adjacent destination values, the result of the conversion is an unspecified choice of either of those values. Otherwise, the behavior is undefined.
- 2 The conversions allowed as floating point promotions are excluded from the set of floating point conversions.

**4.9 Floating-integral conversions****[conv.fpint]**

- 1 An rvalue of a floating point type can be converted to an rvalue of an integer type. The conversion truncates; that is, the fractional part is discarded. The behavior is undefined if the truncated value cannot be represented in the destination type. [*Note:* If the destination type is `bool`, see 4.12. ]
- 2 An rvalue of an integer type or of an enumeration type can be converted to an rvalue of a floating point type. The result is exact if possible. Otherwise, it is an unspecified choice of either the next lower or higher representable value. [*Note:* loss of precision occurs if the integral value cannot be represented exactly as a value of the floating type. ] If the source type is `bool`, the value `false` is converted to zero and the value `true` is converted to one.

**4.10 Pointer conversions****[conv.ptr]**

- 1 An integral constant expression (5.19) rvalue of integer type that evaluates to zero (called a *null pointer constant*) can be converted to a pointer type. The result is a value (called the *null pointer value* of that type) distinguishable from every pointer to an object or function. Two null pointer values of the same type shall compare equal. The conversion of a null pointer constant to a pointer to cv-qualified type is a single conversion, and not the sequence of a pointer conversion followed by a qualification conversion (4.4).
- 2 An rvalue of type “pointer to cv T,” where T is an object type, can be converted to an rvalue of type “pointer to cv void.” The result of converting a “pointer to cv T” to a “pointer to cv void” points to the start of the storage location where the object of type T resides, as if the object is a most derived object (1.7) of type T (that is, not a base class subobject).
- 3 An rvalue of type “pointer to cv D,” where D is a class type, can be converted to an rvalue of type “pointer to cv B,” where B is a base class (10) of D. If B is an inaccessible (11) or ambiguous (10.2) base class of D,

a program that necessitates this conversion is ill-formed. The result of the conversion is a pointer to the base class sub-object of the derived class object. The null pointer value is converted to the null pointer value of the destination type.

#### 4.11 Pointer to member conversions

[conv.mem]

- 1 A null pointer constant (4.10) can be converted to a pointer to member type. The result is a value (called the *null member pointer value* of that type) distinguishable from any pointer to member not created from a null pointer constant. Two null member pointer values of the same type shall compare equal. The conversion of a null pointer constant to a pointer to member of cv-qualified type is a single conversion, and not the sequence of a pointer to member conversion followed by a qualification conversion (4.4).
- 2 An rvalue of type “pointer to member of B of type cv T,” where B is a class type, can be converted to an rvalue of type “pointer to member of D of type cv T,” where D is a derived class (10) of B. If B is an inaccessible (11), ambiguous (10.2) or virtual (10.1) base class of D, a program that necessitates this conversion is ill-formed. The result of the conversion refers to the same member as the pointer to member before the conversion took place, but it refers to the base class member as if it were a member of the derived class. The result refers to the member in D’s instance of B. Since the result has type “pointer to member of D of type cv T,” it can be dereferenced with a D object. The result is the same as if the pointer to member of B were dereferenced with the B sub-object of D. The null member pointer value is converted to the null member pointer value of the destination type.<sup>50)</sup>

#### 4.12 Boolean conversions

[conv.bool]

- 1 An rvalue of arithmetic, enumeration, pointer, or pointer to member type can be converted to an rvalue of type `bool`. A zero value, null pointer value, or null member pointer value is converted to `false`; any other value is converted to `true`.

---

<sup>50)</sup> The rule for conversion of pointers to members (from pointer to member of base to pointer to member of derived) appears inverted compared to the rule for pointers to objects (from pointer to derived to pointer to base) (4.10, 10). This inversion is necessary to ensure type safety. Note that a pointer to member is not a pointer to object or a pointer to function and the rules for conversions of such pointers do not apply to pointers to members. In particular, a pointer to member cannot be converted to a `void*`.



---

## 5 Expressions

---

[expr]

1 [Note: this clause defines the syntax, order of evaluation, and meaning of expressions. An expression is a sequence of operators and operands that specifies a computation. An expression can result in a value and can cause side effects.

2 Operators can be overloaded, that is, given meaning when applied to expressions of class type (9) or enumeration type (7.2). Uses of overloaded operators are transformed into function calls as described in 13.5. Overloaded operators obey the rules for syntax specified in this clause, but the requirements of operand type, lvalue, and evaluation order are replaced by the rules for function call. Relations between operators, such as `++a` meaning `a+=1`, are not guaranteed for overloaded operators (13.5), and are not guaranteed for operands of type `bool`. —end note]

3 This clause defines the effects of operators when applied to types for which they have not been overloaded. Operator overloading shall not modify the rules for the *built-in operators*, that is, for operators applied to types for which they are defined by this Standard. However, these built-in operators participate in overload resolution; see 13.3.1.2.

4 Except where noted, the order of evaluation of operands of individual operators and subexpressions of individual expressions, and the order in which side effects take place, is unspecified. Between the previous and next sequence point a scalar object shall have its stored value modified at most once by the evaluation of an expression. Furthermore, the prior value shall be accessed only to determine the value to be stored. The requirements of this paragraph shall be met for each allowable ordering of the subexpressions of a full expression; otherwise the behavior is undefined. [Example:

```
i = v[i++]; // the behavior is undefined
i = 7, i++, i++; // 'i' becomes 9

i = ++i + 1; // the behavior is undefined
i = i + 1; // the value of 'i' is incremented
```

—end example]

5 If during the evaluation of an expression, the result is not mathematically defined or not in the range of representable values for its type, the behavior is undefined, unless such an expression is a constant expression (5.19), in which case the program is ill-formed. [Note: most existing implementations of C++ ignore integer overflows. Treatment of division by zero, forming a remainder using a zero divisor, and all floating point exceptions vary among machines, and is usually adjustable by a library function. ]

6 If an expression initially has the type “reference to T” (8.3.2, 8.5.3), the type is adjusted to “T” prior to any further analysis, the expression designates the object or function denoted by the reference, and the expression is an lvalue.

7 An expression designating an object is called an *object-expression*.

8 Whenever an lvalue expression appears as an operand of an operator that expects an rvalue for that operand, the lvalue-to-rvalue (4.1), array-to-pointer (4.2), or function-to-pointer (4.3) standard conversions are applied to convert the expression to an rvalue. [Note: because cv-qualifiers are removed from the type of an expression of non-class type when the expression is converted to an rvalue, an lvalue expression of type `const int` can, for example, be used where an rvalue expression of type `int` is required. ]

9 Many binary operators that expect operands of arithmetic or enumeration type cause conversions and yield result types in a similar way. The purpose is to yield a common type, which is also the type of the result. This pattern is called the *usual arithmetic conversions*, which are defined as follows:

- If either operand is of type `long double`, the other shall be converted to `long double`.
- Otherwise, if either operand is `double`, the other shall be converted to `double`.
- Otherwise, if either operand is `float`, the other shall be converted to `float`.
- Otherwise, the integral promotions (4.5) shall be performed on both operands.<sup>51)</sup>
- Then, if either operand is `unsigned long` the other shall be converted to `unsigned long`.
- Otherwise, if one operand is a `long int` and the other `unsigned int`, then if a `long int` can represent all the values of an `unsigned int`, the `unsigned int` shall be converted to a `long int`; otherwise both operands shall be converted to `unsigned long int`.
- Otherwise, if either operand is `long`, the other shall be converted to `long`.
- Otherwise, if either operand is `unsigned`, the other shall be converted to `unsigned`.

[*Note*: otherwise, the only remaining case is that both operands are `int` ]

10 The values of the floating operands and the results of floating expressions may be represented in greater precision and range than that required by the type; the types are not changed thereby.<sup>52)</sup>

## 5.1 Primary expressions

[**expr.prim**]

1 Primary expressions are literals, names, and names qualified by the scope resolution operator `::`.

*primary-expression:*

```
literal
this
:: identifier
:: operator-function-id
:: qualified-id
(expression)
id-expression
```

*id-expression:*

```
unqualified-id
qualified-id
```

2 A *literal* is a primary expression. Its type depends on its form (2.13). A string literal is an lvalue; all other literals are rvalues.

3 The keyword `this` names a pointer to the object for which a nonstatic member function (9.3.2) is invoked. The keyword `this` shall be used only inside a nonstatic class member function body (9.3) or in a constructor *mem-initializer* (12.6.2). The type of the expression is a pointer to the function's class (9.3.2), possibly with cv-qualifiers on the class type. The expression is an rvalue.

4 The operator `::` followed by an *identifier*, a *qualified-id*, or an *operator-function-id* is a *primary-expression*. Its type is specified by the declaration of the identifier, *qualified-id*, or *operator-function-id*. The result is the entity denoted by the identifier, *qualified-id*, or *operator-function-id*. The result is an lvalue if the entity is a function or variable. The identifier, *qualified-id*, or *operator-function-id* shall have global namespace scope or be visible in global scope because of a *using-directive* (7.3.4). [*Note*: the use of `::` allows a type, an object, a function, an enumerator, or a namespace declared in the global namespace to be referred to even if its identifier has been hidden (3.4.3). ]

<sup>51)</sup> As a consequence, operands of type `bool`, `wchar_t`, or an enumerated type are converted to some integral type.

<sup>52)</sup> The cast and assignment operators must still perform their specific conversions as described in 5.4, 5.2.9 and 5.17.



5 A parenthesized expression is a primary expression whose type and value are identical to those of the enclosed expression. The presence of parentheses does not affect whether the expression is an lvalue. The parenthesized expression can be used in exactly the same contexts as those where the enclosed expression can be used, and with the same meaning, except as otherwise indicated.

6 An *id-expression* is a restricted form of a *primary-expression*. [Note: an *id-expression* can appear after . and -> operators (5.2.5). ]

*id-expression*:

*unqualified-id*

*qualified-id*

*unqualified-id*:

*identifier*

*operator-function-id*

*conversion-function-id*

~ *class-name*

*template-id*

7 An *identifier* is an *id-expression* provided it has been suitably declared (7). [Note: for *operator-function-ids*, see 13.5; for *conversion-function-ids*, see 12.3.2; for *template-ids*, see 14.2. A *class-name* prefixed by ~ denotes a destructor; see 12.4. Within the definition of a nonstatic member function, an *identifier* that names a nonstatic member is transformed to a class member access expression (9.3.1). ] The type of the expression is the type of the *identifier*. The result is the entity denoted by the identifier. The result is an lvalue if the entity is a function, variable, or data member.

8 *qualified-id*:

*nested-name-specifier* *template<sub>opt</sub>* *unqualified-id*

*nested-name-specifier*:

*class-or-namespace-name* :: *nested-name-specifier<sub>opt</sub>*

*class-or-namespace-name*:

*class-name*

*namespace-name*

A *nested-name-specifier* that names a class, optionally followed by the keyword `template` (14.8.1), and then followed by the name of a member of either that class (9.2) or one of its base classes (10), is a *qualified-id*; 3.4.3.1 describes name look up for class members that appear in *qualified-ids*. The result is the member. The type of the result is the type of the member. The result is an lvalue if the member is a static member function or a data member. [Note: a class member can be referred to using a *qualified-id* at any point in its potential scope (3.3.6). ] Where *class-name* :: *class-name* is used, and the two *class-names* refer to the same class, this notation names the constructor (12.1). Where *class-name* :: ~ *class-name* is used, the two *class-names* shall refer to the same class; this notation names the destructor (12.4). [Note: a *typedef-name* that names a class is a *class-name* (7.1.3). Except as the *identifier* in the declarator for a constructor or destructor definition outside of a class *member-specification* (12.1, 12.4), a *typedef-name* that names a class may be used in a *qualified-id* to refer to a constructor or destructor. ]

9 A *nested-name-specifier* that names a namespace (7.3), followed by the name of a member of that namespace (or the name of a member of a namespace made visible by a *using-directive* ) is a *qualified-id*; 3.4.3.2 describes name look up for namespace members that appear in *qualified-ids*. The result is the member. The type of the result is the type of the member. The result is an lvalue if the member is a function or a variable.

10 In a *qualified-id*, if the *id-expression* is a *conversion-function-id*, its *conversion-type-id* shall denote the same type in both the context in which the entire *qualified-id* occurs and in the context of the class denoted by the *nested-name-specifier*.

11 An *id-expression* that denotes a nonstatic data member or nonstatic member function of a class can only be used:

- as part of a class member access (5.2.5) in which the object-expression refers to the member’s class or a class derived from that class, or
- to form a pointer to member (5.3.1), or
- in the body of a nonstatic member function of that class or of a class derived from that class (9.3.1), or
- in a *mem-initializer* for a constructor for that class or for a class derived from that class (12.6.2).

12 A *template-id* shall be used as an *unqualified-id* only as specified in clauses 14.7.2, 14.7, and 14.5.4.

## 5.2 Postfix expressions

[**expr.post**]

1 Postfix expressions group left-to-right.

*postfix-expression*:

```

primary-expression
postfix-expression [expression]
postfix-expression (expression-listopt)
simple-type-specifier (expression-listopt)
postfix-expression . templateopt ::opt id-expression
postfix-expression -> templateopt ::opt id-expression
postfix-expression . pseudo-destructor-name
postfix-expression -> pseudo-destructor-name
postfix-expression ++
postfix-expression --
dynamic_cast < type-id > (expression)
static_cast < type-id > (expression)
reinterpret_cast < type-id > (expression)
const_cast < type-id > (expression)
typeid (expression)
typeid (type-id)

```

*expression-list*:

```

assignment-expression
expression-list , assignment-expression

```

*pseudo-destructor-name*:

```

::opt nested-name-specifieropt type-name :: ~ type-name
::opt nested-name-specifieropt ~ type-name

```

### 5.2.1 Subscripting

[**expr.sub**]

1 A postfix expression followed by an expression in square brackets is a postfix expression. One of the expressions shall have the type “pointer to T” and the other shall have enumeration or integral type. The result is an lvalue of type “T.” The type “T” shall be a completely-defined object type.<sup>53)</sup> The expression  $E1[E2]$  is identical (by definition) to  $*((E1)+(E2))$ . [*Note*: see 5.3 and 5.7 for details of \* and + and 8.3.4 for details of arrays. ]

### 5.2.2 Function call

[**expr.call**]

1 There are two kinds of function call: ordinary function call and member function<sup>54)</sup> (9.3) call. A function call is a postfix expression followed by parentheses containing a possibly empty, comma-separated list of expressions which constitute the arguments to the function. For an ordinary function call, the postfix expression shall be either an lvalue that refers to a function (in which case the function-to-pointer standard conversion (4.3) is suppressed on the postfix expression), or it shall have pointer to function type. Calling a

<sup>53)</sup> This is true even if the subscript operator is used in the following common idiom:  $\&x[0]$ .

<sup>54)</sup> A static member function (9.4) is an ordinary function.

function through an expression whose function type has a language linkage that is different from the language linkage of the function type of the called function's definition is undefined (7.5). For a member function call, the postfix expression shall be an implicit (9.3.1, 9.4) or explicit class member access (5.2.5) whose *id-expression* is a function member name, or a pointer-to-member expression (5.5) selecting a function member. The first expression in the postfix expression is then called the *object expression*, and the call is as a member of the object pointed to or referred to. In the case of an implicit class member access, the implied object is the one pointed to by `this`. [Note: a member function call of the form `f()` is interpreted as `(*this).f()` (see 9.3.1). ] If a function or member function name is used, the name can be overloaded (13), in which case the appropriate function shall be selected according to the rules in 13.3. The function called in a member function call is normally selected according to the static type of the object expression (see 10), but if that function is `virtual` and is not specified using a *qualified-id* then the function actually called will be the final overrider (10.3) of the selected function in the dynamic type of the object expression [Note: the dynamic type is the type of the object pointed or referred to by the current value of the object expression. Clause 12.7 describes the behavior of virtual function calls when the object-expression refers to an object under construction or destruction. ]

- 2 If no declaration of the called function is visible from the scope of the call the program is ill-formed.
- 3 The type of the function call expression is the return type of the statically chosen function (i.e., ignoring the `virtual` keyword), even if the type of the function actually called is different. This type shall be a complete object type, a reference type or the type `void`.
- 4 When a function is called, each parameter (8.3.5) shall be initialized (8.5, 12.8, 12.1) with its corresponding argument. When a function is called, the parameters that have object type shall have completely-defined object type. [Note: this still allows a parameter to be a pointer or reference to an incomplete class type. However, it prevents a passed-by-value parameter to have an incomplete class type. ] During the initialization of a parameter, an implementation may avoid the construction of extra temporaries by combining the conversions on the associated argument and/or the construction of temporaries with the initialization of the parameter (see 12.2). The lifetime of a parameter ends when the function in which it is defined returns. The initialization and destruction of each parameter occurs within the context of the calling function. [Example: the access of the constructor, conversion functions or destructor is checked at the point of call in the calling function. If a constructor or destructor for a function parameter throws an exception, the search for a handler starts in the scope of the calling function; in particular, if the function called has a *function-try-block* (15) with a handler that could handle the exception, this handler is not considered. ] The value of a function call is the value returned by the called function except in a virtual function call if the return type of the final overrider is different from the return type of the statically chosen function, the value returned from the final overrider is converted to the return type of the statically chosen function.
- 5 [Note: a function can change the values of its non-const parameters, but these changes cannot affect the values of the arguments except where a parameter is of a reference type (8.3.2); if the reference is to a const-qualified type, `const_cast` is required to be used to cast away the constness in order to modify the argument's value. Where a parameter is of `const` reference type a temporary object is introduced if needed (7.1.5, 2.13, 2.13.4, 8.3.4, 12.2). In addition, it is possible to modify the values of nonconstant objects through pointer parameters. ]
- 6 A function can be declared to accept fewer arguments (by declaring default arguments (8.3.6)) or more arguments (by using the ellipsis, . . . 8.3.5) than the number of parameters in the function definition (8.4). [Note: this implies that, except where the ellipsis (. . .) is used, a parameter is available for each argument. ]
- 7 When there is no parameter for a given argument, the argument is passed in such a way that the receiving function can obtain the value of the argument by invoking `va_arg` (18.7). The lvalue-to-rvalue (4.1), array-to-pointer (4.2), and function-to-pointer (4.3) standard conversions are performed on the argument expression. After these conversions, if the argument does not have arithmetic, enumeration, pointer, pointer to member, or class type, the program is ill-formed. If the argument has a non-POD class type (9), the behavior is undefined. If the argument has integral or enumeration type that is subject to the integral promotions (4.5), or a floating point type that is subject to the floating point promotion (4.6), the value of

the argument is converted to the promoted type before the call. These promotions are referred to as the *default argument promotions*.

8 The order of evaluation of arguments is unspecified. All side effects of argument expression evaluations take effect before the function is entered. The order of evaluation of the postfix expression and the argument expression list is unspecified.

9 Recursive calls are permitted.

10 A function call is an lvalue if and only if the result type is a reference.

### 5.2.3 Explicit type conversion (functional notation)

[**expr.type.conv**]

1 A *simple-type-specifier* (7.1.5) followed by a parenthesized *expression-list* constructs a value of the specified type given the expression list. If the expression list is a single expression, the type conversion expression is equivalent (in definedness, and if defined in meaning) to the corresponding cast expression (5.4). If the *simple-type-specifier* specifies a class type, the class type shall be complete. If the expression list specifies more than a single value, the type shall be a class with a suitably declared constructor (8.5, 12.1), and the expression  $\mathbb{T}(x_1, x_2, \dots)$  is equivalent in effect to the declaration  $\mathbb{T} \text{ } \tau(x_1, x_2, \dots);$  for some invented temporary variable  $\tau$ , with the result being the value of  $\tau$  as an rvalue.

2 The expression  $\mathbb{T}()$ , where  $\mathbb{T}$  is a simple-type-specifier (7.1.5.2) for a non-array complete object type or the (possibly cv-qualified) void type, creates an rvalue of the specified type, whose value is determined by default-initialization (8.5). [*Note*: if  $\mathbb{T}$  is a non-class type that is *cv-qualified*, the *cv-qualifiers* are ignored when determining the type of the resulting rvalue (3.10). ]

### 5.2.4 Pseudo destructor call

[**expr.pseudo**]

1 The use of a *pseudo-destructor-name* after a dot `.` or arrow `->` operator represents the destructor for the non-class type named by *type-name*. The result shall only be used as the operand for the function call operator `()`, and the result of such a call has type `void`. The only effect is the evaluation of the *postfix-expression* before the dot or arrow.

2 The left hand side of the dot operator shall be of scalar type. The left hand side of the arrow operator shall be of pointer to scalar type. This scalar type is the object type. The type designated by the *pseudo-destructor-name* shall be the same as the object type. Furthermore, the two *type-names* in a *pseudo-destructor-name* of the form

$$:: \text{ }_{opt} \textit{nested-name-specifier}_{opt} \textit{type-name} :: \sim \textit{type-name}$$

shall designate the same scalar type.

### 5.2.5 Class member access

[**expr.ref**]

1 A postfix expression followed by a dot `.` or an arrow `->`, optionally followed by the keyword `template` (14.8.1), and then followed by an *id-expression*, is a postfix expression. The postfix expression before the dot or arrow is evaluated;<sup>55)</sup> the result of that evaluation, together with the *id-expression*, determine the result of the entire postfix expression.

2 For the first option (dot) the type of the first expression (the *object expression*) shall be “class object” (of a complete type). For the second option (arrow) the type of the first expression (the *pointer expression*) shall be “pointer to class object” (of a complete type). In these cases, the *id-expression* shall name a member of the class or of one of its base classes. [*Note*: because the name of a class is inserted in its class scope (9), the name of a class is also considered a nested member of that class. ] [*Note*: 3.4.5 describes how names are looked up after the `.` and `->` operators. ]

<sup>55)</sup> This evaluation happens even if the result is unnecessary to determine the value of the entire postfix expression, for example if the *id-expression* denotes a static member.

- 3 If E1 has the type “pointer to class X,” then the expression E1->E2 is converted to the equivalent form (\* (E1)) . E2; the remainder of this subclause will address only the first option (dot)<sup>56)</sup>. Abbreviating *object-expression.id-expression* as E1 . E2, then the type and lvalue properties of this expression are determined as follows. In the remainder of this subclause, *cq* represents either `const` or the absence of `const`; *vq* represents either `volatile` or the absence of `volatile`. *cv* represents an arbitrary set of cv-qualifiers, as defined in 3.9.3.
- 4 If E2 is declared to have type “reference to T”, then E1 . E2 is an lvalue; the type of E1 . E2 is T. Otherwise, one of the following rules applies.
- If E2 is a static data member, and the type of E2 is T, then E1 . E2 is an lvalue; the expression designates the named member of the class. The type of E1 . E2 is T.
  - If E2 is a non-static data member, and the type of E1 is “*cq1 vq1 X*”, and the type of E2 is “*cq2 vq2 T*”, the expression designates the named member of the object designated by the first expression. If E1 is an lvalue, then E1 . E2 is an lvalue. Let the notation *vq12* stand for the “union” of *vq1* and *vq2*; that is, if *vq1* or *vq2* is `volatile`, then *vq12* is `volatile`. Similarly, let the notation *cq12* stand for the “union” of *cq1* and *cq2*; that is, if *cq1* or *cq2* is `const`, then *cq12* is `const`. If E2 is declared to be a mutable member, then the type of E1 . E2 is “*vq12 T*”. If E2 is not declared to be a mutable member, then the type of E1 . E2 is “*cq12 vq12 T*”.
  - If E2 is a (possibly overloaded) member function, function overload resolution (13.3) is used to determine whether E1 . E2 refers to a static or a non-static member function.
    - If it refers to a static member function, and the type of E2 is “function of (parameter type list) returning T”, then E1 . E2 is an lvalue; the expression designates the static member function. The type of E1 . E2 is the same type as that of E2, namely “function of (parameter type list) returning T”.
    - Otherwise, if E1 . E2 refers to a non-static member function, and the type of E2 is “function of (parameter type list) *cv* returning T”, then E1 . E2 is *not* an lvalue. The expression designates a non-static member function. The expression can be used only as the left-hand operand of a member function call (9.3). [*Note:* any redundant set of parentheses surrounding the expression is ignored (5.1). ] The type of E1 . E2 is “function of (parameter type list) *cv* returning T”.
  - If E2 is a nested type, the expression E1 . E2 is ill-formed.
  - If E2 is a member enumerator, and the type of E2 is T, the expression E1 . E2 is not an lvalue. The type of E1 . E2 is T.

5 [*Note:* “class objects” can be structures (9.2) and unions (9.5). Classes are discussed in clause 9. ]

### 5.2.6 Increment and decrement

[**expr.post.incr**]

- 1 The value obtained by applying a postfix ++ is the value that the operand had before applying the operator. [*Note:* the value obtained is a copy of the original value ] The operand shall be a modifiable lvalue. The type of the operand shall be an arithmetic type or a pointer to a complete object type. After the result is noted, the value of the object is modified by adding 1 to it, unless the object is of type `bool`, in which case it is set to `true`. [*Note:* this use is deprecated, see annex D. ] The result is an rvalue. The type of the result is the cv-unqualified version of the type of the operand. See also 5.7 and 5.17.
- 2 The operand of postfix -- is decremented analogously to the postfix ++ operator, except that the operand shall not be of type `bool`. [*Note:* For prefix increment and decrement, see 5.3.2. ]

<sup>56)</sup> Note that if E1 has the type “pointer to class X”, then (\* (E1)) is an lvalue.

## 5.2.7 Dynamic cast

[expr.dynamic.cast]

- 1 The result of the expression `dynamic_cast<T>(v)` is the result of converting the expression `v` to type `T`. `T` shall be a pointer or reference to a complete class type, or “pointer to `cv void`”. Types shall not be defined in a `dynamic_cast`. The `dynamic_cast` operator shall not cast away constness (5.2.11).
- 2 If `T` is a pointer type, `v` shall be an rvalue of a pointer to complete class type, and the result is an rvalue of type `T`. If `T` is a reference type, `v` shall be an lvalue of a complete class type, and the result is an lvalue of the type referred to by `T`.
- 3 If the type of `v` is the same as the required result type (which, for convenience, will be called `R` in this description), or it is the same as `R` except that the class object type in `R` is more `cv`-qualified than the class object type in `v`, the result is `v` (converted if necessary).
- 4 If the value of `v` is a null pointer value in the pointer case, the result is the null pointer value of type `R`.
- 5 If `T` is “pointer to `cv1 B`” and `v` has type “pointer to `cv2 D`” such that `B` is a base class of `D`, the result is a pointer to the unique `B` sub-object of the `D` object pointed to by `v`. Similarly, if `T` is “reference to `cv1 B`” and `v` has type “`cv2 D`” such that `B` is a base class of `D`, the result is an lvalue for the unique<sup>57)</sup> `B` sub-object of the `D` object referred to by `v`. In both the pointer and reference cases, `cv1` shall be the same `cv`-qualification as, or greater `cv`-qualification than, `cv2`, and `B` shall be an accessible unambiguous base class of `D`. [Example:
- ```

    struct B {};
    struct D : B {};
    void foo(D* dp)
    {
        B* bp = dynamic_cast<B*>(dp); // equivalent to B* bp = dp;
    }

```
- end example]
- 6 Otherwise, `v` shall be a pointer to or an lvalue of a polymorphic type (10.3).
- 7 If `T` is “pointer to `cv void`,” then the result is a pointer to the most derived object pointed to by `v`. Otherwise, a run-time check is applied to see if the object pointed or referred to by `v` can be converted to the type pointed or referred to by `T`.
- 8 The run-time check logically executes as follows:
- If, in the most derived object pointed (referred) to by `v`, `v` points (refers) to a `public` base class sub-object of a `T` object, and if only one object of type `T` is derived from the sub-object pointed (referred) to by `v`, the result is a pointer (an lvalue referring) to that `T` object.
 - Otherwise, if `v` points (refers) to a `public` base class sub-object of the most derived object, and the type of the most derived object has an unambiguous `public` base class of type `T`, the result is a pointer (an lvalue referring) to the `T` sub-object of the most derived object.
 - Otherwise, the run-time check *fails*.
- 9 The value of a failed cast to pointer type is the null pointer value of the required result type. A failed cast to reference type throws `bad_cast` (18.5.2). [Example:

⁵⁷⁾ The most derived object (1.7) pointed or referred to by `v` can contain other `B` objects as base classes, but these are ignored.

```

class A { virtual void f(); };
class B { virtual void g(); };
class D : public virtual A, private B {};
void g()
{
    D    d;
    B*  bp = (B*)&d; // cast needed to break protection
    A*  ap = &d;     // public derivation, no cast needed
    D&  dr = dynamic_cast<D&>(*bp); // fails
    ap = dynamic_cast<A*>(bp);     // fails
    bp = dynamic_cast<B*>(ap);     // fails
    ap = dynamic_cast<A*>(&dr);     // succeeds
    bp = dynamic_cast<B*>(&dr);     // fails
}

class E : public D, public B {};
class F : public E, public D {};
void h()
{
    F    f;
    A*  ap = &f; // succeeds: finds unique A
    D*  dp = dynamic_cast<D*>(ap); // fails: yields 0
                                     // f has two D sub-objects
    E*  ep = (E*)ap; // ill-formed:
                                     // cast from virtual base
    E*  ep1 = dynamic_cast<E*>(ap); // succeeds
}

```

—end example] [Note: Clause 12.7 describes the behavior of a `dynamic_cast` applied to an object under construction or destruction.]

5.2.8 Type identification

[**expr.typeid**]

- 1 The result of a `typeid` expression is an lvalue of type `const std::type_info` (18.5.1). The lifetime of the object referred to by the lvalue extends to the end of the program. Whether or not the destructor is called for the `type_info` object at the end of the program is unspecified.
- 2 When `typeid` is applied to an lvalue expression whose type is a polymorphic class type (10.3), the result refers to a `type_info` object representing the type of the most derived object (1.7) (that is, the dynamic type) to which the lvalue refers. If the lvalue expression is obtained by applying the unary `*` operator to a pointer⁵⁸⁾ and the pointer is a null pointer value (4.10), the `typeid` expression throws the `bad_typeid` exception (18.5.3).
- 3 When `typeid` is applied to an expression other than an lvalue of a polymorphic class type, the result refers to a `type_info` object representing the static type of the expression. Lvalue-to-rvalue (4.1), array-to-pointer (4.2), and function-to-pointer (4.3) conversions are not applied to the expression. If the type of the expression is a class type, the class shall be completely-defined. The expression is not evaluated.
- 4 When `typeid` is applied to a *type-id*, the result refers to a `type_info` object representing the type of the *type-id*. If the type of the *type-id* is a reference type, the result of the `typeid` expression refers to a `type_info` object representing the referenced type. If the type of the *type-id* is a class type or a reference to a class type, the class shall be completely-defined. Types shall not be defined in the *type-id*.
- 5 The top-level cv-qualifiers of the lvalue expression or the *type-id* that is the operand of `typeid` are always ignored. [Example:

⁵⁸⁾ If `p` is an expression of pointer type, then `*p`, `(*p)`, `* (p)`, `((*p))`, `* ((p))`, and so on all meet this requirement.

```

class D { ... };
D d1;
const D d2;

typeid(d1) == typeid(d2);      // yields true
typeid(D)  == typeid(const D); // yields true
typeid(D)  == typeid(d2);     // yields true
typeid(D)  == typeid(const D&); // yields true

```

—end example]

- 6 If the header `<typeinfo>` (18.5.1) is not included prior to a use of `typeid`, the program is ill-formed.
- 7 [Note: clause 12.7 describes the behavior of `typeid` applied to an object under construction or destruction.]

5.2.9 Static cast

[**expr.static.cast**]

- 1 The result of the expression `static_cast<T>(v)` is the result of converting the expression `v` to type `T`. If `T` is a reference type, the result is an lvalue; otherwise, the result is an rvalue. Types shall not be defined in a `static_cast`. The `static_cast` operator shall not cast away constness (5.2.11).
- 2 An expression `e` can be explicitly converted to a type `T` using a `static_cast` of the form `static_cast<T>(e)` if the declaration “`T t(e);`” is well-formed, for some invented temporary variable `t` (8.5). The effect of such an explicit conversion is the same as performing the declaration and initialization and then using the temporary variable as the result of the conversion. The result is an lvalue if `T` is a reference type (8.3.2), and an rvalue otherwise. The expression `e` is used as an lvalue if and only if the initialization uses it as an lvalue.
- 3 Otherwise, the `static_cast` shall perform one of the conversions listed below. No other conversion shall be performed explicitly using a `static_cast`.
- 4 Any expression can be explicitly converted to type “`cv void`.” The expression value is discarded. [Note: however, if the value is in a temporary variable (12.2), the destructor for that variable is not executed until the usual time, and the value of the variable is preserved for the purpose of executing the destructor.] The lvalue-to-rvalue (4.1), array-to-pointer (4.2), and function-to-pointer (4.3) standard conversions are not applied to the expression.
- 5 An lvalue of type “`cv1 B`”, where `B` is a class type, can be cast to type “reference to `cv2 D`”, where `D` is a class derived (10) from `B`, if a valid standard conversion from “pointer to `D`” to “pointer to `B`” exists (4.10), `cv2` is the same `cv`-qualification as, or greater `cv`-qualification than, `cv1`, and `B` is not a virtual base class of `D`. The result is an lvalue of type “`cv2 D`.” If the lvalue of type “`cv1 B`” is actually a sub-object of an object of type `D`, the lvalue refers to the enclosing object of type `D`. Otherwise, the result of the cast is undefined.
- [Example:

```

struct B {};
struct D : public B {};
D d;
B &br = d;

static_cast<D&>(br); // produces lvalue to the original d object

```

—end example]

- 6 The inverse of any standard conversion sequence (4), other than the lvalue-to-rvalue (4.1), array-to-pointer (4.2), function-to-pointer (4.3), and boolean (4.12) conversions, can be performed explicitly using `static_cast` subject to the restriction that the explicit conversion does not cast away constness (5.2.11), and the following additional rules for specific cases:
- 7 A value of integral type can be explicitly converted to an enumeration type. The value is unchanged if the integral value is within the range of the enumeration values (7.2). Otherwise, the resulting enumeration value is unspecified.

- 8 An rvalue of type “pointer to *cv1* B”, where B is a class type, can be converted to an rvalue of type “pointer to *cv2* D”, where D is a class derived (10) from B, if a valid standard conversion from “pointer to D” to “pointer to B” exists (4.10), *cv2* is the same cv-qualification as, or greater cv-qualification than, *cv1*, and B is not a virtual base class of D. The null pointer value (4.10) is converted to the null pointer value of the destination type. If the rvalue of type “pointer to *cv1* B” points to a B that is actually a sub-object of an object of type D, the resulting pointer points to the enclosing object of type D. Otherwise, the result of the cast is undefined.
- 9 An rvalue of type “pointer to member of D of type *cv1* T” can be converted to an rvalue of type “pointer to member of B of type *cv2* T”, where B is a base class (10) of D, if a valid standard conversion from “pointer to member of B of type T” to “pointer to member of D of type T” exists (4.11), and *cv2* is the same cv-qualification as, or greater cv-qualification than, *cv1*.⁵⁹⁾ The null member pointer value (4.11) is converted to the null member pointer value of the destination type. If class B contains the original member, or is a base or derived class of the class containing the original member, the resulting pointer to member points to the original member. Otherwise, the result of the cast is undefined. [Note: although class B need not contain the original member, the dynamic type of the object on which the pointer to member is dereferenced must contain the original member; see 5.5.]

5.2.10 Reinterpret cast**[expr.reinterpret.cast]**

- 1 The result of the expression `reinterpret_cast<T>(v)` is the result of converting the expression `v` to type T. If T is a reference type, the result is an lvalue; otherwise, the result is an rvalue and the lvalue-to-rvalue (4.1), array-to-pointer (4.2), and function-to-pointer (4.3) standard conversions are performed on the the expression `v`. Types shall not be defined in a `reinterpret_cast`. Conversions that can be performed explicitly using `reinterpret_cast` are listed below. No other conversion can be performed explicitly using `reinterpret_cast`.
- 2 The `reinterpret_cast` operator shall not cast away constness. [Note: see 5.2.11 for the definition of “casting away constness”.] Any expression may be cast to its own type using a `reinterpret_cast` operator.
- 3 The mapping performed by `reinterpret_cast` is implementation-defined. [Note: it might, or might not, produce a representation different from the original value.]
- 4 A pointer can be explicitly converted to any integral type large enough to hold it. The mapping function is implementation-defined [Note: it is intended to be unsurprising to those who know the addressing structure of the underlying machine.]
- 5 A value of integral type or enumeration type can be explicitly converted to a pointer.⁶⁰⁾ A pointer converted to an integer of sufficient size (if any such exists on the implementation) and back to the same pointer type will have its original value; mappings between pointers and integers are otherwise implementation-defined.
- 6 A pointer to a function can be explicitly converted to a pointer to a function of a different type. The effect of calling a function through a pointer to a function type (8.3.5) that is not the same as the type used in the definition of the function is undefined. Except that converting an rvalue of type “pointer to T1” to the type “pointer to T2” (where T1 and T2 are function types) and back to its original type yields the original pointer value, the result of such a pointer conversion is unspecified. [Note: see also 4.10 for more details of pointer conversions.]
- 7 A pointer to an object can be explicitly converted to a pointer to an object of different type.⁶¹⁾ Except that converting an rvalue of type “pointer to T1” to the type “pointer to T2” (where T1 and T2 are object types and where the alignment requirements of T2 are no stricter than those of T1) and back to its original type

⁵⁹⁾ Function types (including those used in pointer to member function types) are never cv-qualified; see 8.3.5 .

⁶⁰⁾ Converting an integral constant expression (5.19) with value zero always yields a null pointer (4.10), but converting other expressions that happen to have value zero need not yield a null pointer.

⁶¹⁾ The types may have different cv-qualifiers, subject to the overall restriction that a `reinterpret_cast` cannot cast away constness.

yields the original pointer value, the result of such a pointer conversion is unspecified.

- 8 The null pointer value (4.10) is converted to the null pointer value of the destination type.
- 9 An rvalue of type “pointer to member of X of type T1” can be explicitly converted to an rvalue of type “pointer to member of Y of type T2” if T1 and T2 are both function types or both object types.⁶²⁾ The null member pointer value (4.11) is converted to the null member pointer value of the destination type. The result of this conversion is unspecified, except in the following cases:
- converting an rvalue of type “pointer to member function” to a different pointer to member function type and back to its original type yields the original pointer to member value.
 - converting an rvalue of type “pointer to data member of X of type T1” to the type “pointer to data member of Y of type T2” (where the alignment requirements of T2 are no stricter than those of T1) and back to its original type yields the original pointer to member value.
- 10 Calling a member function through a pointer to member that represents a function type (8.3.5) that differs from the function type specified on the member function definition results in undefined behavior, except when calling a virtual function whose function type differs from the function type of the pointer to member only as permitted by the rules for overriding virtual functions (10.3).
- 11 An lvalue expression of type T1 can be cast to the type “reference to T2” if an expression of type “pointer to T1” can be explicitly converted to the type “pointer to T2” using a `reinterpret_cast`. That is, a reference cast `reinterpret_cast<T&>(x)` has the same effect as the conversion `*reinterpret_cast<T*>(&x)` with the built-in `&` and `*` operators. The result is an lvalue that refers to the same object as the source lvalue, but with a different type. No temporary is created, no copy is made, and constructors (12.1) or conversion functions (12.3) are not called.⁶³⁾

5.2.11 Const cast

[`expr.const.cast`]

- 1 The result of the expression `const_cast<T>(v)` is of type T. If T is a reference type, the result is an lvalue; otherwise, the result is an rvalue and, the lvalue-to-rvalue (4.1), array-to-pointer (4.2), and function-to-pointer (4.3) standard conversions are performed on the expression v. Types shall not be defined in a `const_cast`. Conversions that can be performed explicitly using `const_cast` are listed below. No other conversion shall be performed explicitly using `const_cast`.
- 2 Any expression may be cast to its own type using a `const_cast` operator.
- 3 For two pointer types T1 and T2 where

$$T1 \text{ is } cv_{1,0} \text{ pointer to } cv_{1,1} \text{ pointer to } \cdots cv_{1,n-1} \text{ pointer to } cv_{1,n} T$$

and

$$T2 \text{ is } cv_{2,0} \text{ pointer to } cv_{2,1} \text{ pointer to } \cdots cv_{2,n-1} \text{ pointer to } cv_{2,n} T$$

where T is any object type or the `void` type and where $cv_{1,k}$ and $cv_{2,k}$ may be different cv-qualifications, an rvalue of type T1 may be explicitly converted to the type T2 using a `const_cast`. The result of a pointer `const_cast` refers to the original object.

- 4 An lvalue of type T1 can be explicitly converted to an lvalue of type T2 using the cast `const_cast<T2&>` (where T1 and T2 are object types) if a pointer to T1 can be explicitly converted to the type pointer to T2 using a `const_cast`. The result of a reference `const_cast` refers to the original object.
- 5 For a `const_cast` involving pointers to data members, multi-level pointers to data members and multi-level mixed pointers and pointers to data members (4.4), the rules for `const_cast` are the same as those used for pointers; the “member” aspect of a pointer to member is ignored when determining where the cv-

⁶²⁾ T1 and T2 may have different cv-qualifiers, subject to the overall restriction that a `reinterpret_cast` cannot cast away constness.

⁶³⁾ This is sometimes referred to as a *type pun*.

qualifiers are added or removed by the `const_cast`. The result of a pointer to data member `const_cast` refers to the same member as the original (uncast) pointer to data member.

6 A null pointer value (4.10) is converted to the null pointer value of the destination type. The null member pointer value (4.11) is converted to the null member pointer value of the destination type.

7 [Note: Depending on the type of the object, a write operation through the pointer, lvalue or pointer to data member resulting from a `const_cast` that casts away a const-qualifier⁶⁴⁾ may produce undefined behavior (7.1.5.1).]

8 The following rules define the process known as *casting away constness*. In these rules T_n and X_n represent types. For two pointer types:

X_1 is $T_1 cv_{1,1} * \dots cv_{1,N} *$ where T_1 is not a pointer type

X_2 is $T_2 cv_{2,1} * \dots cv_{2,M} *$ where T_2 is not a pointer type

K is $\min(N, M)$

casting from X_1 to X_2 casts away constness if, for a non-pointer type T there does not exist an implicit conversion (4) from:

$T cv_{1,(N-K+1)} * cv_{1,(N-K+2)} * \dots cv_{1,N} *$

to

$T cv_{2,(M-K+1)} * cv_{2,(M-K+2)} * \dots cv_{2,M} *$

9 Casting from an lvalue of type T_1 to an lvalue of type T_2 using a reference cast casts away constness if a cast from an rvalue of type “pointer to T_1 ” to the type “pointer to T_2 ” casts away constness.

10 Casting from an rvalue of type “pointer to data member of X of type T_1 ” to the type “pointer to data member of Y of type T_2 ” casts away constness if a cast from an rvalue of type “pointer to T_1 ” to the type “pointer to T_2 ” casts away constness.

11 For multi-level pointer to members and multi-level mixed pointers and pointer to members (4.4), the “member” aspect of a pointer to member level is ignored when determining if a `const` cv-qualifier has been cast away.

12 [Note: some conversions which involve only changes in cv-qualification cannot be done using `const_cast`. For instance, conversions between pointers to functions are not covered because such conversions lead to values whose use causes undefined behavior. For the same reasons, conversions between pointers to member functions, and in particular, the conversion from a pointer to a const member function to a pointer to a non-const member function, are not covered.]

5.3 Unary expressions

[**expr.unary**]

1 Expressions with unary operators group right-to-left.

unary-expression:

postfix-expression
 ++ *cast-expression*
 -- *cast-expression*
unary-operator *cast-expression*
 sizeof *unary-expression*
 sizeof (*type-id*)
new-expression
delete-expression

⁶⁴⁾ `const_cast` is not limited to conversions that cast away a const-qualifier.

unary-operator: one of
* & + - ! ~

5.3.1 Unary operators

[**expr.unary.op**]

- 1 The unary * operator performs *indirection*: the expression to which it is applied shall be a pointer to an object type, or a pointer to a function type and the result is an lvalue referring to the object or function to which the expression points. If the type of the expression is “pointer to T,” the type of the result is “T.” [Note: a pointer to an incomplete type (other than `cv void`) can be dereferenced. The lvalue thus obtained can be used in limited ways (to initialize a reference, for example); this lvalue must not be converted to an rvalue, see 4.1.]
- 2 The result of the unary & operator is a pointer to its operand. The operand shall be an lvalue or a *qualified-id*. In the first case, if the type of the expression is “T,” the type of the result is “pointer to T.” In particular, the address of an object of type “`cv T`” is “pointer to `cv T`,” with the same `cv`-qualifiers. For a *qualified-id*, if the member is a static member of type “T”, the type of the result is plain “pointer to T.” If the member is a nonstatic member of class C of type T, the type of the result is “pointer to member of `class C` of type T.” [Example:


```
struct A { int i; };
struct B : A { };
... &B::i ... // has type "int A::*"

```

 —end example] [Note: a pointer to member formed from a mutable nonstatic data member (7.1.1) does not reflect the mutable specifier associated with the nonstatic data member.]
- 3 A pointer to member is only formed when an explicit & is used and its operand is a *qualified-id* not enclosed in parentheses. [Note: that is, the expression `&(qualified-id)`, where the *qualified-id* is enclosed in parentheses, does not form an expression of type “pointer to member.” Neither does *qualified-id*, because there is no implicit conversion from a *qualified-id* for a nonstatic member function to the type “pointer to member function” as there is from an lvalue of function type to the type “pointer to function” (4.3). Nor is `&unqualified-id` a pointer to member, even within the scope of the *unqualified-id*’s class.]
- 4 The address of an object of incomplete type can be taken, but if the complete type of that object is a class type that declares `operator&()` as a member function, then the behavior is undefined (and no diagnostic is required). The operand of & shall not be a bit-field.
- 5 The address of an overloaded function (13) can be taken only in a context that uniquely determines which version of the overloaded function is referred to (see 13.4). [Note: since the context might determine whether the operand is a static or nonstatic member function, the context can also affect whether the expression has type “pointer to function” or “pointer to member function.”]
- 6 The operand of the unary + operator shall have arithmetic, enumeration, or pointer type and the result is the value of the argument. Integral promotion is performed on integral or enumeration operands. The type of the result is the type of the promoted operand.
- 7 The operand of the unary - operator shall have arithmetic or enumeration type and the result is the negation of its operand. Integral promotion is performed on integral or enumeration operands. The negative of an unsigned quantity is computed by subtracting its value from 2^n , where n is the number of bits in the promoted operand. The type of the result is the type of the promoted operand.
- 8 The operand of the logical negation operator ! is implicitly converted to `bool` (4); its value is `true` if the converted operand is `false` and `false` otherwise. The type of the result is `bool`.
- 9 The operand of ~ shall have integral or enumeration type; the result is the one’s complement of its operand. Integral promotions are performed. The type of the result is the type of the promoted operand. There is an ambiguity in the *unary-expression* `~X()`, where X is a *class-name*. The ambiguity is resolved in favor of treating ~ as a unary complement rather than treating `~T` as referring to a destructor.

5.3.2 Increment and decrement**[expr.pre.incr]**

- 1 The operand of prefix `++` is modified by adding 1, or set to `true` if it is `bool` (this use is deprecated). The operand shall be a modifiable lvalue. The type of the operand shall be an arithmetic type or a pointer to a completely-defined object type. The value is the new value of the operand; it is an lvalue. If `x` is not of type `bool`, the expression `++x` is equivalent to `x+=1`. [Note: see the discussions of addition (5.7) and assignment operators (5.17) for information on conversions.]
- 2 The operand of prefix `--` is modified by subtracting 1. The operand shall not be of type `bool`. The requirements on the operand of prefix `--` and the properties of its result are otherwise the same as those of prefix `++`. [Note: For postfix increment and decrement, see 5.2.6.]

5.3.3 Sizeof**[expr.sizeof]**

- 1 The `sizeof` operator yields the number of bytes in the object representation of its operand. The operand is either an expression, which is not evaluated, or a parenthesized *type-id*. The `sizeof` operator shall not be applied to an expression that has function or incomplete type, or to an enumeration type before all its enumerators have been declared, or to the parenthesized name of such types, or to an lvalue that designates a bit-field. `sizeof(char)`, `sizeof(signed char)` and `sizeof(unsigned char)` are 1; the result of `sizeof` applied to any other fundamental type (3.9.1) is implementation-defined. [Note: in particular, `sizeof(bool)` and `sizeof(wchar_t)` are implementation-defined.⁶⁵⁾] [Note: See 1.6 for the definition of *byte* and 3.9 for the definition of *object representation*.]
- 2 When applied to a reference or a reference type, the result is the size of the referenced type. When applied to a class, the result is the number of bytes in an object of that class including any padding required for placing objects of that type in an array. The size of a most derived class shall be greater than zero (1.7). The result of applying `sizeof` to a base class subobject is the size of the base class type.⁶⁶⁾ When applied to an array, the result is the total number of bytes in the array. This implies that the size of an array of *n* elements is *n* times the size of an element.
- 3 The `sizeof` operator can be applied to a pointer to a function, but shall not be applied directly to a function.
- 4 The lvalue-to-rvalue (4.1), array-to-pointer (4.2), and function-to-pointer (4.3) standard conversions are not applied to the operand of `sizeof`.
- 5 Types shall not be defined in a `sizeof` expression.
- 6 The result is a constant of an implementation-defined type which is the same type as that which is named `size_t` in the standard header `<stddef>`(18.1).

5.3.4 New**[expr.new]**

- 1 The *new-expression* attempts to create an object of the *type-id* (8.1) to which it is applied. This type shall be a complete object type, but not an abstract class type or array thereof (1.7, 3.9, 10.4). [Note: because references are not objects, references cannot be created by *new-expressions*.] [Note: the *type-id* may be a cv-qualified type, in which case the object created by the *new-expression* has a cv-qualified type.]

new-expression:

```

::opt new new-placementopt new-type-id new-initializeropt
::opt new new-placementopt ( type-id ) new-initializeropt

```

new-placement:

```
( expression-list )
```

⁶⁵⁾ `sizeof(bool)` is not required to be 1.

⁶⁶⁾ The actual size of a base class subobject may be less than the result of applying `sizeof` to the subobject, due to virtual base classes and less strict padding requirements on base class subobjects.

```

new-type-id:
    type-specifier-seq new-declaratoropt

new-declarator:
    ptr-operator new-declaratoropt
    direct-new-declarator

direct-new-declarator:
    [ expression ]
    direct-new-declarator [ constant-expression ]

new-initializer:
    ( expression-listopt )

```

Entities created by a *new-expression* have dynamic storage duration (3.7.3). [Note: the lifetime of such an entity is not necessarily restricted to the scope in which it is created.] If the entity is a non-array object, the *new-expression* returns a pointer to the object created. If it is an array, the *new-expression* returns a pointer to the initial element of the array.

- 2 The *new-type-id* in a *new-expression* is the longest possible sequence of *new-declarators*. [Note: this prevents ambiguities between declarator operators &, *, [], and their expression counterparts.] [Example:

```

    new int*i;      // syntax error: parsed as '(new int*) i'
                   //                      not as '(new int)*i'

```

The * is the pointer declarator and not the multiplication operator.]

- 3 Parentheses shall not appear in the *new-type-id* of a *new-expression*.

- 4 [Example:

```

    new int(*[10])();      // error

```

is ill-formed because the binding is

```

    (new int) (*[10])();   // error

```

Instead, the explicitly parenthesized version of the new operator can be used to create objects of compound types (3.9.2):

```

    new (int (*[10]))();

```

allocates an array of 10 pointers to functions (taking no argument and returning int).]

- 5 The *type-specifier-seq* shall not contain class declarations, or enumeration declarations.
- 6 When the allocated object is an array (that is, the *direct-new-declarator* syntax is used or the *new-type-id* or *type-id* denotes an array type), the *new-expression* yields a pointer to the initial element (if any) of the array. [Note: both `new int` and `new int[10]` have type `int*` and the type of `new int[i][10]` is `int (*)[10]`.]
- 7 Every *constant-expression* in a *direct-new-declarator* shall be an integral constant expression (5.19) and evaluate to a strictly positive value. The *expression* in a *direct-new-declarator* shall have integral type (3.9.1) with a non-negative value. [Example: if `n` is a variable of type `int`, then `new float[n][5]` is well-formed (because `n` is the *expression* of a *direct-new-declarator*), but `new float[5][n]` is ill-formed (because `n` is not a *constant-expression*). If `n` is negative, the effect of `new float[n][5]` is undefined.]
- 8 When the value of the *expression* in a *direct-new-declarator* is zero, the allocation function is called to allocate an array with no elements. The pointer returned by the *new-expression* is non-null and distinct from the pointer to any other object.

9 Storage for the object created by a *new-expression* is obtained from the appropriate *allocation function* (3.7.3.1). When the allocation function is called, the first argument shall be the amount of space requested (which shall be no less than the size of the object being created and which may be greater than the size of the object being created only if the object is an array).

10 An implementation shall provide default definitions for the global allocation functions `operator new()` for non-array types (3.7.3, 18.4.1.1) and `operator new[]()` for array types (18.4.1.2). [Note: A C++ program can provide alternative definitions of these functions (17.3.3.4), and/or class-specific versions (12.5).] When the keyword `new` in a *new-expression* is preceded by the unary `::` operator, the global allocation function is used to allocate the storage.

11 The *new-placement* syntax is used to supply additional arguments to an allocation function. If used, overload resolution is performed on a function call created by assembling an argument list consisting of the amount of space requested (the first argument) and the expressions in the *new-placement* part of the *new-expression* (the second and succeeding arguments). The first of these arguments has type `size_t` and the remaining arguments have the corresponding types of the expressions in the *new-placement*.

12 [Example:

- `new T` results in a call of `operator new(sizeof(T))`,
- `new(2, f) T` results in a call of `operator new(sizeof(T), 2, f)`,
- `new T[5]` results in a call of `operator new[](sizeof(T)*5+x)`, and
- `new(2, f) T[5]` results in a call of `operator new[](sizeof(T)*5+y, 2, f)`.

Here, `x` and `y` are non-negative, implementation-defined values representing array allocation overhead. Their value might vary from one invocation of `new` to another.]

13 The allocation function shall either return null or a pointer to a block of storage in which space for the object shall have been reserved. [Note: the block of storage is assumed to be appropriately aligned and of the requested size. The address of the created object will not necessarily be the same as that of the block if the object is an array.]

14 A *new-expression* that creates an object of type `T` initializes that object as follows:

- If the *new-initializer* is omitted:
 - If `T` is a (possibly cv-qualified) non-POD class type (or array thereof), the object is default-initialized (8.5). If `T` is a const-qualified type, the underlying class type shall have a user-declared default constructor.
 - Otherwise, the object created has indeterminate value. If `T` is a const-qualified type, or a (possibly cv-qualified) POD class type (or array thereof) containing (directly or indirectly) a member of const-qualified type, the program is ill-formed;
- If the *new-initializer* is of the form `()`, default-initialization shall be performed (8.5);
- If the *new-initializer* is of the form *expression-list* and `T` is a class type, the appropriate constructor is called, using *expression-list* as the arguments (8.5);
- If the *new-initializer* is of the form *expression-list* and `T` is an arithmetic, enumeration, pointer, or pointer-to-member type and *expression-list* comprises exactly one expression, then the object is initialized to the (possibly converted) value of the expression (8.5);
- Otherwise the *new-expression* is ill-formed.

15 If the *new-expression* creates an object or an array of objects of class type, access and ambiguity control are done for the allocation function, the deallocation function (12.5), and the constructor (12.1). If the *new-expression* creates an array of objects of class type, access and ambiguity control are done for the destructor (12.4).

- 16 The allocation function can indicate failure by throwing a `bad_alloc` exception (15, 18.4.2.1). In this case no initialization is done.
- 17 If any part of the object initialization described above⁶⁷⁾ terminates by throwing an exception and the *new-expression* does not contain a *new-placement*, then the deallocation function (3.7.3.2, 12.5) is called to free the memory in which the object was being constructed, after which the exception continues to propagate in the context of the *new-expression*.
- 18 If any part of the object initialization described above terminates by throwing an exception and the *new-expression* contains a *new-placement*, if the type of the object being created is a class type, a name lookup is performed on the name of operator `delete` using the same lookup rules as those used to find operator `new` (12.5). Otherwise, a name lookup is performed on the name of operator `delete` in the scope of the *new-expression* (or in global scope for `::new`). If the lookup succeeds and exactly one of the declarations found matches the declaration of that placement operator `new`, then the matching placement operator `delete` shall be called (3.7.3.2). If no matching placement `delete` is found, propagating the exception does not cause the object to be deleted. [Note: this is appropriate when the called operator `new` does not allocate memory; otherwise, it is likely to result in a memory leak.]
- 19 A declaration of placement operator `delete` matches the declaration of a placement operator `new` when it has the same number of parameters and, after parameter transformations (8.3.5), all parameter types except the first are identical.
- 20 If placement operator `delete` is called, it is passed the same arguments as were passed to placement operator `new`. If the implementation is allowed to make a copy of an argument as part of the placement `new` call, it is allowed to make a copy (of the same original value) as part of the placement `delete` call, or to reuse the copy made as part of the placement `new` call. If the copy is elided in one place, it need not be elided in the other.
- 21 The way the object was allocated determines how it is freed: if it is allocated by `::new`, then it is freed by `::delete`, and if it is an array, it is freed by `delete[]` or `::delete[]` as appropriate.
- 22 Whether the allocation function is called before evaluating the constructor arguments or after evaluating the constructor arguments but before entering the constructor is unspecified. It is also unspecified whether the arguments to a constructor are evaluated if the allocation function returns the null pointer or exits using an exception.

5.3.5 Delete

[**expr.delete**]

- 1 The *delete-expression* operator destroys a most derived object (1.7) or array created by a *new-expression*.

delete-expression:

```

::opt delete cast-expression
::opt delete [ ] cast-expression

```

The first alternative is for non-array objects, and the second is for arrays. The operand shall have a pointer type, or a class type having a single conversion function (12.3.2) to a pointer type. The result has type `void`.

- 2 If the operand has a class type, the operand is converted to a pointer type by calling the above-mentioned conversion function, and the converted operand is used in place of the original operand for the remainder of this section. In either alternative, if the value of the operand of `delete` is the null pointer the operation has no effect. In the first alternative (*delete object*), the value of the operand of `delete` shall be a pointer to a non-array object created by a *new-expression*, or a pointer to a sub-object (1.7) representing a base class of such an object (10). If not, the behavior is undefined. In the second alternative (*delete array*), the value of the operand of `delete` shall be the pointer value which resulted from a previous array *new-expression*.⁶⁸⁾ If not, the behavior is undefined. [Note: this means that the syntax of the *delete-expression*

⁶⁷⁾ This may include evaluating a *new-initializer* and/or calling a constructor.

⁶⁸⁾ For non-zero-length arrays, this is the same as a pointer to the first element of the array created by that *new-expression*. Zero-length arrays do not have a first element.

must match the type of the object allocated by `new`, not the syntax of the *new-expression*.] [Note: a pointer to a `const` type can be the operand of a *delete-expression*; it is not necessary to cast away the constness (5.2.11) of the pointer expression before it is used as the operand of the *delete-expression*.]

- 3 In the first alternative (*delete object*), if the static type of the operand is different from its dynamic type, the static type shall be a base class of the operand's dynamic type and the static type shall have a virtual destructor or the behavior is undefined. In the second alternative (*delete array*) if the dynamic type of the object to be deleted differs from its static type, the behavior is undefined.⁶⁹⁾
- 4 The *cast-expression* in a *delete-expression* shall be evaluated exactly once. If the *delete-expression* calls the implementation deallocation function (3.7.3.2), and if the operand of the delete expression is not the null pointer constant, the deallocation function will deallocate the storage referenced by the pointer thus rendering the pointer invalid. [Note: the value of a pointer that refers to deallocated storage is indeterminate.]
- 5 If the object being deleted has incomplete class type at the point of deletion and the complete class has a non-trivial destructor or a deallocation function, the behavior is undefined.
- 6 The *delete-expression* will invoke the destructor (if any) for the object or the elements of the array being deleted. In the case of an array, the elements will be destroyed in order of decreasing address (that is, in reverse order of the completion of their constructor; see 12.6.2).
- 7 To free the storage pointed to, the *delete-expression* will call a *deallocation function* (3.7.3.2).
- 8 An implementation provides default definitions of the global deallocation functions `operator delete()` for non-arrays (18.4.1.1) and `operator delete[]()` for arrays (18.4.1.2). A C++ program can provide alternative definitions of these functions (17.3.3.4), and/or class-specific versions (12.5). When the keyword `delete` in a *delete-expression* is preceded by the unary `::` operator, the global deallocation function is used to deallocate the storage.
- 9 Access and ambiguity control are done for both the deallocation function and the destructor (12.4, 12.5).

5.4 Explicit type conversion (cast notation)

[**expr.cast**]

- 1 The result of the expression (T) *cast-expression* is of type `T`. The result is an lvalue if `T` is a reference type, otherwise the result is an rvalue. [Note: if `T` is a non-class type that is *cv-qualified*, the *cv-qualifiers* are ignored when determining the type of the resulting rvalue; see 3.10.]
- 2 An explicit type conversion can be expressed using functional notation (5.2.3), a type conversion operator (`dynamic_cast`, `static_cast`, `reinterpret_cast`, `const_cast`), or the *cast* notation.

cast-expression:
 unary-expression
 (*type-id*) *cast-expression*

- 3 Types shall not be defined in casts.
- 4 Any type conversion not mentioned below and not explicitly defined by the user (12.3) is ill-formed.
- 5 The conversions performed by
- a `const_cast` (5.2.11),
 - a `static_cast` (5.2.9),
 - a `static_cast` followed by a `const_cast`,
 - a `reinterpret_cast` (5.2.10), or
 - a `reinterpret_cast` followed by a `const_cast`,

⁶⁹⁾ This implies that an object cannot be deleted using a pointer of type `void*` because there are no objects of type `void`.

can be performed using the cast notation of explicit type conversion. The same semantic restrictions and behaviors apply. If a conversion can be interpreted in more than one of the ways listed above, the interpretation that appears first in the list is used, even if a cast resulting from that interpretation is ill-formed. If a conversion can be interpreted in more than one way as a `static_cast` followed by a `const_cast`, the conversion is ill-formed. [Example:

```
struct A {};
struct I1 : A {};
struct I2 : A {};
struct D : I1, I2 {};
A *foo( D *p ) {
    return (A*)( p ); // ill-formed static_cast interpretation
}
```

—end example]

- 6 The operand of a cast using the cast notation can be an rvalue of type “pointer to incomplete class type”. The destination type of a cast using the cast notation can be “pointer to incomplete class type”. In such cases, even if there is an inheritance relationship between the source and destination classes, whether the `static_cast` or `reinterpret_cast` interpretation is used is unspecified.
- 7 In addition to those conversions, the following `static_cast` and `reinterpret_cast` operations (optionally followed by a `const_cast` operation) may be performed using the cast notation of explicit type conversion, even if the base class type is not accessible:
 - a pointer to an object of derived class type or an lvalue of derived class type may be explicitly converted to a pointer or reference to an unambiguous base class type, respectively;
 - a pointer to member of derived class type may be explicitly converted to a pointer to member of an unambiguous non-virtual base class type;
 - a pointer to an object of non-virtual base class type, an lvalue of non-virtual base class type, or a pointer to member of non-virtual base class type may be explicitly converted to a pointer, a reference, or a pointer to member of a derived class type, respectively.

5.5 Pointer-to-member operators

[`expr.mptr.oper`]

- 1 The pointer-to-member operators `->*` and `.*` group left-to-right.

pm-expression:

```
cast-expression
pm-expression .* cast-expression
pm-expression ->* cast-expression
```
- 2 The binary operator `.*` binds its second operand, which shall be of type “pointer to member of T” (where T is a completely-defined class type) to its first operand, which shall be of class T or of a class of which T is an unambiguous and accessible base class. The result is an object or a function of the type specified by the second operand.
- 3 The binary operator `->*` binds its second operand, which shall be of type “pointer to member of T” (where T is a completely-defined class type) to its first operand, which shall be of type “pointer to T” or “pointer to a class of which T is an unambiguous and accessible base class.” The result is an object or a function of the type specified by the second operand.
- 4 If the dynamic type of the object does not contain the member to which the pointer refers, the behavior is undefined.
- 5 The restrictions on *cv*-qualification, and the manner in which the *cv*-qualifiers of the operands are combined to produce the *cv*-qualifiers of the result, are the same as the rules for `E1 . E2` given in 5.2.5. [Note: it is not possible to use a pointer to member that refers to a mutable member to modify a const class object. For example,

```

struct S {
    mutable int i;
};
const S cs;
int S::* pm = &S::i; // pm refers to mutable member S::i
cs.*pm = 88;        // ill-formed: cs is a const class

```

]

- 6 If the result of `.*` or `->*` is a function, then that result can be used only as the operand for the function call operator `()`. [Example:

```
(ptr_to_obj->*ptr_to_mfct)(10);
```

calls the member function denoted by `ptr_to_mfct` for the object pointed to by `ptr_to_obj`.] The result of a `.*` expression is an lvalue only if its first operand is an lvalue and its second operand is a pointer to data member. The result of an `->*` expression is an lvalue only if its second operand is a pointer to data member. If the second operand is the null pointer to member value (4.11), the behavior is undefined.

5.6 Multiplicative operators

[expr.mul]

- 1 The multiplicative operators `*`, `/`, and `%` group left-to-right.

multiplicative-expression:

```

pm-expression
multiplicative-expression * pm-expression
multiplicative-expression / pm-expression
multiplicative-expression % pm-expression

```

- 2 The operands of `*` and `/` shall have arithmetic or enumeration type; the operands of `%` shall have integral or enumeration type. The usual arithmetic conversions are performed on the operands and determine the type of the result.
- 3 The binary `*` operator indicates multiplication.
- 4 The binary `/` operator yields the quotient, and the binary `%` operator yields the remainder from the division of the first expression by the second. If the second operand of `/` or `%` is zero the behavior is undefined; otherwise $(a/b)*b + a\%b$ is equal to a . If both operands are nonnegative then the remainder is nonnegative; if not, the sign of the remainder is implementation-defined⁷⁰⁾.

5.7 Additive operators

[expr.add]

- 1 The additive operators `+` and `-` group left-to-right. The usual arithmetic conversions are performed for operands of arithmetic or enumeration type.

additive-expression:

```

multiplicative-expression
additive-expression + multiplicative-expression
additive-expression - multiplicative-expression

```

For addition, either both operands shall have arithmetic or enumeration type, or one operand shall be a pointer to a completely defined object type and the other shall have integral or enumeration type.

- 2 For subtraction, one of the following shall hold:

- both operands have arithmetic or enumeration type; or
- both operands are pointers to cv-qualified or cv-unqualified versions of the same completely defined

⁷⁰⁾ According to work underway toward the revision of ISO C, the preferred algorithm for integer division follows the rules defined in the ISO Fortran standard, ISO/IEC 1539:1991, in which the quotient is always rounded toward zero.

object type; or

— the left operand is a pointer to a completely defined object type and the right operand has integral or enumeration type.

- 3 The result of the binary + operator is the sum of the operands. The result of the binary - operator is the difference resulting from the subtraction of the second operand from the first.
- 4 For the purposes of these operators, a pointer to a nonarray object behaves the same as a pointer to the first element of an array of length one with the type of the object as its element type.
- 5 When an expression that has integral type is added to or subtracted from a pointer, the result has the type of the pointer operand. If the pointer operand points to an element of an array object, and the array is large enough, the result points to an element offset from the original element such that the difference of the subscripts of the resulting and original array elements equals the integral expression. In other words, if the expression P points to the i -th element of an array object, the expressions $(P)+N$ (equivalently, $N+(P)$) and $(P)-N$ (where N has the value n) point to, respectively, the $i+n$ -th and $i-n$ -th elements of the array object, provided they exist. Moreover, if the expression P points to the last element of an array object, the expression $(P)+1$ points one past the last element of the array object, and if the expression Q points one past the last element of an array object, the expression $(Q)-1$ points to the last element of the array object. If both the pointer operand and the result point to elements of the same array object, or one past the last element of the array object, the evaluation shall not produce an overflow; otherwise, the behavior is undefined.
- 6 When two pointers to elements of the same array object are subtracted, the result is the difference of the subscripts of the two array elements. The type of the result is an implementation-defined signed integral type; this type shall be the same type that is defined as `ptrdiff_t` in the `<stddef>` header (18.1). As with any other arithmetic overflow, if the result does not fit in the space provided, the behavior is undefined. In other words, if the expressions P and Q point to, respectively, the i -th and j -th elements of an array object, the expression $(P)-(Q)$ has the value $i-j$ provided the value fits in an object of type `ptrdiff_t`. Moreover, if the expression P points either to an element of an array object or one past the last element of an array object, and the expression Q points to the last element of the same array object, the expression $((Q)+1)-(P)$ has the same value as $((Q)-(P))+1$ and as $-((P)-((Q)+1))$, and has the value zero if the expression P points one past the last element of the array object, even though the expression $(Q)+1$ does not point to an element of the array object. Unless both pointers point to elements of the same array object, or one past the last element of the array object, the behavior is undefined.⁷¹⁾
- 8 If the value 0 is added to or subtracted from a pointer value, the result compares equal to the original pointer value. If two pointers point to the same object or function or both point one past the end of the same array or both are null, and the two pointers are subtracted, the result compares equal to the value 0 converted to the type `ptrdiff_t`.

5.8 Shift operators

[`expr.shift`]

- 1 The shift operators `<<` and `>>` group left-to-right.

shift-expression:

additive-expression

shift-expression `<<` *additive-expression*

shift-expression `>>` *additive-expression*

The operands shall be of integral or enumeration type and integral promotions are performed. The type of the result is that of the promoted left operand. The behavior is undefined if the right operand is negative, or

⁷¹⁾ Another way to approach pointer arithmetic is first to convert the pointer(s) to character pointer(s): In this scheme the integral value of the expression added to or subtracted from the converted pointer is first multiplied by the size of the object originally pointed to, and the resulting pointer is converted back to the original type. For pointer subtraction, the result of the difference between the character pointers is similarly divided by the size of the object originally pointed to.

- 7 When viewed in this way, an implementation need only provide one extra byte (which might overlap another object in the program) just after the end of the object in order to satisfy the “one past the last element” requirements.

greater than or equal to the length in bits of the promoted left operand.

- 2 The value of `E1 << E2` is `E1` (interpreted as a bit pattern) left-shifted `E2` bit positions; vacated bits are zero-filled. If `E1` has an unsigned type, the value of the result is `E1` multiplied by the quantity 2 raised to the power `E2`, reduced modulo `ULONG_MAX+1` if `E1` has type unsigned long, `UINT_MAX+1` otherwise. [Note: the constants `ULONG_MAX` and `UINT_MAX` are defined in the header `<climits>`.]
- 3 The value of `E1 >> E2` is `E1` right-shifted `E2` bit positions. If `E1` has an unsigned type or if `E1` has a signed type and a nonnegative value, the value of the result is the integral part of the quotient of `E1` divided by the quantity 2 raised to the power `E2`. If `E1` has a signed type and a negative value, the resulting value is implementation-defined.

5.9 Relational operators

[**expr.rel**]

- 1 The relational operators group left-to-right. [Example: `a<b<c` means `(a<b)<c` and *not* `(a<b)&&(b<c)`.]

relational-expression:

shift-expression

relational-expression < *shift-expression*

relational-expression > *shift-expression*

relational-expression <= *shift-expression*

relational-expression >= *shift-expression*

The operands shall have arithmetic, enumeration or pointer type. The operators < (less than), > (greater than), <= (less than or equal to), and >= (greater than or equal to) all yield `false` or `true`. The type of the result is `bool`.

- 2 The usual arithmetic conversions are performed on operands of arithmetic or enumeration type. Pointer conversions (4.10) and qualification conversions (4.4) are performed on pointer operands (or on a pointer operand and a null pointer constant) to bring them to their *composite pointer type*. If one operand is a null pointer constant, the composite pointer type is the type of the other operand. Otherwise, if one of the operands has type “pointer to *cv1 void*”, then the other has type “pointer to *cv2 T*” and the composite pointer type is “pointer to *cv12 void*”, where *cv12* is the union of *cv1* and *cv2*. Otherwise, the composite pointer type is a pointer type similar (4.4) to the type of one of the operands, with a *cv-qualification signature* (4.4) that is the union of the *cv-qualification signatures* of the operand types. [Note: this implies that any pointer can be compared to a null pointer constant and that any object pointer can be compared to a pointer to (possibly *cv-qualified*) `void`.] Pointers to objects or functions of the same type (after pointer conversions) can be compared, with a result defined as follows:

- If two pointers `p` and `q` of the same type point to the same object or function, or both point one past the end of the same array, or are both null, then `p<=q` and `p>=q` both yield `true` and `p<q` and `p>q` both yield `false`.
- If two pointers `p` and `q` of the same type point to different objects that are not members of the same object or elements of the same array or to different functions, or if only one of them is null, the results of `p<q`, `p>q`, `p<=q`, and `p>=q` are unspecified.
- If two pointers point to nonstatic data members of the same object, the pointer to the later declared member compares greater provided the two members are not separated by an *access-specifier* label (11.1) and provided their class is not a union.
- If two pointers point to nonstatic data members of the same object separated by an *access-specifier* label (11.1) the result is unspecified.
- If two pointers point to data members of the same union object, they compare equal (after conversion to `void*`, if necessary). If two pointers point to elements of the same array or one beyond the end of the array, the pointer to the object with the higher subscript compares higher.
- Other pointer comparisons are unspecified.

5.10 Equality operators**[expr.eq]**

1

equality-expression:
relational-expression
equality-expression == *relational-expression*
equality-expression != *relational-expression*

The == (equal to) and the != (not equal to) operators have the same semantic restrictions, conversions, and result type as the relational operators except for their lower precedence and truth-value result. [Note: a<b == c<d is true whenever a<b and c<d have the same truth-value.]

2

In addition, pointers to members can be compared, or a pointer to member and a null pointer constant. Pointer to member conversions (4.11) and qualification conversions (4.4) are performed to bring them to a common type. If one operand is a null pointer constant, the common type is the type of the other operand. Otherwise, the common type is a pointer to member type similar (4.4) to the type of one of the operands, with a cv-qualification signature (4.4) that is the union of the cv-qualification signatures of the operand types. [Note: this implies that any pointer to member can be compared to a null pointer constant.] If both operands are null, they compare equal. Otherwise if only one is null, they compare unequal. Otherwise if either is a pointer to a virtual member function, the result is unspecified. Otherwise they compare equal if and only if they would refer to the same member of the same most derived object (1.7) or the same subobject if they were dereferenced with a hypothetical object of the associated class type. [Example:

```
struct B {
    int f();
};
struct L : B { };
struct R : B { };
struct D : L, R { };

int (B::*pb)() = &B::f;
int (L::*pl)() = pb;
int (R::*pr)() = pb;
int (D::*pdl)() = pl;
int (D::*pdr)() = pr;
bool x = (pdl == pdr);    // false
```

—end example]

5.11 Bitwise AND operator**[expr.bit.and]**

1

and-expression:
equality-expression
and-expression & *equality-expression*

The usual arithmetic conversions are performed; the result is the bitwise AND function of the operands. The operator applies only to integral or enumeration operands.

5.12 Bitwise exclusive OR operator**[expr.xor]**

1

exclusive-or-expression:
and-expression
exclusive-or-expression ^ *and-expression*

The usual arithmetic conversions are performed; the result is the bitwise exclusive OR function of the operands. The operator applies only to integral or enumeration operands.

5.13 Bitwise inclusive OR operator**[expr.or]**

1

inclusive-or-expression:
exclusive-or-expression
inclusive-or-expression | *exclusive-or-expression*

The usual arithmetic conversions are performed; the result is the bitwise inclusive OR function of its operands. The operator applies only to integral or enumeration operands.

5.14 Logical AND operator**[expr.log.and]**

1

logical-and-expression:
inclusive-or-expression
logical-and-expression && *inclusive-or-expression*

The && operator groups left-to-right. The operands are both implicitly converted to type `bool` (4). The result is `true` if both operands are `true` and `false` otherwise. Unlike `&`, `&&` guarantees left-to-right evaluation: the second operand is not evaluated if the first operand is `false`.

2

The result is a `bool`. All side effects of the first expression except for destruction of temporaries (12.2) happen before the second expression is evaluated.

5.15 Logical OR operator**[expr.log.or]**

1

logical-or-expression:
logical-and-expression
logical-or-expression || *logical-and-expression*

The `||` operator groups left-to-right. The operands are both implicitly converted to `bool` (4). It returns `true` if either of its operands is `true`, and `false` otherwise. Unlike `|`, `||` guarantees left-to-right evaluation; moreover, the second operand is not evaluated if the first operand evaluates to `true`.

2

The result is a `bool`. All side effects of the first expression except for destruction of temporaries (12.2) happen before the second expression is evaluated.

5.16 Conditional operator**[expr.cond]**

1

conditional-expression:
logical-or-expression
logical-or-expression ? *expression* : *assignment-expression*

Conditional expressions group right-to-left. The first expression is implicitly converted to `bool` (4). It is evaluated and if it is `true`, the result of the conditional expression is the value of the second expression, otherwise that of the third expression. All side effects of the first expression except for destruction of temporaries (12.2) happen before the second or third expression is evaluated. Only one of the second and third expressions is evaluated.

2

If either the second or the third operand has type (possibly cv-qualified) `void`, then the lvalue-to-rvalue (4.1), array-to-pointer (4.2), and function-to-pointer (4.3) standard conversions are performed on the second and third operands, and one of the following shall hold:

- The second or the third operand (but not both) is a *throw-expression* (15.1); the result is of the type of the other and is an rvalue.
- Both the second and the third operands have type `void`; the result is of type `void` and is an rvalue. [Note: this includes the case where both operands are *throw-expressions*.]

3

Otherwise, if either the second or the third operand has (possibly cv-qualified) class or enumeration type, overload resolution is used to determine the conversions (if any) to be applied to the operands (13.3.1.2, 13.6). The conversions thus determined are applied, and the converted operands are used in place of the original operands for the remainder of this section.

- 4 If the second and third operands are lvalues and have the same type, the result is of that type and is an lvalue.
- 5 Otherwise, the result is an rvalue. Lvalue-to-rvalue (4.1), array-to-pointer (4.2), and function-to-pointer (4.3) standard conversions are performed on the second and third operands. After those conversions, one of the following shall hold:
- The second and third operands have the same type; the result is of that type.
 - The second and third operands have arithmetic or enumeration type; the usual arithmetic conversions are performed to bring them to a common type, and the result is of that type.
 - The second and third operands have pointer type, or one has pointer type and the other is a null pointer constant; pointer conversions (4.10) and qualification conversions (4.4) are performed to bring them to their composite pointer type (5.9). The result is of the composite pointer type.
 - The second and third operands have pointer to member type, or one has pointer to member type and the other is a null pointer constant; pointer to member conversions (4.11) and qualification conversions (4.4) are performed to bring them to a common type, whose cv-qualification shall match the cv-qualification of either the second or the third operand. The result is of the common type.

5.17 Assignment operators**[expr.ass]**

- 1 There are several assignment operators, all of which group right-to-left. All require a modifiable lvalue as their left operand, and the type of an assignment expression is that of its left operand. The result of the assignment operation is the value stored in the left operand after the assignment has taken place; the result is an lvalue.

*assignment-expression:**conditional-expression**logical-or-expression assignment-operator assignment-expression**throw-expression**assignment-operator:* one of

= *= /= %= += -= >>= <<= &= ^= |=

- 2 In simple assignment (=), the value of the expression replaces that of the object referred to by the left operand.
- 3 If the left operand is not of class type, the expression is implicitly converted (4) to the cv-unqualified type of the left operand.
- 4 If the left operand is of class type, the class shall be complete. Assignment to objects of a class is defined by the copy assignment operator (12.8, 13.5.3).
- 5 [Note: For class objects, assignment is not in general the same as initialization (8.5, 12.1, 12.6, 12.8).]
- 6 When the left operand of an assignment operator denotes a reference to T, the operation assigns to the object of type T denoted by the reference.
- 7 The behavior of an expression of the form $E1\ op=E2$ is equivalent to $E1 = E1\ op\ E2$ except that E1 is evaluated only once. In += and -=, E1 shall either have arithmetic type or be a pointer to a possibly cv-qualified completely defined object type. In all other cases, E1 shall have arithmetic type.
- 8 If the value being stored in an object is accessed from another object that overlaps in any way the storage of the first object, then the overlap shall be exact and the two objects shall have the same type, otherwise the behavior is undefined.

5.18 Comma operator**[expr.comma]**

- 1 The comma operator groups left-to-right.

expression:

assignment-expression
expression , *assignment-expression*

A pair of expressions separated by a comma is evaluated left-to-right and the value of the left expression is discarded. The lvalue-to-rvalue (4.1), array-to-pointer (4.2), and function-to-pointer (4.3) standard conversions are not applied to the left expression. All side effects (1.8) of the left expression, except for the destruction of temporaries (12.2), are performed before the evaluation of the right expression. The type and value of the result are the type and value of the right operand; the result is an lvalue if its right operand is.

- 2 In contexts where comma is given a special meaning, [*Example*: in lists of arguments to functions (5.2.2) and lists of initializers (8.5)] the comma operator as described in this clause can appear only in parentheses. [*Example*:

```
f(a, (t=3, t+2), c);
```

has three arguments, the second of which has the value 5.]

5.19 Constant expressions**[expr.const]**

- 1 In several places, C++ requires expressions that evaluate to an integral or enumeration constant: as array bounds (8.3.4, 5.3.4), as `case` expressions (6.4.2), as bit-field lengths (9.6), as enumerator initializers (7.2), as static member initializers (9.4.2), and as integral or enumeration non-type template arguments (14.3).

constant-expression:

conditional-expression

An *integral constant-expression* can involve only literals (2.13), enumerators, `const` variables or static data members of integral or enumeration types initialized with constant expressions (8.5), non-type template parameters of integral or enumeration types, and `sizeof` expressions. Floating literals (2.13.3) can appear only if they are cast to integral or enumeration types. Only type conversions to integral or enumeration types can be used. In particular, except in `sizeof` expressions, functions, class objects, pointers, or references shall not be used, and assignment, increment, decrement, function-call, or comma operators shall not be used.

- 2 Other expressions are considered *constant-expressions* only for the purpose of non-local static object initialization (3.6.2). Such constant expressions shall evaluate to one of the following:

- a null pointer value (4.10),
- a null member pointer value (4.11),
- an arithmetic constant expression,
- an address constant expression,
- a reference constant expression,
- an address constant expression for a complete object type, plus or minus an integral constant expression, or
- a pointer to member constant expression.

- 3 An *arithmetic constant expression* shall have arithmetic or enumeration type and shall only have operands that are integer literals (2.13.1), floating literals (2.13.3), enumerators, character literals (2.13.2) and `sizeof` expressions (5.3.3). Cast operators in an arithmetic constant expression shall only convert arithmetic or enumeration types to arithmetic or enumeration types, except as part of an operand to the `sizeof` operator.

- 4 An *address constant expression* is a pointer to an lvalue designating an object of static storage duration, a string literal (2.13.4), or a function. The pointer shall be created explicitly, using the unary & operator, or implicitly using a non-type template parameter of pointer type, or using an expression of array (4.2) or function (4.3) type. The subscripting operator [] and the class member access . and -> operators, the & and * unary operators, and pointer casts (except `dynamic_casts`, 5.2.7) can be used in the creation of an address constant expression, but the value of an object shall not be accessed by the use of these operators. An expression that designates the address of a member or base class of a non-POD class object (9) is not an address constant expression (12.7). Function calls shall not be used in an address constant expression, even if the function is `inline` and has a reference return type.
- 5 A *reference constant expression* is an lvalue designating an object of static storage duration, a non-type template parameter of reference type, or a function. The subscripting operator [], the class member access . and -> operators, the & and * unary operators, and reference casts (except those invoking user-defined conversion functions (12.3.2) and except `dynamic_casts` (5.2.7)) can be used in the creation of a reference constant expression, but the value of an object shall not be accessed by the use of these operators. An lvalue expression that designates a member or base class of a non-POD class object (9) is not a reference constant expression (12.7). Function calls shall not be used in a reference constant expression, even if the function is `inline` and has a reference return type.
- 6 A *pointer to member constant expression* shall be created using the unary & operator applied to a *qualified-id* operand (5.3.1), optionally preceded by a pointer to member cast (5.2.9).

6 Statements

[stmt.stmt]

- 1 Except as indicated, statements are executed in sequence.

statement:
labeled-statement
expression-statement
compound-statement
selection-statement
iteration-statement
jump-statement
declaration-statement
try-block

6.1 Labeled statement

[stmt.label]

- 1 A statement can be labeled.

labeled-statement:
identifier : *statement*
case constant-expression : *statement*
default : *statement*

An identifier label declares the identifier. The only use of an identifier label is as the target of a `goto`. The scope of a label is the function in which it appears. Labels shall not be redeclared within a function. A label can be used in a `goto` statement before its definition. Labels have their own name space and do not interfere with other identifiers.

- 2 Case labels and default labels shall occur only in switch statements.

6.2 Expression statement

[stmt.expr]

- 1 Expression statements have the form

expression-statement:
*expression*_{opt} ;

The expression is evaluated and its value is discarded. The lvalue-to-rvalue (4.1), array-to-pointer (4.2), and function-to-pointer (4.3) standard conversions are not applied to the expression. All side effects from an expression statement are completed before the next statement is executed. An expression statement with the expression missing is called a null statement. [Note: Most statements are expression statements—usually assignments or function calls. A null statement is useful to carry a label just before the `}` of a compound statement and to supply a null body to an iteration statement such as a `while` statement (6.5.1).]

6.3 Compound statement or block

[stmt.block]

- 1 So that several statements can be used where one is expected, the compound statement (also, and equivalently, called “block”) is provided.

compound-statement:
{ *statement-seq*_{opt} }

```

statement-seq:
    statement
    statement-seq statement

```

A compound statement defines a local scope (3.3). [Note: a declaration is a *statement* (6.7).]

6.4 Selection statements

[stmt.select]

- 1 Selection statements choose one of several flows of control.

```

selection-statement:
    if ( condition ) statement
    if ( condition ) statement else statement
    switch ( condition ) statement

```

```

condition:
    expression
    type-specifier-seq declarator = assignment-expression

```

In this clause, the term *substatement* refers to the contained *statement* or *statements* that appear in the syntax notation. The substatement in a *selection-statement* (both substatements, in the `else` form of the `if` statement) implicitly defines a local scope (3.3). If the substatement in a selection-statement is a single statement and not a *compound-statement*, it is as if it was rewritten to be a compound-statement containing the original substatement. [Example:

```

    if (x)
        int i;

```

can be equivalently rewritten as

```

    if (x) {
        int i;
    }

```

Thus after the `if` statement, `i` is no longer in scope.]

- 2 The rules for *conditions* apply both to *selection-statements* and to the `for` and `while` statements (6.5). The *declarator* shall not specify a function or an array. The *type-specifier-seq* shall not contain `typedef` and shall not declare a new class or enumeration.
- 3 A name introduced by a declaration in a *condition* (either introduced by the *type-specifier-seq* or the *declarator* of the condition) is in scope from its point of declaration until the end of the substatements controlled by the condition. If the name is re-declared in the outermost block of a substatement controlled by the condition, the declaration that re-declares the name is ill-formed. [Example:

```

    if (int x = f()) {
        int x; // ill-formed, redeclaration of 'x'
    }
    else {
        int x; // ill-formed, redeclaration of 'x'
    }

```

—end example]

- 4 The value of a *condition* that is an initialized declaration in a statement other than a `switch` statement is the value of the declared variable implicitly converted to type `bool`. If that conversion is ill-formed, the program is ill-formed. The value of a *condition* that is an initialized declaration in a `switch` statement is the value of the declared variable if it has integral or enumeration type, or of that variable implicitly converted to integral or enumeration type otherwise. The value of a *condition* that is an expression is the value of the expression, implicitly converted to `bool` for statements other than `switch`; if that conversion is ill-formed, the program is ill-formed. The value of the condition will be referred to as simply “the condition” where the usage is unambiguous.

- 5 If a *condition* can be syntactically resolved as either an expression or the declaration of a local name, it is interpreted as a declaration.

6.4.1 The `if` statement

[stmt.if]

- 1 If the condition (6.4) yields `true` the first substatement is executed. If the `else` part of the selection statement is present and the condition yields `false`, the second substatement is executed. In the second form of `if` statement (the one including `else`), if the first substatement is also an `if` statement then that inner `if` statement shall contain an `else` part.⁷²⁾

6.4.2 The `switch` statement

[stmt.switch]

- 1 The `switch` statement causes control to be transferred to one of several statements depending on the value of a condition.
- 2 The condition shall be of integral type, enumeration type, or of a class type for which a single conversion function to integral or enumeration type exists (12.3). If the condition is of class type, the condition is converted by calling that conversion function, and the result of the conversion is used in place of the original condition for the remainder of this section. Integral promotions are performed. Any statement within the `switch` statement can be labeled with one or more case labels as follows:

```
case constant-expression :
```

where the *constant-expression* shall be an integral *constant-expression*. The integral constant-expression (5.19) is implicitly converted to the promoted type of the `switch` condition. No two of the case constants in the same `switch` shall have the same value after conversion to the promoted type of the `switch` condition.

- 3 There shall be at most one label of the form

```
default :
```

within a `switch` statement.

- 4 `Switch` statements can be nested; a `case` or `default` label is associated with the smallest `switch` enclosing it.
- 5 When the `switch` statement is executed, its condition is evaluated and compared with each case constant. If one of the case constants is equal to the value of the condition, control is passed to the statement following the matched case label. If no case constant matches the condition, and if there is a `default` label, control passes to the statement labeled by the `default` label. If no case matches and if there is no `default` then none of the statements in the `switch` is executed.
- 6 `case` and `default` labels in themselves do not alter the flow of control, which continues unimpeded across such labels. To exit from a `switch`, see `break`, 6.6.1. [Note: usually, the substatement that is the subject of a `switch` is compound and `case` and `default` labels appear on the top-level statements contained within the (compound) substatement, but this is not required. Declarations can appear in the substatement of a *switch-statement*.]

6.5 Iteration statements

[stmt.iter]

- 1 Iteration statements specify looping.

iteration-statement:

```
while ( condition ) statement
do statement while ( expression ) ;
for ( for-init-statement conditionopt ; expressionopt ) statement
```

⁷²⁾ In other words, the `else` is associated with the nearest un-elsed `if`.

for-init-statement:
expression-statement
simple-declaration

[*Note:* a *for-init-statement* ends with a semicolon.]

- 2 The substatement in an *iteration-statement* implicitly defines a local scope (3.3) which is entered and exited each time through the loop.
- 3 If the substatement in an iteration-statement is a single statement and not a *compound-statement*, it is as if it was rewritten to be a compound-statement containing the original statement. [*Example:*

```
while (--x >= 0)
    int i;
```

can be equivalently rewritten as

```
while (--x >= 0) {
    int i;
}
```

Thus after the `while` statement, `i` is no longer in scope.]

- 4 [*Note:* The requirements on *conditions* in iteration statements are described in 6.4. —*end note*]

6.5.1 The `while` statement

[**stmt.while**]

- 1 In the `while` statement the substatement is executed repeatedly until the value of the condition (6.4) becomes `false`. The test takes place before each execution of the substatement.
- 2 When the condition of a `while` statement is a declaration, the scope of the variable that is declared extends from its point of declaration (3.3.1) to the end of the *while statement*. A `while` statement of the form

```
while (T t = x) statement
```

is equivalent to

```
label:
{
    // start of condition scope
    T t = x;
    if (t) {
        statement
        goto label;
    }
}
// end of condition scope
```

The object created in a condition is destroyed and created with each iteration of the loop. [*Example:*

```
struct A {
    int val;
    A(int i) : val(i) { }
    ~A() { }
    operator bool() { return val != 0; }
};
int i = 1;
while (A a = i) {
    //...
    i = 0;
}
```

In the `while`-loop, the constructor and destructor are each called twice, once for the condition that succeeds and once for the condition that fails.]

6.5.2 The `do` statement**[stmt.do]**

- 1 The expression is implicitly converted to `bool`; if that is not possible, the program is ill-formed.
- 2 In the `do` statement the substatement is executed repeatedly until the value of the expression becomes `false`. The test takes place after each execution of the statement.

6.5.3 The `for` statement**[stmt.for]**

- 1 The `for` statement

```
for ( for-init-statement conditionopt ; expressionopt ) statement
```

is equivalent to

```
{
    for-init-statement
    while ( condition ) {
        statement
        expression ;
    }
}
```

except that names declared in the *for-init-statement* are in the same declarative-region as those declared in the *condition*, and except that a `continue` in *statement* (not enclosed in another iteration statement) will execute *expression* before re-evaluating *condition*. [Note: Thus the first statement specifies initialization for the loop; the condition (6.4) specifies a test, made before each iteration, such that the loop is exited when the condition becomes `false`; the expression often specifies incrementing that is done after each iteration.]

- 2 Either or both of the condition and the expression can be omitted. A missing *condition* makes the implied `while` clause equivalent to `while(true)`.
- 3 If the *for-init-statement* is a declaration, the scope of the name(s) declared extends to the end of the *for-statement*. [Example:

```
int i = 42;
int a[10];

for (int i = 0; i < 10; i++)
    a[i] = i;

int j = i;          // j = 42
```

—end example]

6.6 Jump statements**[stmt.jump]**

- 1 Jump statements unconditionally transfer control.

```
jump-statement:
    break ;
    continue ;
    return expressionopt ;
    goto identifier ;
```

- 2 On exit from a scope (however accomplished), destructors (12.4) are called for all constructed objects with automatic storage duration (3.7.2) (named objects or temporaries) that are declared in that scope, in the reverse order of their declaration. Transfer out of a loop, out of a block, or back past an initialized variable with automatic storage duration involves the destruction of variables with automatic storage duration that are in scope at the point transferred from but not at the point transferred to. (See 6.7 for transfers into blocks). [Note: However, the program can be terminated (by calling `exit()` or `abort()`(18.3), for example) without destroying class objects with automatic storage duration.]

6.6.1 The `break` statement**[stmt.break]**

- 1 The `break` statement shall occur only in an *iteration-statement* or a `switch` statement and causes termination of the smallest enclosing *iteration-statement* or `switch` statement; control passes to the statement following the terminated statement, if any.

6.6.2 The `continue` statement**[stmt.cont]**

- 1 The `continue` statement shall occur only in an *iteration-statement* and causes control to pass to the loop-continuation portion of the smallest enclosing *iteration-statement*, that is, to the end of the loop. More precisely, in each of the statements

```

while (foo) {      do {      for (;;) {
  {              {              {
  // ...        // ...        // ...
  }              }              }
contin: ;      contin: ;      contin: ;
}              } while (foo);  }

```

a `continue` not contained in an enclosed iteration statement is equivalent to `goto contin`.

6.6.3 The `return` statement**[stmt.return]**

- 1 A function returns to its caller by the `return` statement.
- 2 A `return` statement without an expression can be used only in functions that do not return a value, that is, a function with the return value type `void`, a constructor (12.1), or a destructor (12.4). A `return` statement with an expression can be used only in functions returning a value; the value of the expression is returned to the caller of the function. If required, the expression is implicitly converted to the return type of the function in which it appears. A `return` statement can involve the construction and copy of a temporary object (12.2). Flowing off the end of a function is equivalent to a `return` with no value; this results in undefined behavior in a value-returning function.

6.6.4 The `goto` statement**[stmt.goto]**

- 1 The `goto` statement unconditionally transfers control to the statement labeled by the identifier. The identifier shall be a label (6.1) located in the current function.

6.7 Declaration statement**[stmt.dcl]**

- 1 A declaration statement introduces one or more new identifiers into a block; it has the form

declaration-statement:
block-declaration

If an identifier introduced by a declaration was previously declared in an outer block, the outer declaration is hidden for the remainder of the block, after which it resumes its force.

- 2 Variables with automatic storage duration (3.7.2) are initialized each time their *declaration-statement* is executed. Variables with automatic storage duration declared in the block are destroyed on exit from the block (6.6).
- 3 It is possible to transfer into a block, but not in a way that bypasses declarations with initialization. A program that jumps⁷³⁾ from a point where a local variable with automatic storage duration is not in scope to a point where it is in scope is ill-formed unless the variable has POD type (3.9) and is declared without an *initializer* (8.5). [Example:

⁷³⁾ The transfer from the condition of a `switch` statement to a `case` label is considered a jump in this respect.


```

void f()
{
    // ...
    goto lx;    // ill-formed: jump into scope of 'a'
    // ...
ly:
    X a = 1;
    // ...
lx:
    goto ly;    // ok, jump implies destructor
                // call for 'a' followed by construction
                // again immediately following label ly
}

```

—end example]

- 4 The zero-initialization (8.5) of all local objects with static storage duration (3.7.1) is performed before any other initialization takes place. A local object of POD type (3.9) with static storage duration initialized with *constant-expressions* is initialized before its block is first entered. An implementation is permitted to perform early initialization of other local objects with static storage duration under the same conditions that an implementation is permitted to statically initialize an object with static storage duration in namespace scope (3.6.2). Otherwise such an object is initialized the first time control passes through its declaration; such an object is considered initialized upon the completion of its initialization. If the initialization exits by throwing an exception, the initialization is not complete, so it will be tried again the next time control enters the declaration. If control re-enters the declaration (recursively) while the object is being initialized, the behavior is undefined. [Example:

```

int foo(int i)
{
    static int s = foo(2*i); // recursive call - undefined
    return i+1;
}

```

—end example]

- 5 The destructor for a local object with static storage duration will be executed if and only if the variable was constructed. [Note: 3.6.3 describes the order in which local objects with static storage duration are destroyed.]

6.8 Ambiguity resolution

[stmt.ambig]

- 1 There is an ambiguity in the grammar involving *expression-statements* and *declarations*: An *expression-statement* with a function-style explicit type conversion (5.2.3) as its leftmost subexpression can be indistinguishable from a *declaration* where the first *declarator* starts with a (. In those cases the *statement* is a *declaration*. [Note: To disambiguate, the whole *statement* might have to be examined to determine if it is an *expression-statement* or a *declaration*. This disambiguates many examples. [Example: assuming T is a *simple-type-specifier* (7.1.5),

```

T(a)->m = 7;    // expression-statement
T(a)++;        // expression-statement
T(a,5)<<c;      // expression-statement

T(*d)(int);    // declaration
T(e)[5];       // declaration
T(f) = { 1, 2 }; // declaration
T(*g)(double(3)); // declaration

```

In the last example above, g, which is a pointer to T, is initialized to double(3). This is of course ill-formed for semantic reasons, but that does not affect the syntactic analysis. —end example]

- 2 The remaining cases are *declarations*. [Example:

```
class T {
    // ...
public:
    T();
    T(int);
    T(int, int);
};
T(a);           // declaration
T(*b)();       // declaration
T(c)=7;        // declaration
T(d),e,f=3;    // declaration
extern int h;
T(g)(h,2);     // declaration
```

—end example] —end note]

- 3 The disambiguation is purely syntactic; that is, the meaning of the names occurring in such a statement, beyond whether they are *type-names* or not, is not generally used in or changed by the disambiguation. Class templates are instantiated as necessary to determine if a qualified name is a *type-name*. Disambiguation precedes parsing, and a statement disambiguated as a declaration may be an ill-formed declaration. If, during parsing, a name in a template parameter is bound differently than it would be bound during a trial parse, the program is ill-formed. No diagnostic is required. [Note: This can occur only when the name is declared earlier in the declaration.] [Example:

```
struct T1 {
    T1 operator()(int x) { return T1(x); }
    int operator=(int x) { return x; }
    T1(int) { }
};
struct T2 { T2(int){ } };
int a, ((*b)(T2))(int), c, d;

void f() {
    // disambiguation requires this to be parsed
    // as a declaration
    T1(a) = 3,
    T2(4),
    ((*b)(T2(c)))(int(d)); // T2 will be declared as
                           // a variable of type T1
                           // but this will not allow
                           // the last part of the
                           // declaration to parse
                           // properly since it depends
                           // on T2 being a type-name
}
```

—end example]

7 Declarations

[dcl.dcl]

- 1 Declarations specify how names are to be interpreted. Declarations have the form

declaration-seq:
declaration
declaration-seq declaration

declaration:
block-declaration
function-definition
template-declaration
explicit-instantiation
explicit-specialization
linkage-specification
namespace-definition

block-declaration:
simple-declaration
asm-definition
namespace-alias-definition
using-declaration
using-directive

simple-declaration:
*decl-specifier-seq*_{opt} *init-declarator-list*_{opt} ;

[*Note:* *asm-definitions* are described in 7.4, and *linkage-specifications* are described in 7.5. *Function-definitions* are described in 8.4 and *template-declarations* are described in 14. *Namespace-definitions* are described in 7.3.1, *using-declarations* are described in 7.3.3 and *using-directives* are described in 7.3.4.]
The *simple-declaration*

*decl-specifier-seq*_{opt} *init-declarator-list*_{opt} ;

is divided into two parts: *decl-specifiers*, the components of a *decl-specifier-seq*, are described in 7.1 and *declarators*, the components of an *init-declarator-list*, are described in 8.

- 2 A declaration occurs in a scope (3.3); the scope rules are summarized in 3.4. A declaration that declares a function or defines a class, namespace, template, or function also has one or more scopes nested within it. These nested scopes, in turn, can have declarations nested within them. Unless otherwise stated, utterances in this clause about components in, of, or contained by a declaration or subcomponent thereof refer only to those components of the declaration that are *not* nested within scopes nested within the declaration.
- 3 In a *simple-declaration*, the optional *init-declarator-list* can be omitted only when declaring a class (9) or enumeration (7.2), that is, when the *decl-specifier-seq* contains either a *class-specifier*, an *elaborated-type-specifier* with a *class-key* (9.1), or an *enum-specifier*. In these cases and whenever a *class-specifier* or *enum-specifier* is present in the *decl-specifier-seq*, the identifiers in these specifiers are among the names being declared by the declaration (as *class-names*, *enum-names*, or *enumerators*, depending on the syntax). In such cases, and except for the declaration of an unnamed bit-field (9.6), the *decl-specified-seq* shall introduce one or more names into the program, or shall redeclare a name introduced by a previous declaration.
[*Example:*

```
enum { };           // ill-formed
typedef class { }; // ill-formed
```

—end example]

- 4 Each *init-declarator* in the *init-declarator-list* contains exactly one *declarator-id*, which is the name declared by that *init-declarator* and hence one of the names declared by the declaration. The *type-specifiers* (7.1.5) in the *decl-specifier-seq* and the recursive *declarator* structure of the *init-declarator* describe a type (8.3), which is then associated with the name being declared by the *init-declarator*.
- 5 If the *decl-specifier-seq* contains the `typedef` specifier, the declaration is called a *typedef declaration* and the name of each *init-declarator* is declared to be a *typedef-name*, synonymous with its associated type (7.1.3). If the *decl-specifier-seq* contains no `typedef` specifier, the declaration is called a *function declaration* if the type associated with the name is a function type (8.3.5) and an *object declaration* otherwise.
- 6 Syntactic components beyond those found in the general form of declaration are added to a function declaration to make a *function-definition*. An object declaration, however, is also a definition unless it contains the `extern` specifier and has no initializer (3.1). A definition causes the appropriate amount of storage to be reserved and any appropriate initialization (8.5) to be done.
- 7 Only in function declarations for constructors, destructors, and type conversions can the *decl-specifier-seq* be omitted.⁷⁴⁾

7.1 Specifiers

[dcl.spec]

- 1 The specifiers that can be used in a declaration are

```
decl-specifier:
    storage-class-specifier
    type-specifier
    function-specifier
    friend
    typedef

decl-specifier-seq:
    decl-specifier-seqopt decl-specifier
```

- 2 The longest sequence of *decl-specifiers* that could possibly be a type name is taken as the *decl-specifier-seq* of a *declaration*. The sequence shall be self-consistent as described below. [Example:

```
typedef char* Pc;
static Pc;           // error: name missing
```

Here, the declaration `static Pc` is ill-formed because no name was specified for the static variable of type `Pc`. To get a variable called `Pc`, a *type-specifier* (other than `const` or `volatile`) has to be present to indicate that the *typedef-name* `Pc` is the name being (re)declared, rather than being part of the *decl-specifier* sequence. For another example,

```
void f(const Pc);    // void f(char* const) (not const char*)
void g(const int Pc); // void g(const int)
```

—end example]

- 3 [Note: since `signed`, `unsigned`, `long`, and `short` by default imply `int`, a *type-name* appearing after one of those specifiers is treated as the name being (re)declared. [Example:

```
void h(unsigned Pc); // void h(unsigned int)
void k(unsigned int Pc); // void k(unsigned int)
```

⁷⁴⁾ The “implicit int” rule of C is no longer supported.

—end example] —end note]

7.1.1 Storage class specifiers

[dcl.stc]

1 The storage class specifiers are

```
storage-class-specifier:
    auto
    register
    static
    extern
    mutable
```

At most one *storage-class-specifier* shall appear in a given *decl-specifier-seq*. If a *storage-class-specifier* appears in a *decl-specifier-seq*, there can be no `typedef` specifier in the same *decl-specifier-seq* and the *init-declarator-list* of the declaration shall not be empty (except for global anonymous unions, which shall be declared `static` (9.5)). The *storage-class-specifier* applies to the name declared by each *init-declarator* in the list and not to any names declared by other specifiers. A *storage-class-specifier* shall not be specified in an explicit specialization (14.7.3) or an explicit instantiation (14.7.2) directive.

2 The `auto` or `register` specifiers can be applied only to names of objects declared in a block (6.3) or to function parameters (8.4). They specify that the named object has automatic storage duration (3.7.2). An object declared without a *storage-class-specifier* at block scope or declared as a function parameter has automatic storage duration by default. [Note: hence, the `auto` specifier is almost always redundant and not often used; one use of `auto` is to distinguish a *declaration-statement* from an *expression-statement* (6.2) explicitly. —end note]

3 A `register` specifier has the same semantics as an `auto` specifier together with a hint to the implementation that the object so declared will be heavily used. [Note: the hint can be ignored and in most implementations it will be ignored if the address of the object is taken. —end note]

4 The `static` specifier can be applied only to names of objects and functions and to anonymous unions (9.5). There can be no `static` function declarations within a block, nor any `static` function parameters. A `static` specifier used in the declaration of an object declares the object to have static storage duration (3.7.1). A `static` specifier can be used in declarations of class members; 9.4 describes its effect. For the linkage of a name declared with a `static` specifier, see 3.5.

5 The `extern` specifier can be applied only to the names of objects and functions. The `extern` specifier cannot be used in the declaration of class members or function parameters. For the linkage of a name declared with an `extern` specifier, see 3.5.

6 A name declared in a namespace scope without a *storage-class-specifier* has external linkage unless it has internal linkage because of a previous declaration and provided it is not declared `const`. Objects declared `const` and not explicitly declared `extern` have internal linkage.

7 The linkages implied by successive declarations for a given entity shall agree. That is, within a given scope, each declaration declaring the same object name or the same overloading of a function name shall imply the same linkage. Each function in a given set of overloaded functions can have a different linkage, however. [Example:

```
static char* f(); // f() has internal linkage
char* f()        // f() still has internal linkage
    { /* ... */ }

char* g();       // g() has external linkage
static char* g() // error: inconsistent linkage
    { /* ... */ }

void h();
inline void h(); // external linkage
```

```

inline void l();
void l();           // external linkage

inline void m();
extern void m();   // external linkage

static void n();
inline void n();  // internal linkage

static int a;     // 'a' has internal linkage
int a;           // error: two definitions

static int b;     // 'b' has internal linkage
extern int b;     // 'b' still has internal linkage

int c;           // 'c' has external linkage
static int c;    // error: inconsistent linkage

extern int d;     // 'd' has external linkage
static int d;    // error: inconsistent linkage

```

—end example]

- 8 The name of a declared but undefined class can be used in an `extern` declaration. Such a declaration, however, cannot be used before the class has been defined. [Example:

```

struct S;
extern S a;
extern S f();
extern void g(S);

void h()
{
    g(a);           // error: S undefined
    f();           // error: S undefined
}

```

—end example] The mutable specifier can be applied only to names of class data members (9.2) and cannot be applied to names declared `const` or `static`. [Example:

```

class X {
    mutable const int* p;   // ok
    mutable int* const q;  // ill-formed
};

```

—end example]

- 9 The mutable specifier on a class data member nullifies a `const` specifier applied to the containing class object and permits modification of the mutable class member even though the rest of the object is *const* (7.1.5.1).

7.1.2 Function specifiers

[**dcl.fct.spec**]

- 1 *Function-specifiers* can be used only in function declarations.

```

function-specifier:
    inline
    virtual
    explicit

```

- 2 A function declaration (8.3.5, 9.3, 11.4) with an `inline` specifier declares an *inline function*. The `inline` specifier indicates to the implementation that inline substitution of the function body at the point of call is

to be preferred to the usual function call mechanism. An implementation is not required to perform this inline substitution at the point of call; however, even if this inline substitution is omitted, the other rules for inline functions defined by this subclause shall still be respected.

- 3 A function defined within a class definition is an inline function. The `inline` specifier shall not appear on a block scope function declaration.⁷⁵⁾
- 4 An inline function shall be defined in every translation unit in which it is used and shall have exactly the same definition in every case (3.2). [Note: a call to the inline function may be encountered before its definition appears in the translation unit.] If a function with external linkage is declared inline in one translation unit, it shall be declared inline in all translation units in which it appears; no diagnostic is required. [Note: a static local variable in an extern inline function always refers to the same object.]
- 5 The `virtual` specifier shall only be used in declarations of nonstatic class member functions that appear within a *member-specification* of a class declaration; see 10.3.
- 6 The `explicit` specifier shall be used only in declarations of constructors within a class declaration; see 12.3.1.

7.1.3 The `typedef` specifier

[**dcl.typedef**]

- 1 Declarations containing the *decl-specifier* `typedef` declare identifiers that can be used later for naming fundamental (3.9.1) or compound (3.9.2) types. The `typedef` specifier shall not be used in a *function-definition* (8.4), and it shall not be combined in a *decl-specifier-seq* with any other kind of specifier except a *type-specifier*.

typedef-name:
identifier

A name declared with the `typedef` specifier becomes a *typedef-name*. Within the scope of its declaration, a *typedef-name* is syntactically equivalent to a keyword and names the type associated with the identifier in the way described in 8. A *typedef-name* is thus a synonym for another type. A *typedef-name* does not introduce a new type the way a class declaration (9.1) or enum declaration does. [Example: after

```
typedef int MILES, *KCLICKSP;
```

the constructions

```
MILES distance;
extern KCLICKSP metricp;
```

are all correct declarations; the type of `distance` is `int`; that of `metricp` is “pointer to `int`.”]

- 2 In a given scope, a `typedef` specifier can be used to redefine the name of any type declared in that scope to refer to the type to which it already refers. [Example:

```
typedef struct s { /* ... */ } s;
typedef int I;
typedef int I;
typedef I I;
```

—end example]

- 3 In a given scope, a `typedef` specifier shall not be used to redefine the name of any type declared in that scope to refer to a different type. [Example:

```
class complex { /* ... */ };
typedef int complex; // error: redefinition
```

—end example] Similarly, in a given scope, a class or enumeration shall not be declared with the same name as a *typedef-name* that is declared in that scope and refers to a type other than the class or enumeration itself. [Example:

⁷⁵⁾ The `inline` keyword has no effect on the linkage of a function.

```
typedef int complex;
class complex { /* ... */ }; // error: redefinition
```

—end example]

- 4 A *typedef-name* that names a class is a *class-name* (9.1). The *typedef-name* shall not be used after a class, struct, or union prefix and not in the names for constructors and destructors within the class declaration itself. [Example:

```
struct S {
    S();
    ~S();
};

typedef struct S T;

S a = T(); // ok
struct T * p; // error
```

—end example]

- 5 If the typedef declaration defines an unnamed class (or enum), the first *typedef-name* declared by the declaration to be that class type (or enum type) is used to denote the class type (or enum type) for linkage purposes only (3.5). [Example:

```
typedef struct { } *ps, S; // 'S' is the class name for linkage purposes
```

—end example] If the *typedef-name* is used where a *class-name* (or *enum-name*) is required, the program is ill-formed. [Example:

```
typedef struct {
    S(); // error: requires a return type since S is
        // an ordinary member function, not a constructor
} S;
```

—end example]

7.1.4 The friend specifier

[dcl.friend]

- 1 The friend specifier is used to specify access to class members; see 11.4.

7.1.5 Type specifiers

[dcl.type]

- 1 The type-specifiers are

```
type-specifier:
    simple-type-specifier
    class-specifier
    enum-specifier
    elaborated-type-specifier
    cv-qualifier
```

As a general rule, at most one *type-specifier* is allowed in the complete *decl-specifier-seq* of a *declaration*. The only exceptions to this rule are the following:

- 2
- `const` or `volatile` can be combined with any other *type-specifier*. However, redundant cv-qualifiers are prohibited except when introduced through the use of typedefs (7.1.3) or template type arguments (14.3), in which case the redundant cv-qualifiers are ignored.
 - `signed` or `unsigned` can be combined with `char`, `long`, `short`, or `int`.
 - `short` or `long` can be combined with `int`.
 - `long` can be combined with `double`.

3 At least one *type-specifier* that is not a *cv-qualifier* is required in a declaration unless it declares a constructor, destructor or type conversion operator.⁷⁶⁾

4 [Note: *class-specifiers* and *enum-specifiers* are discussed in 9 and 7.2, respectively. The remaining *type-specifiers* are discussed in the rest of this section.]

7.1.5.1 The *cv-qualifiers*

[**dcl.type.cv**]

1 There are two *cv-qualifiers*, `const` and `volatile`. If a *cv-qualifier* appears in a *decl-specifier-seq*, the *init-declarator-list* of the declaration shall not be empty. [Note: 3.9.3 describes how *cv-qualifiers* affect object and function types.]

2 An object declared with a *const-qualified* type has internal linkage unless it is explicitly declared `extern` or unless it was previously declared to have external linkage. A variable of *const-qualified* integral or enumeration type initialized by an integral constant expression can be used in integral constant expressions (5.19). [Note: as described in 8.5, the definition of an object or subobject of *const-qualified* type must specify an initializer or be subject to default-initialization.]

3 A pointer or reference to a *cv-qualified* type need not actually point or refer to a *cv-qualified* object, but it is treated as if it does; a *const-qualified* access path cannot be used to modify an object even if the object referenced is a non-*const* object and can be modified through some other access path. [Note: *cv-qualifiers* are supported by the type system so that they cannot be subverted without casting (5.2.11).]

4 Except that any class member declared `mutable` (7.1.1) can be modified, any attempt to modify a *const* object during its lifetime (3.8) results in undefined behavior.

5 [Example:

```
const int ci = 3; // cv-qualified (initialized as required)
ci = 4;          // ill-formed: attempt to modify const

int i = 2;      // not cv-qualified
const int* cip; // pointer to const int
cip = &i;       // okay: cv-qualified access path to unqualified
*cip = 4;       // ill-formed: attempt to modify through ptr to const

int* ip;
ip = const_cast<int*>(cip); // cast needed to convert const int* to int*
*ip = 4;                  // defined: *ip points to i, a non-const object

const int* ciq = new const int (3); // initialized as required
int* iq = const_cast<int*>(ciq);    // cast required
*iq = 4;                          // undefined: modifies a const object
```

6 For another example

```
class X {
public:
    mutable int i;
    int j;
};

class Y {
public:
    X x;
    Y();
};
```

⁷⁶⁾ There is no special provision for a *decl-specifier-seq* that lacks a *type-specifier* or that has a *type-specifier* that only specifies *cv-qualifiers*. The “implicit int” rule of C is no longer supported.

```

const Y y;
y.x.i++;           // well-formed: mutable member can be modified
y.x.j++;           // ill-formed: const-qualified member modified
Y* p = const_cast<Y*>(&y); // cast away const-ness of y
p->x.i = 99;        // well-formed: mutable member can be modified
p->x.j = 99;        // undefined: modifies a const member

```

—*end example*]

- 7 [Note: `volatile` is a hint to the implementation to avoid aggressive optimization involving the object because the value of the object might be changed by means undetectable by an implementation. See 1.8 for detailed semantics. In general, the semantics of `volatile` are intended to be the same in C++ as they are in C.]

7.1.5.2 Simple type specifiers

[**dcl.type.simple**]

- 1 The simple type specifiers are

simple-type-specifier:

```

: :opt nested-name-specifieropt type-name
char
wchar_t
bool
short
int
long
signed
unsigned
float
double
void

```

type-name:

```

class-name
enum-name
typedef-name

```

The *simple-type-specifiers* specify either a previously-declared user-defined type or one of the fundamental types (3.9.1). Table 7 summarizes the valid combinations of *simple-type-specifiers* and the types they specify.

Table 7—*simple-type-specifiers* and the types they specify

Specifier(s)	Type
<i>type-name</i>	the type named
char	“char”
unsigned char	“unsigned char”
signed char	“signed char”
bool	“bool”
unsigned	“unsigned int”
unsigned int	“unsigned int”
signed	“int”
signed int	“int”
int	“int”
unsigned short int	“unsigned short int”
unsigned short	“unsigned short int”
unsigned long int	“unsigned long int”
unsigned long	“unsigned long int”
signed long int	“long int”
signed long	“long int”
long int	“long int”
long	“long int”
signed short int	“short int”
signed short	“short int”
short int	“short int”
short	“short int”
wchar_t	“wchar_t”
float	“float”
double	“double”
long double	“long double”
void	“void”

When multiple *simple-type-specifiers* are allowed, they can be freely intermixed with other *decl-specifiers* in any order. It is implementation-defined whether bit-fields and objects of char type are represented as signed or unsigned quantities. The signed specifier forces char objects and bit-fields to be signed; it is redundant with other integral types.

7.1.5.3 Elaborated type specifiers

[dcl.type.elab]

1

elaborated-type-specifier:

class-key :: _{opt} *nested-name-specifier* _{opt} *identifier*

enum :: _{opt} *nested-name-specifier* _{opt} *identifier*

typename :: _{opt} *nested-name-specifier* *identifier*

typename :: _{opt} *nested-name-specifier* *identifier* < *template-argument-list* >

2

If an *elaborated-type-specifier* is the sole constituent of a declaration, the declaration is ill-formed unless it is an explicit specialization (14.7.3), an explicit instantiation (14.7.2) or it has one of the following forms:

— *class-key identifier* ;

3

— friend *class-key identifier* ;

4 — friend *class-key* ::*identifier* ;
 friend *class-key* *nested-name-specifier* *identifier* ;

5 3.4.4 describes how name look up proceeds for the *identifier* in an *elaborated-type-specifier*. If the *identifier* resolves to a *class-name* or *enum-name*, the *elaborated-type-specifier* introduces it into the declaration the same way a *simple-type-specifier* introduces its *type-name*. If the *identifier* resolves to a *typedef-name* or a template *type-parameter*, the *elaborated-type-specifier* is ill-formed. [Note: this implies that, within a class template with a template *type-parameter* T, the declaration

```
friend class T;
```

is ill-formed.] If name look up does not find a declaration for the name, the *elaborated-type-specifier* is ill-formed unless it is of the simple form *class-key identifier* in which case the *identifier* is declared as described in 3.3.1.

6 The *class-key* or *enum* keyword present in the *elaborated-type-specifier* shall agree in kind with the declaration to which the name in the *elaborated-type-specifier* refers. This rule also applies to the form of *elaborated-type-specifier* that declares a *class-name* or *friend* class since it can be construed as referring to the definition of the class. Thus, in any *elaborated-type-specifier*, the *enum* keyword shall be used to refer to an enumeration (7.2), the *union class-key* shall be used to refer to a union (9), and either the *class* or *struct class-key* shall be used to refer to a class (9) declared using the *class* or *struct class-key*.

7.2 Enumeration declarations

[dcl.enum]

1 An enumeration is a distinct type (3.9.1) with named constants. Its name becomes an *enum-name*, within its scope.

```
enum-name:
    identifier

enum-specifier:
    enum identifieropt { enumerator-listopt }

enumerator-list:
    enumerator-definition
    enumerator-list , enumerator-definition

enumerator-definition:
    enumerator
    enumerator = constant-expression

enumerator:
    identifier
```

The identifiers in an *enumerator-list* are declared as constants, and can appear wherever constants are required. If no *enumerator-definitions* with = appear, then the values of the corresponding constants begin at zero and increase by one as the *enumerator-list* is read from left to right. An *enumerator-definition* with = gives the associated *enumerator* the value indicated by the *constant-expression*; subsequent *enumerators* without initializers continue the progression from the assigned value. The *constant-expression* shall be of integral or enumeration type.

2 [Example:

```
enum { a, b, c=0 };
enum { d, e, f=e+2 };
```

defines a, c, and d to be zero, b and e to be 1, and f to be 3.]

3 The point of declaration for an enumerator is immediately after its *enumerator-definition*. [Example:

```
const int x = 12;
{ enum { x = x }; }
```

Here, the enumerator `x` is initialized with the value of the constant `x`, namely 12.]

4 Each enumeration defines a type that is different from all other types. The type of an enumerator is its enumeration.

5 The *underlying type* of an enumeration is an integral type that can represent all the enumerator values defined in the enumeration. It is implementation-defined which integral type is used as the underlying type for an enumeration except that the underlying type shall not be larger than `int` unless the value of an enumerator cannot fit in an `int` or `unsigned int`. If the *enumerator-list* is empty, the underlying type is as if the enumeration had a single enumerator with value 0. The value of `sizeof()` applied to an enumeration type, an object of enumeration type, or an enumerator, is the value of `sizeof()` applied to the underlying type.

6 For an enumeration where e_{\min} is the smallest enumerator and e_{\max} is the largest, the values of the enumeration are the values of the underlying type in the range b_{\min} to b_{\max} , where b_{\min} and b_{\max} are, respectively, the smallest and largest values of the smallest bit-field that can store e_{\min} and e_{\max} .⁷⁷⁾ It is possible to define an enumeration that has values not defined by any of its enumerators.

7 Two enumeration types are layout-compatible if they have the same *underlying type*.

8 The value of an enumerator or an object of an enumeration type is converted to an integer by integral promotion (4.5). [Example:

```
enum color { red, yellow, green=20, blue };
color col = red;
color* cp = &col;
if (*cp == blue) // ...
```

makes `color` a type describing various colors, and then declares `col` as an object of that type, and `cp` as a pointer to an object of that type. The possible values of an object of type `color` are `red`, `yellow`, `green`, `blue`; these values can be converted to the integral values 0, 1, 20, and 21. Since enumerations are distinct types, objects of type `color` can be assigned only values of type `color`.

```
color c = 1; // error: type mismatch,
            // no conversion from int to color

int i = yellow; // ok: yellow converted to integral value 1
               // integral promotion
```

See also C.3.]

9 An expression of arithmetic or enumeration type can be converted to an enumeration type explicitly. The value is unchanged if it is in the range of enumeration values of the enumeration type; otherwise the resulting enumeration value is unspecified.

10 The *enum-name* and each enumerator declared by an *enum-specifier* is declared in the scope that immediately contains the *enum-specifier*. These names obey the scope rules defined for all names in (3.3) and (3.4). An enumerator declared in class scope can be referred to using the class member access operators (`::`, `.` (dot) and `->` (arrow)), see 5.2.5. [Example:

⁷⁷⁾ On a two's-complement machine, b_{\max} is the smallest value greater than or equal to $\max(\text{abs}(e_{\min})-1, \text{abs}(e_{\max}))$ of the form $2^m - 1$; b_{\min} is zero if e_{\min} is non-negative and $-(b_{\max} + 1)$ otherwise.

```

class X {
public:
    enum direction { left='l', right='r' };
    int f(int i)
        { return i==left ? 0 : i==right ? 1 : 2; }
};

void g(X* p)
{
    direction d;          // error: 'direction' not in scope
    int i;
    i = p->f(left);       // error: 'left' not in scope
    i = p->f(X::right);   // ok
    i = p->f(p->left);     // ok
    // ...
}

```

—end example]

7.3 Namespaces

[basic.namespace]

- 1 A namespace is an optionally-named declarative region. The name of a namespace can be used to access entities declared in that namespace; that is, the members of the namespace. Unlike other declarative regions, the definition of a namespace can be split over several parts of one or more translation units.
- 2 A name declared outside all named namespaces, blocks (6.3) and classes (9) has global namespace scope (3.3.5).

7.3.1 Namespace definition

[namespace.def]

- 1 The grammar for a *namespace-definition* is

```

namespace-name:
    original-namespace-name
    namespace-alias
original-namespace-name:
    identifier

namespace-definition:
    named-namespace-definition
    unnamed-namespace-definition

named-namespace-definition:
    original-namespace-definition
    extension-namespace-definition

original-namespace-definition:
    namespace identifier { namespace-body }

extension-namespace-definition:
    namespace original-namespace-name { namespace-body }

unnamed-namespace-definition:
    namespace { namespace-body }

namespace-body:
    declaration-seqopt

```

- 2 The *identifier* in an *original-namespace-definition* shall not have been previously defined in the declarative region in which the *original-namespace-definition* appears. The *identifier* in an *original-namespace-definition* is the name of the namespace. Subsequently in that declarative region, it is treated as an

original-namespace-name.

- 3 The *original-namespace-name* in an *extension-namespace-definition* shall have previously been defined in an *original-namespace-definition* in the same declarative region.
- 4 Every *namespace-definition* shall appear in the global scope or in a namespace scope (3.3.5).
- 5 Because a *namespace-definition* contains *declarations* in its *namespace-body* and a *namespace-definition* is itself a *declaration*, it follows that *namespace-definitions* can be nested. [Example:

```
namespace Outer {
    int i;
    namespace Inner {
        void f() { i++; } // Outer::i
        int i;
        void g() { i++; } // Inner::i
    }
}
```

—end example]

7.3.1.1 Unnamed namespaces

[namespace.unnamed]

- 1 An *unnamed-namespace-definition* behaves as if it were replaced by

```
namespace unique { /* empty body */ }
using namespace unique;
namespace unique { namespace-body }
```

where all occurrences of **unique** in a translation unit are replaced by the same identifier and this identifier differs from all other identifiers in the entire program.⁷⁸⁾ [Example:

```
namespace { int i; } // unique::i
void f() { i++; } // unique::i++

namespace A {
    namespace {
        int i; // A::unique::i
        int j; // A::unique::j
    }
    void g() { i++; } // A::unique::i++
}

using namespace A;
void h() {
    i++; // error: unique::i or A::unique::i
    A::i++; // A::unique::i
    j++; // A::unique::j
}
```

—end example]

- 2 The use of the `static` keyword is deprecated when declaring objects in a namespace scope (see Annex D); the *unnamed-namespace* provides a superior alternative.

⁷⁸⁾ Although entities in an unnamed namespace might have external linkage, they are effectively qualified by a name unique to their translation unit and therefore can never be seen from any other translation unit.

7.3.1.2 Namespace member definitions

[namespace.memdef]

- 1 Members of a namespace can be defined within that namespace. [*Example:*

```
namespace X {
    void f() { /* ... */ }
}
```

—*end example*]

- 2 Members of a named namespace can also be defined outside that namespace by explicit qualification (3.4.3.2) of the name being defined, provided that the entity being defined was already declared in the namespace and the definition appears after the point of declaration in a namespace that encloses the declaration's namespace. [*Example:*

```
namespace Q {
    namespace V {
        void f();
    }
    void V::f() { /* ... */ } // fine
    void V::g() { /* ... */ } // error: g() is not yet a member of V
    namespace V {
        void g();
    }
}

namespace R {
    void Q::V::g() { /* ... */ } // error: R doesn't enclose Q
}
```

—*end example*]

- 3 Every name first declared in a namespace is a member of that namespace. If a friend declaration in a non-local class first declares a class or function⁷⁹⁾ the friend class or function is a member of the innermost enclosing namespace. The name of the friend is not found by simple name lookup until a matching declaration is provided in that namespace scope (either before or after the class declaration granting friendship). If a friend function is called, its name may be found by the name lookup that considers functions from namespaces associated with the types of the function arguments (3.4.2). When looking for a prior declaration of a class or a function declared as a friend, scopes outside the innermost enclosing namespace scope are not considered. [*Example:*

⁷⁹⁾ this implies that the name of the class or function is unqualified.


```

// Assume f and g have not yet been defined.
friend void h(int);
namespace A {
    class X {
        friend void f(X); // A::f is a friend
        class Y {
            friend void g(); // A::g is a friend
            friend void h(int); // A::h is a friend
            // ::h not considered
        };
    };

    // A::f, A::g and A::h are not visible here
    void f(X) { /* ... */ // definition of A::f
    X x;
    void g() { f(x); } // definition of A::g
    void h(int) { /* ... */ // definition of A::h
    // A::f, A::g and A::h are visible here and known to be friends
}

using A::x;

void h()
{
    A::f(x);
    A::X::f(x); // error: f is not a member of A::X
    A::X::Y::g(); // error: g is not a member of A::X::Y
}

```

—end example]

7.3.2 Namespace alias

[namespace.alias]

- 1 A *namespace-alias-definition* declares an alternate name for a namespace according to the following grammar:

namespace-alias:
identifier

namespace-alias-definition:
 namespace *identifier* = *qualified-namespace-specifier* ;

qualified-namespace-specifier:
 ::_{opt} *nested-name-specifier*_{opt} *namespace-name*

- 2 The *identifier* in a *namespace-alias-definition* is a synonym for the name of the namespace denoted by the *qualified-namespace-specifier* and becomes a *namespace-alias*. [Note: when looking up a *namespace-name* in a *namespace-alias-definition*, only namespace names are considered, see 3.4.6.]
- 3 In a declarative region, a *namespace-alias-definition* can be used to redefine a *namespace-alias* declared in that declarative region to refer to the namespace to which it already refers. [Example: the following declarations are well-formed:

```

namespace Company_with_very_long_name { /* ... */ }
namespace CWVLN = Company_with_very_long_name;
namespace CWVLN = Company_with_very_long_name; // ok: duplicate
namespace CWVLN = CWVLN;

```

—end example]

- 4 A *namespace-name* or *namespace-alias* shall not be declared as the name of any other entity in the same declarative region. A *namespace-name* defined at global scope shall not be declared as the name of any other entity in any global scope of the program. No diagnostic is required for a violation of this rule by declarations in different translation units.

7.3.3 The `using` declaration

[namespace.udecl]

- 1 A *using-declaration* introduces a name into the declarative region in which the *using-declaration* appears. That name is a synonym for the name of some entity declared elsewhere. A name specified in a *using-declaration* in a class or namespace scope shall not already be a member of that scope.

using-declaration:

```
using typenameopt ::opt nested-name-specifier unqualified-id ;
using :: unqualified-id ;
```

- 2 The member name specified in a *using-declaration* is declared in the declarative region in which the *using-declaration* appears. [Note: only the specified name is so declared; specifying an enumeration name in a *using-declaration* does not declare its enumerators in the *using-declaration*'s declarative region.]

- 3 Every *using-declaration* is a *declaration* and a *member-declaration* and so can be used in a class definition. [Example:

```
struct B {
    void f(char);
    void g(char);
    enum E { e };
    union { int x; };
};

struct D : B {
    using B::f;
    void f(int) { f('c'); } // calls B::f(char)
    void g(int) { g('c'); } // recursively calls D::g(int)
};
```

—end example]

- 4 A *using-declaration* used as a *member-declaration* shall refer to a member of a base class of the class being defined, shall refer to a member of an anonymous union that is a member of a base class of the class being defined, or shall refer to an enumerator for an enumeration type that is a member of a base class of the class being defined. [Example:

```
class C {
    int g();
};

class D2 : public B {
    using B::f; // ok: B is a base of D2
    using B::e; // ok: e is an enumerator of base B
    using B::x; // ok: x is a union member of base B
    using C::g; // error: C isn't a base of D2
};
```

—end example] [Note: since constructors and destructors do not have names, a *using-declaration* cannot refer to a constructor or a destructor for a base class. A *using-declaration* can refer to a base class copy-assignment operator; however, this copy-assignment operator is never used as the copy-assignment operator for the derived class that contains the *using-declaration* (13.5.3).]

- 5 A *using-declaration* for a member shall be a *member-declaration*. [Example:

```

struct X {
    int i;
    static int s;
};

void f()
{
    using X::i; // error: X::i is a class member
                // and this is not a member declaration.
    using X::s; // error: X::s is a class member
                // and this is not a member declaration.
}

```

—end example]

- 6 Members declared by a *using-declaration* can be referred to by explicit qualification just like other member names (3.4.3.2). In a *using-declaration*, a prefix `::` refers to the global namespace. [Example:

```

void f();

namespace A {
    void g();
}

namespace X {
    using ::f; // global f
    using A::g; // A's g
}

void h()
{
    X::f(); // calls ::f
    X::g(); // calls A::g
}

```

—end example]

- 7 A *using-declaration* is a *declaration* and can therefore be used repeatedly where (and only where) multiple declarations are allowed. [Example:

```

namespace A {
    int i;
}

namespace A1 {
    using A::i;
    using A::i; // ok: double declaration
}

void f()
{
    using A::i;
    using A::i; // error: double declaration
}

```

```

class B {
public:
    int i;
};

class X : public B {
    using B::i;
    using B::i; // error: double member declaration
};

```

—end example]

- 8 The entity declared by a *using-declaration* shall be known in the context using it according to its definition at the point of the *using-declaration*. Definitions added to the namespace after the *using-declaration* are not considered when a use of the name is made. [Example:

```

namespace A {
    void f(int);
}

using A::f; // f is a synonym for A::f;
           // that is, for A::f(int).

namespace A {
    void f(char);
}

void foo()
{
    f('a'); // calls f(int),
           // even though f(char) exists.
}

void bar()
{
    using A::f; // f is a synonym for A::f;
               // that is, for A::f(int) and A::f(char).
    f('a'); // calls f(char)
}

```

—end example]

- 9 A name declared by a *using-declaration* is an alias for its original declarations so that the *using-declaration* does not affect the type, linkage or other attributes of the members referred to.
- 10 If the set of declarations and *using-declarations* for a single name are given in a declarative region,
- they shall all refer to the same entity, or all refer to functions; or
 - exactly one declaration shall declare a class name or enumeration name and the other declarations shall all refer to the same entity or all refer to functions; in this case the class name or enumeration name is hidden (3.3.7).

- 11 [Example:

```

namespace A {
    int x;
}

```

```

namespace B {
    int i;
    struct g { };
    struct x { };
    void f(int);
    void f(double);
    void g(char); // OK: hides struct g
}

void func()
{
    int i;
    using B::i; // error: i declared twice
    void f(char);
    using B::f; // fine: each f is a function
    f(3.5); // calls B::f(double)
    using B::g;
    g('a'); // calls B::g(char)
    struct g gl; // gl has class type B::g
    using B::x;
    using A::x; // fine: hides struct B::x
    x = 99; // assigns to A::x
    struct x xl; // xl has class type B::x
}

```

—end example]

- 12 If a function declaration in namespace scope or block scope has the same name and the same parameter types as a function introduced by a *using-declaration*, the program is ill-formed. [Note: two *using-declarations* may introduce functions with the same name and the same parameter types. A call to such a function is ill-formed unless name look up can unambiguously select the function to be called (because the function name is qualified by its namespace name, for example).] [Example:

```

namespace B {
    void f(int);
    void f(double);
}
namespace C {
    void f(int);
    void f(double);
    void f(char);
}

void h()
{
    using B::f; // B::f(int) and B::f(double)
    using C::f; // C::f(int), C::f(double), and C::f(char)
    f('h'); // calls C::f(char)
    f(1); // error: ambiguous: B::f(int) or C::f(int) ?
    void f(int); // error:
                // f(int) conflicts with C::f(int) and B::f(int)
}

```

—end example]

- 13 When a *using-declaration* brings names from a base class into a derived class scope, member functions in the derived class override and/or hide member functions with the same name and parameter types in a base class (rather than conflicting). [Example:

```

struct B {
    virtual void f(int);
    virtual void f(char);
    void g(int);
    void h(int);
};

struct D : B {
    using B::f;
    void f(int);    // ok: D::f(int) overrides B::f(int);

    using B::g;
    void g(char);  // ok

    using B::h;
    void h(int);   // ok: D::h(int) hides B::h(int)
};

void k(D* p)
{
    p->f(1);        // calls D::f(int)
    p->f('a');      // calls B::f(char)
    p->g(1);        // calls B::g(int)
    p->g('a');      // calls D::g(char)
}

```

—end example] [Note: two *using-declarations* may introduce functions with the same name and the same parameter types. A call to such a function is ill-formed unless name look up can unambiguously select the function to be called (because the function name is qualified by its class name, for example).]

- 14 For the purpose of overload resolution, the functions which are introduced by a *using-declaration* into a derived class will be treated as though they were members of the derived class. In particular, the implicit `this` parameter shall be treated as if it were a pointer to the derived class rather than to the base class. This has no effect on the type of the function, and in all other respects the function remains a member of the base class.
- 15 All instances of the name mentioned in a *using-declaration* shall be accessible. In particular, if a derived class uses a *using-declaration* to access a member of a base class, the member name shall be accessible. If the name is that of an overloaded member function, then all functions named shall be accessible. The base class members mentioned by a *using-declaration* shall be visible in the scope of at least one of the direct base classes of the class where the *using-declaration* is specified. [Note: because a *using-declaration* designates a base class member (and not a member subobject or a member function of a base class subobject), a *using-declaration* cannot be used to resolve inherited member ambiguities. For example,

```

struct A { int x(); };
struct B : A { };
struct C : A {
    using A::x;
    int x(int);
};

struct D : B, C {
    using C::x;
    int x(double);
};

int f(D* d) {
    return d->x(); // ambiguous: B::x or C::x
}

```

]

- 16 The alias created by the *using-declaration* has the usual accessibility for a *member-declaration*. [Example:

```
class A {
private:
    void f(char);
public:
    void f(int);
protected:
    void g();
};

class B : public A {
    using A::f; // error: A::f(char) is inaccessible
public:
    using A::g; // B::g is a public synonym for A::g
};
```

—end example]

- 17 [Note: use of *access-declarations* (11.3) is deprecated; member *using-declarations* provide a better alternative.]

7.3.4 Using directive

[namespace.udir]

- 1 *using-directive*:
 using namespace ::_{opt} *nested-name-specifier*_{opt} *namespace-name* ;

A *using-directive* shall not appear in class scope, but may appear in namespace scope or in block scope. [Note: when looking up a *namespace-name* in a *using-directive*, only namespace names are considered, see 3.4.6.]

- 2 A *using-directive* specifies that the names in the nominated namespace can be used in the scope in which the *using-directive* appears after the *using-directive*. During unqualified name look up (3.4.1), the names appear as if they were declared in the nearest enclosing namespace which contains both the *using-directive* and the nominated namespace. [Note: in this context, “contains” means “contains directly or indirectly”.] A *using-directive* does not add any members to the declarative region in which it appears. [Example:

```
namespace A {
    int i;
    namespace B {
        namespace C {
            int i;
        }
        using namespace A::B::C;
        void f1() {
            i = 5; // ok, C::i visible in B and hides A::i
        }
    }
    namespace D {
        using namespace B;
        using namespace C;
        void f2() {
            i = 5; // ambiguous , B::C::i or A::i ?
        }
    }
    void f3() {
        i = 5; // uses A::i
    }
}
void f4() {
    i = 5; // ill-formed; neither "i" is visible
}
```

]

- 3 The *using-directive* is transitive: if a scope contains a *using-directive* that nominates a second namespace that itself contains *using-directives*, the effect is as if the *using-directives* from the second namespace also appeared in the first. [Example:

```

namespace M {
    int i;
}

namespace N {
    int i;
    using namespace M;
}

void f()
{
    using namespace N;
    i = 7;    // error: both M::i and N::i are visible
}

```

For another example,

```

namespace A {
    int i;
}
namespace B {
    int i;
    int j;
    namespace C {
        namespace D {
            using namespace A;
            int j;
            int k;
            int a = i; // B::i hides A::i
        }
        using namespace D;
        int k = 89; // no problem yet
        int l = k; // ambiguous: C::k or D::k;
        int m = i; // B::i hides A::i
        int n = j; // D::j hides B::j
    }
}

```

—end example]

- 4 If a namespace is extended by an *extended-namespace-definition* after a *using-directive* for that namespace is given, the additional members of the extended namespace and the members of namespaces nominated by *using-directives* in the *extended-namespace-definition* can be used after the *extended-namespace-definition*.
- 5 If name look up finds a declaration for a name in two different namespaces, and the declarations do not declare the same entity and do not declare functions, the use of the name is ill-formed. [Note: in particular, the name of an object, function or enumerator does not hide the name of a class or enumeration declared in a different namespace. For example,

```

namespace A { class X { }; }
namespace B { void X(int); }
using namespace A;
using namespace B;

```



```

void f() {
    X(1);          // error: name X found in two namespaces
}

```

—end note]

- 6 During overload resolution, all functions from the transitive search are considered for argument matching. The set of declarations found by the transitive search is unordered. [Note: in particular, the order in which namespaces were considered and the relationships among the namespaces implied by the *using-directives* do not cause preference to be given to any of the declarations found by the search.] An ambiguity exists if the best match finds two functions with the same signature, even if one is in a namespace reachable through *using-directives* in the namespace of the other.⁸⁰⁾ [Example:

```

namespace D {
    int d1;
    void f(char);
}
using namespace D;

int d1;          // ok: no conflict with D::d1

namespace E {
    int e;
    void f(int);
}

namespace D {    // namespace extension
    int d2;
    using namespace E;
    void f(int);
}

void f()
{
    d1++;        // error: ambiguous ::d1 or D::d1?
    ::d1++;     // ok
    D::d1++;    // ok
    d2++;       // ok: D::d2
    e++;        // ok: E::e
    f(1);       // error: ambiguous: D::f(int) or E::f(int)?
    f('a');    // ok: D::f(char)
}

```

—end example]

7.4 The `asm` declaration

[`dcl.asm`]

- 1 An `asm` declaration has the form

```

asm-definition:
    asm ( string-literal ) ;

```

The meaning of an `asm` declaration is implementation-defined. [Note: Typically it is used to pass information through the implementation to an assembler.]

⁸⁰⁾ During name lookup in a class hierarchy, some ambiguities may be resolved by considering whether one member hides the other along some paths (10.2). There is no such disambiguation when considering the set of names found as a result of following *using-directives*.

7.5 Linkage specifications

[dcl.link]

- 1 All function types, function names, and variable names have a *language linkage*. [Note: Some of the properties associated with an entity with language linkage are specific to each implementation and are not described here. For example, a particular language linkage may be associated with a particular form of representing names of objects and functions with external linkage, or with a particular calling convention, etc.] The default language linkage of all function types, function names, and variable names is C++ language linkage. Two function types with different language linkages are distinct types even if they are otherwise identical.
- 2 Linkage (3.5) between C++ and non-C++ code fragments can be achieved using a *linkage-specification*:

```
linkage-specification:
    extern string-literal { declaration-seqopt }
    extern string-literal declaration
```

The *string-literal* indicates the required language linkage. The meaning of the *string-literal* is implementation-defined. A *linkage-specification* with a string that is unknown to the implementation is ill-formed. When the *string-literal* in a *linkage-specification* names a programming language, the spelling of the programming language's name is implementation-defined. [Note: it is recommended that the spelling be taken from the document defining that language, for example Ada (not ADA) and Fortran or FORTRAN (depending on the vintage).]

- 3 Every implementation shall provide for linkage to functions written in the C programming language, "C", and linkage to C++ functions, "C++". [Example:

```
complex sqrt(complex);    // C++ linkage by default
extern "C" {
    double sqrt(double);  // C linkage
}
```

—end example]

- 4 Linkage specifications nest. When linkage specifications nest, the innermost one determines the language linkage. A linkage specification does not establish a scope. A *linkage-specification* shall occur only in namespace scope (3.3). In a *linkage-specification*, the specified language linkage applies to the function types of all function declarators, function names, and variable names introduced by the declaration(s). [Example:

```
extern "C" void f1(void(*pf)(int));
    // the name f1 and its function type have C language
    // linkage; pf is a pointer to a C function
extern "C" typedef void FUNC();
FUNC f2;    // the name f2 has C++ language linkage and the
    // function's type has C language linkage
extern "C" FUNC f3;
    // the name of function f3 and the function's type
    // have C language linkage
void (*pf2)(FUNC*);
    // the name of the variable pf2 has C++ linkage and
    // the type of pf2 is pointer to C++ function that
    // takes one parameter of type pointer to C function
```

—end example] A non-C++ language linkage is ignored for the names of class members and for the function type of class member function declarators. [Example:


```

int A::f() { return 98; } // definition for the function f
                        // with C language linkage
extern "C" int h() { return 97; }
                        // definition for the function h
                        // with C language linkage
                        // A::h and ::h refer to the same function

```

—end note]

- 7 Except for functions with internal linkage, a function first declared in a *linkage-specification* behaves as a function with external linkage. [Example:

```

extern "C" double f();
static double f(); // error

```

is ill-formed (7.1.1).] The form of *linkage-specification* that contains a braced-enclosed *declaration-seq* does not affect whether the contained declarations are definitions or not (3.1); the form of *linkage-specification* directly containing a single declaration is treated as an `extern` specifier (7.1.1) for the purpose of determining whether the contained declaration is a definition. [Example:

```

extern "C" int i; // declaration
extern "C" {
    int i; // definition
}

```

—end example]

- 8 [Note: because the language linkage is part of a function type, when a pointer to C function (for example) is dereferenced, the function to which it refers is considered a C function.]
- 9 Linkage from C++ to objects defined in other languages and to objects defined in C++ from other languages is implementation-defined and language-dependent. Only where the object layout strategies of two language implementations are similar enough can such linkage be achieved.

8 Declarators

[dcl.decl]

- 1 A declarator declares a single object, function, or type, within a declaration. The *init-declarator-list* appearing in a declaration is a comma-separated sequence of declarators, each of which can have an initializer.

init-declarator-list:
init-declarator
init-declarator-list , *init-declarator*

init-declarator:
declarator *initializer*_{opt}

- 2 The two components of a *declaration* are the specifiers (*decl-specifier-seq*; 7.1) and the declarators (*init-declarator-list*). The specifiers indicate the type, storage class or other properties of the objects, functions or typedefs being declared. The declarators specify the names of these objects, functions or typedefs, and (optionally) modify the type of the specifiers with operators such as * (pointer to) and () (function returning). Initial values can also be specified in a declarator; initializers are discussed in 8.5 and 12.6.

- 3 Each *init-declarator* in a declaration is analyzed separately as if it was in a declaration by itself.⁸¹⁾

- 4 Declarators have the syntax

declarator:
direct-declarator
ptr-operator declarator

direct-declarator:
declarator-id
direct-declarator (*parameter-declaration-clause*) *cv-qualifier-seq*_{opt} *exception-specification*_{opt}
direct-declarator [*constant-expression*_{opt}]
(*declarator*)

⁸¹⁾ A declaration with several declarators is usually equivalent to the corresponding sequence of declarations each with a single declarator. That is

```
T D1, D2, ... Dn;
```

is usually equivalent to

```
T D1; T D2; ... T Dn;
```

where T is a *decl-specifier-seq* and each D_i is a *init-declarator*. The exception occurs when a name introduced by one of the *declarators* hides a type name used by the *dcl-specifiers*, so that when the same *dcl-specifiers* are used in a subsequent declaration, they do not have the same meaning, as in

```
struct S { ... };  
S S, T; // declare two instances of struct S
```

which is not equivalent to

```
struct S { ... };  
S S;  
S T; // error
```

```
ptr-operator:
    * cv-qualifier-seqopt
    &
    ::opt nested-name-specifier * cv-qualifier-seqopt
```

```
cv-qualifier-seq:
    cv-qualifier cv-qualifier-seqopt
```

```
cv-qualifier:
    const
    volatile
```

```
declarator-id:
    ::opt id-expression
    ::opt nested-name-specifieropt type-name
```

A *class-name* has special meaning in a declaration of the class of that name and when qualified by that name using the scope resolution operator `::` (5.1, 12.1, 12.4).

8.1 Type names

[**dcl.name**]

- 1 To specify type conversions explicitly, and as an argument of `sizeof`, `new`, or `typeid`, the name of a type shall be specified. This can be done with a *type-id*, which is syntactically a declaration for an object or function of that type that omits the name of the object or function.

```
type-id:
    type-specifier-seq abstract-declaratoropt
```

```
type-specifier-seq:
    type-specifier type-specifier-seqopt
```

```
abstract-declarator:
    ptr-operator abstract-declaratoropt
    direct-abstract-declarator
```

```
direct-abstract-declarator:
    direct-abstract-declaratoropt ( parameter-declaration-clause ) cv-qualifier-seqopt exception-specificationopt
    direct-abstract-declaratoropt [ constant-expressionopt ]
    ( abstract-declarator )
```

It is possible to identify uniquely the location in the *abstract-declarator* where the identifier would appear if the construction were a declarator in a declaration. The named type is then the same as the type of the hypothetical identifier. [Example:

```
int                // int i
int *              // int *pi
int *[3]          // int *p[3]
int (*)[3]        // int (*p3i)[3]
int *()           // int *f()
int *(*) (double) // int (*pf)(double)
```

name respectively the types “int,” “pointer to int,” “array of 3 pointers to int,” “pointer to array of 3 int,” “function of (no parameters) returning pointer to int,” and “pointer to a function of (double) returning int.”]

- 2 A type can also be named (often more easily) by using a *typedef* (7.1.3).

8.2 Ambiguity resolution

[dcl.ambig.res]

- 1 The ambiguity arising from the similarity between a function-style cast and a declaration mentioned in 6.8 can also occur in the context of a declaration. In that context, the choice is between a function declaration with a redundant set of parentheses around a parameter name and an object declaration with a function-style cast as the initializer. Just as for the ambiguities mentioned in 6.8, the resolution is to consider any construct that could possibly be a declaration a declaration. [Note: a declaration can be explicitly disambiguated by a nonfunction-style cast, by a = to indicate initialization or by removing the redundant parentheses around the parameter name.] [Example:

```

struct S {
    S(int);
};

void foo(double a)
{
    S w(int(a));           // function declaration
    S x(int());           // function declaration
    S y((int)a);         // object declaration
    S z = int(a);         // object declaration
}

```

—end example]

- 2 The ambiguity arising from the similarity between a function-style cast and a *type-id* can occur in different contexts. The ambiguity appears as a choice between a function-style cast expression and a declaration of a type. The resolution is that any construct that could possibly be a *type-id* in its syntactic context shall be considered a *type-id*.

- 3 [Example:

```

#include <cstddef>
char *p;
void *operator new(size_t, int);
void foo() {
    const int x = 63;
    new (int(*p)) int;           // new-placement expression
    new (int(*[x]));           // new type-id
}

```

- 4 For another example,

```

template <class T>
struct S {
    T *p;
};
S<int(> x;           // type-id
S<int(1)> y;         // expression (ill-formed)

```

- 5 For another example,

```

void foo()
{
    sizeof(int(1)); // expression
    sizeof(int()); // type-id (ill-formed)
}

```

- 6 For another example,

```

void foo()
{
    (int(1));           // expression
    (int())1;          // type-id (ill-formed)
}

```

—end example]

- 7 Another ambiguity arises in a *parameter-declaration-clause* of a function declaration, or in a *type-id* that is the operand of a `sizeof` or `typeid` operator, when a *type-name* is nested in parentheses. In this case, the choice is between the declaration of a parameter of type pointer to function and the declaration of a parameter with redundant parentheses around the *declarator-id*. The resolution is to consider the *type-name* as a *simple-type-specifier* rather than a *declarator-id*. [Example:

```

class C { };
void f(int(C)) { } // void f(int (*fp)(C c)) { }
                  // not: void f(int C);

int g(C);

void foo() {
    f(1);         // error: cannot convert 1 to function ptr
    f(g);         // OK
}

```

For another example,

```

class C { };
void h(int *(C[10])); // void h(int *(*_fp)(C _parm[10]));
                    // not: void h(int *C[10]);

```

—end example]

8.3 Meaning of declarators

[**dcl.meaning**]

- 1 A list of declarators appears after an optional (7) *decl-specifier-seq* (7.1). Each declarator contains exactly one *declarator-id*; it names the identifier that is declared. The *id-expression* of a *declarator-id* shall be a simple *identifier* except for the declaration of some special functions (12.3, 12.4, 13.5) and for the declaration of template specializations or partial specializations (14.7). A *declarator-id* shall not be qualified except for the definition of a member function (9.3) or static data member (9.4) or nested class (9.7) outside of its class, the definition or explicit instantiation of a function, variable or class member of a namespace outside of its namespace, or the definition of a previously declared explicit specialization outside of its namespace, or the declaration of a friend function that is a member of another class or namespace (11.4). When the *declarator-id* is qualified, the declaration shall refer to a previously declared member of the class or namespace to which the qualifier refers, and the member shall not have been introduced by a *using-declaration* in the scope of the class or namespace nominated by the *nested-name-specifier* of the *declarator-id*. [Note: if the qualifier is the global `::` scope resolution operator, the *declarator-id* refers to a name declared in the global namespace scope.] In the qualified *declarator-id* for a class or namespace member definition that appears outside of the member's class or namespace, the *nested-name-specifier* shall not name any of the namespaces that enclose the member's definition. [Example:

```

namespace A {
    struct B {
        void f();
    };
    void A::B::f() { } // ill-formed: the declarator must not be
                    // qualified with A::
}

```

—end example]

2 An `auto`, `static`, `extern`, `register`, `mutable`, `friend`, `inline`, `virtual`, or `typedef` specifier applies directly to each *declarator-id* in a *init-declarator-list*; the type specified for each *declarator-id* depends on both the *decl-specifier-seq* and its *declarator*.

3 Thus, a declaration of a particular identifier has the form

T D

where T is a *decl-specifier-seq* and D is a declarator. The following subclauses give a recursive procedure for determining the type specified for the contained *declarator-id* by such a declaration.

4 First, the *decl-specifier-seq* determines a type. In a declaration

T D

the *decl-specifier-seq* T determines the type “T.” [Example: in the declaration

```
int unsigned i;
```

the type specifiers `int unsigned` determine the type “`unsigned int`” (7.1.5.2).]

5 In a declaration T D where D is an unadorned identifier the type of this identifier is “T.”

6 In a declaration T D where D has the form

(D1)

the type of the contained *declarator-id* is the same as that of the contained *declarator-id* in the declaration

T D1

Parentheses do not alter the type of the embedded *declarator-id*, but they can alter the binding of complex declarators.

8.3.1 Pointers

[**decl.ptr**]

1 In a declaration T D where D has the form

* *cv-qualifier-seq*_{opt} D1

and the type of the identifier in the declaration T D1 is “*derived-declarator-type-list* T,” then the type of the identifier of D is “*derived-declarator-type-list cv-qualifier-seq* pointer to T.” The *cv-qualifiers* apply to the pointer and not to the object pointed to.

2 [Example: the declarations

```
const int ci = 10, *pc = &ci, *const cpc = pc, **ppc;
int i, *p, *const cp = &i;
```

declare `ci`, a constant integer; `pc`, a pointer to a constant integer; `cpc`, a constant pointer to a constant integer; `ppc`, a pointer to a pointer to a constant integer; `i`, an integer; `p`, a pointer to integer; and `cp`, a constant pointer to integer. The value of `ci`, `cpc`, and `cp` cannot be changed after initialization. The value of `pc` can be changed, and so can the object pointed to by `cp`. Examples of some correct operations are

```
i = ci;
*cp = ci;
pc++;
pc = cpc;
pc = p;
ppc = &pc;
```

Examples of ill-formed operations are

```

ci = 1;      // error
ci++;       // error
*pc = 2;    // error
cp = &ci;   // error
cpc++;     // error
p = pc;    // error
ppc = &p;   // error

```

Each is unacceptable because it would either change the value of an object declared `const` or allow it to be changed through a cv-unqualified pointer later, for example:

```

*ppc = &ci; // okay, but would make p point to ci ...
           // ... because of previous error
*p = 5;     // clobber ci

```

—end example]

3 See also 5.17 and 8.5.

4 [Note: there are no pointers to references; see 8.3.2. Since the address of a bit-field (9.6) cannot be taken, a pointer can never point to a bit-field.]

8.3.2 References

[dcl.ref]

1 In a declaration `T D` where `D` has the form

```
& D1
```

and the type of the identifier in the declaration `T D1` is “*derived-declarator-type-list T*,” then the type of the identifier of `D` is “*derived-declarator-type-list reference to T*.” Cv-qualified references are ill-formed except when the cv-qualifiers are introduced through the use of a typedef (7.1.3) or of a template type argument (14.3), in which case the cv-qualifiers are ignored. [Example: in

```

typedef int& A;
const A aref = 3; // ill-formed;
                 // non-const reference initialized with rvalue

```

the type of `aref` is “reference to int”, not “const reference to int”.] [Note: a reference can be thought of as a name of an object.] A declarator that specifies the type “reference to cv void” is ill-formed.

2 [Example:

```

void f(double& a) { a += 3.14; }
// ...
double d = 0;
f(d);

```

declares `a` to be a reference parameter of `f` so the call `f(d)` will add 3.14 to `d`.

```

int v[20];
// ...
int& g(int i) { return v[i]; }
// ...
g(3) = 7;

```

declares the function `g()` to return a reference to an integer so `g(3)=7` will assign 7 to the fourth element of the array `v`. For another example,

```

struct link {
    link* next;
};

link* first;

```

```

void h(link*& p) // 'p' is a reference to pointer
{
    p->next = first;
    first = p;
    p = 0;
}

void k()
{
    link* q = new link;
    h(q);
}

```

declares `p` to be a reference to a pointer to `link` so `h(q)` will leave `q` with the value zero. See also 8.5.3.]

- 3 It is unspecified whether or not a reference requires storage (3.7).
- 4 There shall be no references to references, no arrays of references, and no pointers to references. The declaration of a reference shall contain an *initializer* (8.5.3) except when the declaration contains an explicit *extern* specifier (7.1.1), is a class member (9.2) declaration within a class declaration, or is the declaration of a parameter or a return type (8.3.5); see 3.1. A reference shall be initialized to refer to a valid object or function. [Note: in particular, a null reference cannot exist in a well-defined program, because the only way to create such a reference would be to bind it to the “object” obtained by dereferencing a null pointer, which causes undefined behavior. As described in 9.6, a reference cannot be bound directly to a bit-field.]

8.3.3 Pointers to members

[**dcl.mptr**]

- 1 In a declaration `T D` where `D` has the form

```

::opt nested-name-specifier * cv-qualifier-seqopt D1

```

and the *nested-name-specifier* names a class, and the type of the identifier in the declaration `T D1` is “*derived-declarator-type-list T*,” then the type of the identifier of `D` is “*derived-declarator-type-list cv-qualifier-seq* pointer to member of class *nested-name-specifier* of type `T`.”

- 2 [Example:

```

class X {
public:
    void f(int);
    int a;
};
class Y;

int X::* pmi = &X::a;
void (X::* pmf)(int) = &X::f;
double X::* pmd;
char Y::* pmc;

```

declares `pmi`, `pmf`, `pmd` and `pmc` to be a pointer to a member of `X` of type `int`, a pointer to a member of `X` of type `void(int)`, a pointer to a member of `X` of type `double` and a pointer to a member of `Y` of type `char` respectively. The declaration of `pmd` is well-formed even though `X` has no members of type `double`. Similarly, the declaration of `pmc` is well-formed even though `Y` is an incomplete type. `pmi` and `pmf` can be used like this:

```

X obj;
//...
obj.*pmi = 7; // assign 7 to an integer
              // member of obj
(obj.*pmf)(7); // call a function member of obj
              // with the argument 7

```

—end example]

- 3 A pointer to member shall not point to a static member of a class (9.4), a member with reference type, or “cv void.” [Note: see also 5.3 and 5.5. The type “pointer to member” is distinct from the type “pointer”, that is, a pointer to member is declared only by the pointer to member declarator syntax, and never by the pointer declarator syntax. There is no “reference-to-member” type in C++.]

8.3.4 Arrays

[**dcl.array**]

- 1 In a declaration `T D` where `D` has the form

```
D1 [constant-expressionopt]
```

and the type of the identifier in the declaration `T D1` is “*derived-declarator-type-list T*,” then the type of the identifier of `D` is an array type. `T` is called the array *element type*; this type shall not be a reference type, the type `void`, a function type or an abstract class type. If the *constant-expression* (5.19) is present, it shall be an integral constant expression and its value shall be greater than zero. The constant expression specifies the *bound* of (number of elements in) the array. If the value of the constant expression is `N`, the array has `N` elements numbered 0 to `N-1`, and the type of the identifier of `D` is “*derived-declarator-type-list array of N T*.” An object of array type contains a contiguously allocated non-empty set of `N` sub-objects of type `T`. If the constant expression is omitted, the type of the identifier of `D` is “*derived-declarator-type-list array of unknown bound of T*,” an incomplete object type. The type “*derived-declarator-type-list array of N T*” is a different type from the type “*derived-declarator-type-list array of unknown bound of T*,” see 3.9. Any type of the form “*cv-qualifier-seq array of N T*” is adjusted to “array of `N cv-qualifier-seq T`,” and similarly for “array of unknown bound of `T`.” [Example:

```
typedef int A[5], AA[2][3];
typedef const A CA;      // type is ``array of 5 const int``
typedef const AA CAA;   // type is ``array of 2 array of 3 const int``
```

—end example] [Note: an “array of `N cv-qualifier-seq T`” has cv-qualified type; such an array has internal linkage unless explicitly declared `extern` (7.1.5.1) and must be initialized as specified in 8.5.]

- 2 An array can be constructed from one of the fundamental types (except `void`), from a pointer, from a pointer to member, from a class, from an enumeration type, or from another array.
- 3 When several “array of” specifications are adjacent, a multidimensional array is created; the constant expressions that specify the bounds of the arrays can be omitted only for the first member of the sequence. [Note: this elision is useful for function parameters of array types, and when the array is external and the definition, which allocates storage, is given elsewhere.] The first *constant-expression* can also be omitted when the declarator is followed by an *initializer* (8.5). In this case the bound is calculated from the number of initial elements (say, `N`) supplied (8.5.1), and the type of the identifier of `D` is “array of `N T`.”

- 4 [Example:

```
float fa[17], *afp[17];
```

declares an array of `float` numbers and an array of pointers to `float` numbers. For another example,

```
static int x3d[3][5][7];
```

declares a static three-dimensional array of integers, with rank `3×5×7`. In complete detail, `x3d` is an array of three items; each item is an array of five arrays; each of the latter arrays is an array of seven integers. Any of the expressions `x3d`, `x3d[i]`, `x3d[i][j]`, `x3d[i][j][k]` can reasonably appear in an expression.]

- 5 [Note: conversions affecting lvalues of array type are described in 4.2. Objects of array types cannot be modified, see 3.10.]
- 6 Except where it has been declared for a class (13.5.5), the subscript operator `[]` is interpreted in such a way that `E1[E2]` is identical to `*((E1)+(E2))`. Because of the conversion rules that apply to `+`, if `E1` is an array and `E2` an integer, then `E1[E2]` refers to the `E2`-th member of `E1`. Therefore, despite its asymmetric appearance, subscripting is a commutative operation.

7 A consistent rule is followed for multidimensional arrays. If E is an n -dimensional array of rank $i \times j \times \dots \times k$, then E appearing in an expression is converted to a pointer to an $(n-1)$ -dimensional array with rank $j \times \dots \times k$. If the $*$ operator, either explicitly or implicitly as a result of subscripting, is applied to this pointer, the result is the pointed-to $(n-1)$ -dimensional array, which itself is immediately converted into a pointer.

8 [Example: consider

```
int x[3][5];
```

Here x is a 3×5 array of integers. When x appears in an expression, it is converted to a pointer to (the first of three) five-membered arrays of integers. In the expression $x[i]$, which is equivalent to $*(x+i)$, x is first converted to a pointer as described; then $x+i$ is converted to the type of x , which involves multiplying i by the length of the object to which the pointer points, namely five integer objects. The results are added and indirection applied to yield an array (of five integers), which in turn is converted to a pointer to the first of the integers. If there is another subscript the same argument applies again; this time the result is an integer.]

9 [Note: it follows from all this that arrays in C++ are stored row-wise (last subscript varies fastest) and that the first subscript in the declaration helps determine the amount of storage consumed by an array but plays no other part in subscript calculations.]

8.3.5 Functions

[**dcl.fct**]

1 In a declaration $T D$ where D has the form

```
D1 ( parameter-declaration-clause ) cv-qualifier-seqopt exception-specificationopt
```

and the type of the contained *declarator-id* in the declaration $T D1$ is “*derived-declarator-type-list T*,” the type of the *declarator-id* in D is “*derived-declarator-type-list function of (parameter-declaration-clause) cv-qualifier-seq_{opt} returning T*”; a type of this form is a *function type*⁸².

parameter-declaration-clause:

```
parameter-declaration-listopt . . .opt
parameter-declaration-list , . . .
```

parameter-declaration-list:

```
parameter-declaration
parameter-declaration-list , parameter-declaration
```

parameter-declaration:

```
decl-specifier-seq declarator
decl-specifier-seq declarator = assignment-expression
decl-specifier-seq abstract-declaratoropt
decl-specifier-seq abstract-declaratoropt = assignment-expression
```

2 The *parameter-declaration-clause* determines the arguments that can be specified, and their processing, when the function is called. [Note: the *parameter-declaration-clause* is used to convert the arguments specified on the function call; see 5.2.2.] If the *parameter-declaration-clause* is empty, the function takes no arguments. The parameter list (`void`) is equivalent to the empty parameter list. Except for this special case, `void` shall not be a parameter type (though types derived from `void`, such as `void*`, can). If the *parameter-declaration-clause* terminates with an ellipsis, the number of arguments shall be equal to or greater than the number of parameters specified. Where syntactically correct, “`, . . .`” is synonymous with “`. . .`”. [Example: the declaration

```
int printf(const char*, . . .);
```

declares a function that can be called with varying numbers and types of arguments.

⁸²⁾ As indicated by the syntax, cv-qualifiers are a significant component in function return types.

```
printf("hello world");
printf("a=%d b=%d", a, b);
```

However, the first argument must be of a type that can be converted to a `const char*`.] [Note: the standard header `<stdarg.h>` contains a mechanism for accessing arguments passed using the ellipsis (see 5.2.2 and 18.7).]

- 3 A single name can be used for several different functions in a single scope; this is function overloading (13). All declarations for a function with a given parameter list shall agree exactly both in the type of the value returned and in the number and type of parameters; the presence or absence of the ellipsis is considered part of the function type. The type of a function is determined using the following rules. The type of each parameter is determined from its own *decl-specifier-seq* and *declarator*. After determining the type of each parameter, any parameter of type “array of T” or “function returning T” is adjusted to be “pointer to T” or “pointer to function returning T,” respectively. After producing the list of parameter types, several transformations take place upon these types to determine the function type. Any *cv-qualifier* modifying a parameter type is deleted; e.g., the type `void(const int)` becomes `void(int)`. Such *cv-qualifiers* only affect the definition of the parameter within the body of the function; they do not affect the function type. If a *storage-class-specifier* modifies a parameter type, the specifier is deleted; e.g., `register char*` becomes `char*`. Such *storage-class-specifiers* affect only the definition of the parameter within the body of the function; they do not affect the function type. The resulting list of transformed parameter types is the function’s *parameter type list*. A *cv-qualifier-seq* shall only be part of the function type for a nonstatic member function, the function type to which a pointer to member refers, or the top-level function type of a function typedef declaration. The effect of a *cv-qualifier-seq* in a function declarator is not the same as adding cv-qualification on top of the function type, i.e., it does not create a cv-qualified function type. In fact, if at any time in the determination of a type a cv-qualified function type is formed, the program is ill-formed. [Example:

```
typedef void F();
struct S {
    const F f; // ill-formed:
              // not equivalent to: void f() const;
};
```

—end example] The return type, the parameter type list and the *cv-qualifier-seq*, but not the default arguments (8.3.6) or the exception specification (15.4), are part of the function type. [Note: function types are checked during the assignments and initializations of pointer-to-functions, reference-to-functions, and pointer-to-member-functions.]

- 4 [Example: the declaration

```
int fseek(FILE*, long, int);
```

declares a function taking three arguments of the specified types, and returning `int` (7.1.5).]

- 5 If the type of a parameter includes a type of the form “pointer to array of unknown bound of T” or “reference to array of unknown bound of T,” the program is ill-formed.⁸³⁾ Functions shall not have a return type of type array or function, although they may have a return type of type pointer or reference to such things. There shall be no arrays of functions, although there can be arrays of pointers to functions. Types shall not be defined in return or parameter types. The type of a parameter or the return type for a function declaration that is not a definition may be an incomplete class type.
- 6 A typedef of function type may be used to declare a function but shall not be used to define a function (8.4). [Example:

⁸³⁾ This excludes parameters of type “*ptr-arr-seq* T2” where T2 is “pointer to array of unknown bound of T” and where *ptr-arr-seq* means any sequence of “pointer to” and “array of” derived declarator types. This exclusion applies to the parameters of the function, and if a parameter is a pointer to function or pointer to member function then to its parameters also, etc.

```
typedef void F();
F fv; // ok: equivalent to void fv();
F fv { } // ill-formed
void fv() { } // ok: definition of fv
```

—*end example*] A typedef of a function type whose declarator includes a *cv-qualifier-seq* shall be used only to declare the function type for a nonstatic member function, to declare the function type to which a pointer to member refers, or to declare the top-level function type of another function typedef declaration.

[*Example*:

```
typedef int FIC(int) const;
FIC f; // ill-formed: does not declare a member function
struct S {
    FIC f; //ok
};
FIC S::*pm = &S::f; // ok
```

—*end example*]

- 7 An identifier can optionally be provided as a parameter name; if present in a function definition (8.4), it names a parameter (sometimes called “formal argument”). [*Note*: in particular, parameter names are also optional in function definitions and names used for a parameter in different declarations and the definition of a function need not be the same. If a parameter name is present in a function declaration that is not a definition, it cannot be used outside of the *parameter-declaration-clause* since it goes out of scope at the end of the function declarator (3.3).]

- 8 [*Example*: the declaration

```
int i,
    *pi,
    f(),
    *fpi(int),
    (*pif)(const char*, const char*);
    (*fpif(int))(int);
```

declares an integer *i*, a pointer *pi* to an integer, a function *f* taking no arguments and returning an integer, a function *fpi* taking an integer argument and returning a pointer to an integer, a pointer *pif* to a function which takes two pointers to constant characters and returns an integer, a function *fpif* taking an integer argument and returning a pointer to a function that takes an integer argument and returns an integer. It is especially useful to compare *fpi* and *pif*. The binding of **fpi(int)* is **(fpi(int))*, so the declaration suggests, and the same construction in an expression requires, the calling of a function *fpi*, and then using indirection through the (pointer) result to yield an integer. In the declarator *(*pif)(const char*, const char*)*, the extra parentheses are necessary to indicate that indirection through a pointer to a function yields a function, which is then called.] [*Note*: typedefs are sometimes convenient when the return type of a function is complex. For example, the function *fpif* above could have been declared

```
typedef int IFUNC(int);
IFUNC* fpif(int);
```

—*end note*]

8.3.6 Default arguments

[**dcl.fct.default**]

- 1 If an expression is specified in a parameter declaration this expression is used as a default argument. Default arguments will be used in calls where trailing arguments are missing.

- 2 [*Example*: the declaration

```
void point(int = 3, int = 4);
```

declares a function that can be called with zero, one, or two arguments of type *int*. It can be called in any of these ways:

```
point(1,2); point(1); point();
```

The last two calls are equivalent to `point(1, 4)` and `point(3, 4)`, respectively.]

- 3 A default argument expression shall be specified only in the *parameter-declaration-clause* of a function declaration or in a *template-parameter* (14.1). If it is specified in a *parameter-declaration-clause*, it shall not occur within a *declarator* or *abstract-declarator* of a *parameter-declaration*.⁸⁴⁾
- 4 For non-template functions, default arguments can be added in later declarations of a function in the same scope. Declarations in different scopes have completely distinct sets of default arguments. That is, declarations in inner scopes do not acquire default arguments from declarations in outer scopes, and vice versa. In a given function declaration, all parameters subsequent to a parameter with a default argument shall have default arguments supplied in this or previous declarations. A default argument shall not be redefined by a later declaration (not even to the same value). [Example:

```
void f(int, int);
void f(int, int = 7);
void h()
{
    f(3); // ok, calls f(3, 7)
    void f(int = 1, int); // error: does not use default
                        // from surrounding scope
}

void m()
{
    void f(int, int); // has no defaults
    f(4); // error: wrong number of arguments
    void f(int, int = 5); // ok
    f(4); // ok, calls f(4, 5);
    void f(int, int = 5); // error: cannot redefine, even to
                        // same value
}

void n()
{
    f(6); // ok, calls f(6, 7)
}
```

—end example] For a given inline function defined in different translation units, the accumulated sets of default arguments at the end of the translation units shall be the same; see 3.2.

- 5 A default argument expression is implicitly converted (4) to the parameter type. The default argument expression has the same semantic constraints as the initializer expression in a declaration of a variable of the parameter type, using the copy-initialization semantics (8.5). The names in the expression are bound, and the semantic constraints are checked, at the point of declaration. [Example: in the following code, `g` will be called with the value `f(1)`:

⁸⁴⁾ This means that default arguments cannot appear, for example, in declarations of pointers to functions, references to functions, or typedef declarations.


```

int a = 1;
int f(int);
int g(int x = f(a)); // default argument: f(::a)

void h() {
    a = 2;
    {
        int a = 3;
        g();          // g(f(::a))
    }
}

```

—end example] [Note: in member function declarations, names in default argument expressions are looked up as described in 3.4.1. Access checking applies to names in default argument expressions as described in 11.]

- 6 The default arguments in a member function definition that appears outside of the class definition are added to the set of default arguments provided by the member function declaration in the class definition. [Example:

```

class C {
    void f(int i = 3);
    void g(int i, int j = 99);
};

void C::f(int i = 3) // error: default argument already
{ }                // specified in class scope
void C::g(int i = 88, int j) // in this translation unit,
{ }                      // C::g can be called with no argument

```

—end example]

- 7 Local variables shall not be used in default argument expressions. [Example:

```

void f()
{
    int i;
    extern void g(int x = i); // error
    // ...
}

```

—end example]

- 8 The keyword `this` shall not be used in a default argument of a member function. [Example:

```

class A {
    void f(A* p = this) { } // error
};

```

—end example]

- 9 Default arguments are evaluated each time the function is called. The order of evaluation of function arguments is unspecified. Consequently, parameters of a function shall not be used in default argument expressions, even if they are not evaluated. Parameters of a function declared before a default argument expression are in scope and can hide namespace and class member names. [Example:

```

int a;
int f(int a, int b = a); // error: parameter 'a'
                        // used as default argument

typedef int I;
int g(float I, int b = I(2)); // error: parameter 'I' found
int h(int a, int b = sizeof(a)); // error, parameter 'a' used
                                // in default argument

```

—end example] Similarly, a nonstatic member shall not be used in a default argument expression, even if it

is not evaluated, unless it appears as the id-expression of a class member access expression (5.2.5) or unless it is used to form a pointer to member (5.3.1). [Example: the declaration of `X::mem1()` in the following example is ill-formed because no object is supplied for the nonstatic member `X::a` used as an initializer.

```
int b;
class X {
    int a;
    int mem1(int i = a); // error: nonstatic member 'a'
                        // used as default argument
    int mem2(int i = b); // ok; use X::b
    static int b;
};
```

The declaration of `X::mem2()` is meaningful, however, since no object is needed to access the static member `X::b`. Classes, objects, and members are described in 9.] A default argument is not part of the type of a function. [Example:

```
int f(int = 0);

void h()
{
    int j = f(1);
    int k = f(); // fine, means f(0)
}

int (*p1)(int) = &f;
int (*p2)() = &f; // error: type mismatch
```

—end example] When a declaration of a function is introduced by way of a *using-declaration* (7.3.3), any default argument information associated with the declaration is made known as well. If the function is redeclared thereafter in the namespace with additional default arguments, the additional arguments are also known at any point following the redeclaration where the *using-declaration* is in scope.

- 10 A virtual function call (10.3) uses the default arguments in the declaration of the virtual function determined by the static type of the pointer or reference denoting the object. An overriding function in a derived class does not acquire default arguments from the function it overrides. [Example:

```
struct A {
    virtual void f(int a = 7);
};
struct B : public A {
    void f(int a);
};
void m()
{
    B* pb = new B;
    A* pa = pb;
    pa->f(); // ok, calls pa->B::f(7)
    pb->f(); // error: wrong number of arguments for B::f()
}
```

—end example]

8.4 Function definitions

[**dcl.fct.def**]

- 1 Function definitions have the form

function-definition:
 $decl\text{-specifier-seq}_{opt} declarator ctor\text{-initializer}_{opt} function\text{-body}$
 $decl\text{-specifier-seq}_{opt} declarator function\text{-try-block}$

function-body:
 $compound\text{-statement}$

The *declarator* in a *function-definition* shall have the form

$$D1 \text{ (} \textit{parameter-declaration-clause} \text{) } \textit{cv-qualifier-seq}_{opt} \textit{exception-specification}_{opt}$$

as described in 8.3.5. A function shall be defined only in namespace or class scope.

2 The parameters are in the scope of the outermost block of the *function-body*.

3 [Example: a simple example of a complete function definition is

```
int max(int a, int b, int c)
{
    int m = (a > b) ? a : b;
    return (m > c) ? m : c;
}
```

Here `int` is the *decl-specifier-seq*; `max(int a, int b, int c)` is the *declarator*; `{ /* ... */ }` is the *function-body*.]

4 A *ctor-initializer* is used only in a constructor; see 12.1 and 12.6.

5 A *cv-qualifier-seq* can be part of a non-static member function declaration, non-static member function definition, or pointer to member function only; see 9.3.2. It is part of the function type.

6 [Note: unused parameters need not be named. For example,

```
void print(int a, int)
{
    printf("a = %d\n", a);
}
```

—end note]

8.5 Initializers

[**decl.init**]

1 A declarator can specify an initial value for the identifier being declared. The identifier designates an object or reference being initialized. The process of initialization described in the remainder of this sub-clause (8.5) applies also to initializations specified by other syntactic contexts, such as the initialization of function parameters with argument expressions (5.2.2) or the initialization of return values (6.6.3).

initializer:

$$= \textit{initializer-clause} \\ \text{ (} \textit{expression-list} \text{)}$$

initializer-clause:

$$\textit{assignment-expression} \\ \{ \textit{initializer-list} \text{ , }_{opt} \} \\ \{ \}$$

initializer-list:

$$\textit{initializer-clause} \\ \textit{initializer-list} \text{ , } \textit{initializer-clause}$$

2 Automatic, register, static, and external variables of namespace scope can be initialized by arbitrary expressions involving literals and previously declared variables and functions. [Example:

```
int f(int);
int a = 2;
int b = f(a);
int c(b);
```

—end example]

3 [Note: default argument expressions are more restricted; see 8.3.6.

4 The order of initialization of static objects is described in 3.6 and 6.7.]

5 To *zero-initialize* storage for an object of type T means:

- if T is a scalar type (3.9), the storage is set to the value of 0 (zero) converted to T;
- if T is a non-union class type, the storage for each nonstatic data member and each base-class subobject is zero-initialized;
- if T is a union type, the storage for its first data member⁸⁵⁾ is zero-initialized;
- if T is an array type, the storage for each element is zero-initialized;
- if T is a reference type, no initialization is performed.

To *default-initialize* an object of type T means:

- if T is a non-POD class type (9), the default constructor for T is called (and the initialization is ill-formed if T has no accessible default constructor);
- if T is an array type, each element is default-initialized;
- otherwise, the storage for the object is zero-initialized.

A program that calls for default-initialization of an entity of reference type is ill-formed. If T is a cv-qualified type, the cv-unqualified version of T is used for these definitions of zero-initialization and default-initialization.

6 The memory occupied by any object of static storage duration shall be zero-initialized at program startup before any other initialization takes place. [*Note:* in some cases, additional initialization is done later.]

7 An object whose initializer is an empty set of parentheses, i.e., (), shall be default-initialized.

8 [*Note:* since () is not permitted by the syntax for *initializer*,

```
X a();
```

is not the declaration of an object of class X, but the declaration of a function taking no argument and returning an X. The form () is permitted in certain other initialization contexts (5.3.4, 5.2.3, 12.6.2).]

9 If no initializer is specified for an object, and the object is of (possibly cv-qualified) non-POD class type (or array thereof), the object shall be default-initialized; if the object is of const-qualified type, the underlying class type shall have a user-declared default constructor. Otherwise, if no initializer is specified for an object, the object and its subobjects, if any, have an indeterminate initial value⁸⁶⁾; if the object or any of its subobjects are of const-qualified type, the program is ill-formed.

10 An initializer for a static member is in the scope of the member's class. [*Example:*

```
int a;

struct X {
    static int a;
    static int b;
};

int X::a = 1;
int X::b = a;    // X::b = X::a
```

—*end example*]

⁸⁵⁾ This member must not be *static*, by virtue of the requirements in 9.5.

⁸⁶⁾ This does not apply to aggregate objects with automatic storage duration initialized with an incomplete brace-enclosed *initializer-list*; see 8.5.1.

11 The form of initialization (using parentheses or =) is generally insignificant, but does matter when the entity being initialized has a class type; see below. A parenthesized initializer can be a list of expressions only when the entity being initialized has a class type.

12 The initialization that occurs in argument passing, function return, throwing an exception (15.1), handling an exception (15.3), and brace-enclosed initializer lists (8.5.1) is called *copy-initialization* and is equivalent to the form

$$T \ x = a;$$

The initialization that occurs in *new* expressions (5.3.4), *static_cast* expressions (5.2.9), functional notation type conversions (5.2.3), and base and member initializers (12.6.2) is called *direct-initialization* and is equivalent to the form

$$T \ x(a);$$

13 If *T* is a scalar type, then a declaration of the form

$$T \ x = \{ a \};$$

is equivalent to

$$T \ x = a;$$

14 The semantics of initializers are as follows. The *destination type* is the type of the object or reference being initialized and the *source type* is the type of the initializer expression. The source type is not defined when the initializer is brace-enclosed or when it is a parenthesized list of expressions.

- If the destination type is a reference type, see 8.5.3.
- If the destination type is an array of characters or an array of `wchar_t`, and the initializer is a string literal, see 8.5.2.
- Otherwise, if the destination type is an array, see 8.5.1.
- If the destination type is a (possibly cv-qualified) class type:
 - If the class is an aggregate (8.5.1), and the initializer is a brace-enclosed list, see 8.5.1.
 - If the initialization is direct-initialization, or if it is copy-initialization where the cv-unqualified version of the source type is the same class as, or a derived class of, the class of the destination, constructors are considered. The applicable constructors are enumerated (13.3.1.3), and the best one is chosen through overload resolution (13.3). The constructor so selected is called to initialize the object, with the initializer expression(s) as its argument(s). If no constructor applies, or the overload resolution is ambiguous, the initialization is ill-formed.
 - Otherwise (i.e., for the remaining copy-initialization cases), a temporary is created. User-defined conversion sequences that can convert from the source type to the destination type or a derived class thereof are enumerated (13.3.1.4), and the best one is chosen through overload resolution (13.3). The user-defined conversion so selected is called to convert the initializer expression into a temporary, whose type is the type returned by the call of the user-defined conversion function, with the *cv-qualifiers* of the destination type. If the conversion cannot be done or is ambiguous, the initialization is ill-formed. The object being initialized is then direct-initialized from the temporary according to the rules above.⁸⁷⁾ In certain cases, an implementation is permitted to eliminate the temporary by initializing the object directly; see 12.2.
- Otherwise, if the source type is a (possibly cv-qualified) class type, conversion functions are considered. The applicable conversion functions are enumerated (13.3.1.5), and the best one is chosen through overload resolution (13.3). The user-defined conversion so selected is called to convert the initializer

⁸⁷⁾ Because the type of the temporary is the same as the type of the object being initialized, or is a derived class thereof, this direct-initialization, if well-formed, will use a copy constructor (12.8) to copy the temporary.

expression into the object being initialized. If the conversion cannot be done or is ambiguous, the initialization is ill-formed.

- Otherwise, the initial value of the object being initialized is the (possibly converted) value of the initializer expression. Standard conversions (clause 4) will be used, if necessary, to convert the initializer expression to the cv-qualified version of the destination type; no user-defined conversions are considered. If the conversion cannot be done, the initialization is ill-formed. [Note: an expression of type “cv1 T” can initialize an object of type “cv2 T” independently of the cv-qualifiers cv1 and cv2.]

```
int a;
const int b = a;
int c = b;
```

—end note]

8.5.1 Aggregates

[dcl.init.aggr]

- 1 An *aggregate* is an array or a class (9) with no user-declared constructors (12.1), no private or protected non-static data members (11), no base classes (10), and no virtual functions (10.3).
- 2 When an aggregate is initialized the *initializer* can be an *initializer-clause* consisting of a brace-enclosed, comma-separated list of *initializers* for the members of the aggregate, written in increasing subscript or member order. If the aggregate contains subaggregates, this rule applies recursively to the members of the subaggregate. [Example:

```
struct A {
    int x;
    struct B {
        int i;
        int j;
    } b;
} a = { 1, { 2, 3 } };
```

initializes a.x with 1, a.b.i with 2, a.b.j with 3.]

- 3 An aggregate that is a class can also be initialized with a single expression not enclosed in braces, as described in 8.5.
- 4 An array of unknown size initialized with a brace-enclosed *initializer-list* containing *n* *initializers*, where *n* shall be greater than zero, is defined as having *n* elements (8.3.4). [Example:

```
int x[] = { 1, 3, 5 };
```

declares and initializes *x* as a one-dimensional array that has three elements since no size was specified and there are three initializers.] An empty initializer list {} shall not be used as the initializer for an array of unknown bound.⁸⁸⁾

- 5 Static data members are not considered members of the class for purposes of aggregate initialization. [Example:

```
struct A {
    int i;
    static int s;
    int j;
} a = { 1, 2 };
```

Here, the second initializer 2 initializes a.j and not the static data member A::s.]

- 6 An *initializer-list* is ill-formed if the number of *initializers* exceeds the number of members or elements to initialize. [Example:

⁸⁸⁾ The syntax provides for empty *initializer-lists*, but nonetheless C++ does not have zero length arrays.

```
char cv[4] = { 'a', 's', 'd', 'f', 0 }; // error
```

is ill-formed.]

- 7 If there are fewer *initializers* in the list than there are members in the aggregate, then each member not explicitly initialized shall be initialized with a value of the form $T()$ (5.2.3), where T represents the type of the uninitialized member. [Example:

```
struct S { int a; char* b; int c; };
S ss = { 1, "asdf" };
```

initializes `ss.a` with 1, `ss.b` with "asdf", and `ss.c` with the value of an expression of the form `int()`, that is, 0.]

- 8 An *initializer* for an aggregate member that is an empty class shall have the form of an empty *initializer-list* `{}`. [Example:

```
struct S { };
struct A {
    S s;
    int i;
} a = { { } , 3 };
```

—end example] An empty initializer-list can be used to initialize any aggregate. If the aggregate is not an empty class, then each member of the aggregate shall be initialized with a value of the form $T()$ (5.2.3), where T represents the type of the uninitialized member.

- 9 If an incomplete or empty *initializer-list* leaves a member of reference type uninitialized, the program is ill-formed.

- 10 When initializing a multi-dimensional array, the *initializers* initialize the elements with the last (rightmost) index of the array varying the fastest (8.3.4). [Example:

```
int x[2][2] = { 3, 1, 4, 2 };
```

initializes `x[0][0]` to 3, `x[0][1]` to 1, `x[1][0]` to 4, and `x[1][1]` to 2. On the other hand,

```
float y[4][3] = {
    { 1 }, { 2 }, { 3 }, { 4 }
};
```

initializes the first column of `y` (regarded as a two-dimensional array) and leaves the rest zero.]

- 11 Braces can be elided in an *initializer-list* as follows. If the *initializer-list* begins with a left brace, then the succeeding comma-separated list of *initializers* initializes the members of a subaggregate; it is erroneous for there to be more initializers than members. If, however, the *initializer-list* for a subaggregate does not begin with a left brace, then only enough *initializers* from the list are taken to initialize the members of the subaggregate; any remaining *initializers* are left to initialize the next member of the aggregate of which the current subaggregate is a member. [Example:

```
float y[4][3] = {
    { 1, 3, 5 },
    { 2, 4, 6 },
    { 3, 5, 7 },
};
```

is a completely-braced initialization: 1, 3, and 5 initialize the first row of the array `y[0]`, namely `y[0][0]`, `y[0][1]`, and `y[0][2]`. Likewise the next two lines initialize `y[1]` and `y[2]`. The initializer ends early and therefore `y[3]`'s elements are initialized as if explicitly initialized with an expression of the form `float()`, that is, are initialized with 0.0. In the following example, braces in the *initializer-list* are elided; however the *initializer-list* has the same effect as the completely-braced *initializer-list* of the above example,

```
float y[4][3] = {
    1, 3, 5, 2, 4, 6, 3, 5, 7
};
```

The initializer for `y` begins with a left brace, but the one for `y[0]` does not, therefore three elements from the list are used. Likewise the next three are taken successively for `y[1]` and `y[2]`. —end example]

- 12 All implicit type conversions (4) are considered when initializing the aggregate member with an initializer from an *initializer-list*. If the *initializer* can initialize a member, the member is initialized. Otherwise, if the member is itself a non-empty subaggregate, brace elision is assumed and the *initializer* is considered for the initialization of the first member of the subaggregate. [Example:

```
struct A {
    int i;
    operator int();
};
struct B {
    A a1, a2;
    int z;
};
A a;
B b = { 4, a, a };
```

Braces are elided around the *initializer* for `b.a1.i`. `b.a1.i` is initialized with 4, `b.a2` is initialized with `a`, `b.z` is initialized with whatever `a.operator int()` returns.]

- 13 [Note: An aggregate array or an aggregate class may contain members of a class type with a user-declared constructor (12.1). Initialization of these aggregate objects is described in 12.6.1.]
- 14 When an aggregate with static storage duration is initialized with a brace-enclosed *initializer-list*, if all the member initializer expressions are constant expressions, and the aggregate is a POD type, the initialization shall be done during the static phase of initialization (3.6.2); otherwise, it is unspecified whether the initialization of members with constant expressions takes place during the static phase or during the dynamic phase of initialization.
- 15 When a union is initialized with a brace-enclosed initializer, the braces shall only contain an initializer for the first member of the union. [Example:

```
union u { int a; char* b; };

u a = { 1 };
u b = a;
u c = 1; // error
u d = { 0, "asdf" }; // error
u e = { "asdf" }; // error
```

—end example] [Note: as described above, the braces around the initializer for a union member can be omitted if the union is a member of another aggregate.]

8.5.2 Character arrays

[dcl.init.string]

- 1 A `char` array (whether plain `char`, `signed char`, or `unsigned char`) can be initialized by a *string-literal*; a `wchar_t` array can be initialized by a wide *string-literal*; successive characters of the *string-literal* initialize the members of the array. [Example:

```
char msg[] = "Syntax error on line %s\n";
```

shows a character array whose members are initialized with a *string-literal*. Note that because `'\n'` is a single character and because a trailing `'\0'` is appended, `sizeof(msg)` is 25.]

- 2 There shall not be more initializers than there are array elements. [Example:

```
char cv[4] = "asdf"; // error
```


is ill-formed since there is no space for the implied trailing ‘\0’.]

8.5.3 References

[dcl.init.ref]

- 1 A variable declared to be a T&, that is “reference to type T” (8.3.2), shall be initialized by an object, or function, of type T or by an object that can be converted into a T. [Example:

```
int g(int);
void f()
{
    int i;
    int& r = i; // 'r' refers to 'i'
    r = 1;     // the value of 'i' becomes 1
    int* p = &r; // 'p' points to 'i'
    int& rr = r; // 'rr' refers to what 'r' refers to,
                // that is, to 'i'
    int (&rg)(int) = g; // 'rg' refers to the function 'g'
    rg(i);              // calls function 'g'
    int a[3];
    int (&ra)[3] = a; // 'ra' refers to the array 'a'
    ra[1] = i;       // modifies 'a[1]'
}
```

—end example]

- 2 A reference cannot be changed to refer to another object after initialization. Note that initialization of a reference is treated very differently from assignment to it. Argument passing (5.2.2) and function value return (6.6.3) are initializations.
- 3 The initializer can be omitted for a reference only in a parameter declaration (8.3.5), in the declaration of a function return type, in the declaration of a class member within its class declaration (9.2), and where the extern specifier is explicitly used. [Example:

```
int& r1; // error: initializer missing
extern int& r2; // ok
```

—end example]

- 4 Given types “cv1 T1” and “cv2 T2,” “cv1 T1” is *reference-related* to “cv2 T2” if T1 is the same type as T2, or T1 is a base class of T2. “cv1 T1” is *reference-compatible* with “cv2 T2” if T1 is reference-related to T2 and cv1 is the same cv-qualification as, or greater cv-qualification than, cv2. For purposes of overload resolution, cases for which cv1 is greater cv-qualification than cv2 are identified as *reference-compatible with added qualification* (see 13.3.3.2). In all cases where the reference-related or reference-compatible relationship of two types is used to establish the validity of a reference binding, and T1 is a base class of T2, a program that necessitates such a binding is ill-formed if T1 is an inaccessible (11) or ambiguous (10.2) base class of T2.
- 5 A reference to type “cv1 T1” is initialized by an expression of type “cv2 T2” as follows:
- If the initializer expression is an lvalue (but not an lvalue for a bit-field), and
- 6
- “cv1 T1” is reference-compatible with “cv2 T2,” or
 - T2 is a class type, and the initializer expression can be implicitly converted to an lvalue of type “cv3 T3,” where “cv1 T1” is reference-compatible with “cv3 T3”⁸⁹⁾ (this conversion is selected by enumerating the applicable conversion functions (13.3.1.6) and choosing the best one through overload resolution (13.3)), then

⁸⁹⁾ This requires a conversion function (12.3.2) returning a reference type.

- 7 the reference is bound directly to the initializer expression lvalue in the first case, and the reference is bound to the lvalue result of the conversion in the second case. In this case the reference is said to *bind directly* to the initializer expression. [Note: the usual lvalue-to-rvalue (4.1), array-to-pointer (4.2), and function-to-pointer (4.3) standard conversions are not needed, and therefore are suppressed, when such direct bindings to lvalues are done.] [Example:

```
double d = 2.0;
double& rd = d;           // rd refers to 'd'
const double& rcd = d;   // rcd refers to 'd'

struct A { };
struct B : public A { } b;
A& ra = b;               // ra refers to A sub-object in 'b'
const A& rca = b;        // rca refers to A sub-object in 'b'
```

—end example]

- 8 — Otherwise, the reference shall be to a non-volatile const type (i.e., *cv1* shall be const). [Example:

```
double& rd2 = 2.0;       // error: not an lvalue and reference
                        //   not const
int i = 2;
double& rd3 = i;        // error: type mismatch and reference
                        //   not const
```

—end example]

- If the initializer expression is an rvalue, with T2 a class type, and “*cv1* T1” is reference-compatible with “*cv2* T2,” the reference is bound in one of the following ways (the choice is implementation-defined):

- The reference is bound directly to the object represented by the rvalue (see 3.10) or to a sub-object within that object.
- A temporary of type “*cv1* T2” [sic] is created, and a copy constructor is called to copy the entire rvalue object into the temporary. The reference is bound to the temporary or to a sub-object within the temporary.⁹⁰⁾

- 9 The appropriate copy constructor must be callable whether or not the copy is actually done. [Example:

```
struct A { };
struct B : public A { } b;
extern B f();
const A& rca = f();      // Either bound directly or
                        //   the entire B object is copied and
                        //   the reference is bound to the
                        //   A sub-object of the copy
```

—end example]

- 10 — Otherwise, a temporary of type “*cv1* T1” is created and initialized from the initializer expression using the rules for a non-reference copy initialization (8.5). The reference is then bound to the temporary. If T1 is reference-related to T2, *cv1* must be the same cv-qualification as, or greater cv-qualification than, *cv2*; otherwise, the program is ill-formed. [Example:

⁹⁰⁾ Clearly, if the reference initialization being processed is one for the first argument of a copy constructor call, an implementation must eventually choose the direct-binding alternative to avoid infinite recursion.

```
const double& rcd2 = 2; // rcd2 refers to temporary
                      // with value '2.0'
const volatile int cvi = 1;
const int& r = cvi;    // error: type qualifiers dropped
```

—*end example*]

11 [Note: 12.2 describes the lifetime of temporaries bound to references.]

9 Classes

[class]

- 1 A class is a type. Its name becomes a *class-name* (9.1) within its scope.

class-name:
 identifier
 template-id

Class-specifiers and *elaborated-type-specifiers* (7.1.5.3) are used to make *class-names*. An object of a class consists of a (possibly empty) sequence of members and base class objects.

class-specifier:
 class-head { *member-specification*_{opt} }

class-head:
 class-key *identifier*_{opt} *base-clause*_{opt}
 class-key *nested-name-specifier* *identifier* *base-clause*_{opt}

class-key:
 class
 struct
 union

- 2 A *class-name* is inserted into the scope in which it is declared immediately after the *class-name* is seen. The *class-name* is also inserted into the scope of the class itself. For purposes of access checking, the inserted class name is treated as if it were a public member name. A *class-specifier* is commonly referred to as a class definition. A class is considered defined after the closing brace of its *class-specifier* has been seen even though its member functions are in general not yet defined.
- 3 A class with an empty sequence of members and base class objects is an *empty* class. Complete objects and member subobjects of an empty class type shall have nonzero size.⁹¹⁾ [Note: class objects can be assigned, passed as arguments to functions, and returned by functions (except objects of classes for which copying has been restricted; see 12.8). Other plausible operators, such as equality comparison, can be defined by the user; see 13.5.]
- 4 A *structure* is a class defined with the *class-key* `struct`; its members and base classes (10) are public by default (11). A *union* is a class defined with the *class-key* `union`; its members are public by default and it holds only one data member at a time (9.5). [Note: aggregates of class type are described in 8.5.1.] A *POD-struct*⁹²⁾ is an aggregate class that has no non-static data members of type pointer to member, non-POD-struct, non-POD-union (or array of such types) or reference, and has no user-defined copy assignment operator and no user-defined destructor. Similarly, a *POD-union* is an aggregate union that has no non-static data members of type pointer to member, non-POD-struct, non-POD-union (or array of such types) or reference, and has no user-defined copy assignment operator and no user-defined destructor. A *POD class* is a class that is either a POD-struct or a POD-union.

⁹¹⁾ That is, a base class subobject of an empty class type may have zero size.

⁹²⁾ The acronym POD stands for “plain ol’ data.”

9.1 Class names

[class.name]

- 1 A class definition introduces a new type. [Example:

```
struct X { int a; };
struct Y { int a; };
X a1;
Y a2;
int a3;
```

declares three variables of three different types. This implies that

```
a1 = a2;           // error: Y assigned to X
a1 = a3;           // error: int assigned to X
```

are type mismatches, and that

```
int f(X);
int f(Y);
```

declare an overloaded (13) function `f()` and not simply a single function `f()` twice. For the same reason,

```
struct S { int a; };
struct S { int a; }; // error, double definition
```

is ill-formed because it defines `S` twice.]

- 2 A class definition introduces the class name into the scope where it is defined and hides any class, object, function, or other declaration of that name in an enclosing scope (3.3). If a class name is declared in a scope where an object, function, or enumerator of the same name is also declared, then when both declarations are in scope, the class can be referred to only using an *elaborated-type-specifier* (3.4.4). [Example:

```
struct stat {
    // ...
};

stat gstat;           // use plain 'stat' to
                      // define variable

int stat(struct stat*); // redeclare 'stat' as function

void f()
{
    struct stat* ps;   // 'struct' prefix needed
                      // to name struct stat
    // ...
    stat(ps);         // call stat()
    // ...
}
```

—end example] A declaration consisting solely of *class-key identifier*; is either a redeclaration of the name in the current scope or a forward declaration of the identifier as a class name. It introduces the class name into the current scope. [Example:

```
struct s { int a; };

void g()
{
    struct s;           // hide global struct 's'
                      // with a local declaration
    s* p;              // refer to local struct 's'
    struct s { char* p; }; // define local struct 's'
    struct s;         // redeclaration, has no effect
}
```

—end example] [Note: Such declarations allow definition of classes that refer to each other. [Example:

```

class Vector;

class Matrix {
    // ...
    friend Vector operator*(Matrix&, Vector&);
};

class Vector {
    // ...
    friend Vector operator*(Matrix&, Vector&);
};

```

Declaration of friends is described in 11.4, operator functions in 13.5.]]

- 3 An *elaborated-type-specifier* (7.1.5.3) can also be used in the declarations of objects and functions. It differs from a class declaration in that if a class of the elaborated name is in scope the elaborated name will refer to it. [Example:

```

struct s { int a; };

void g(int s)
{
    struct s* p = new struct s;    // global 's'
    p->a = s;                       // local 's'
}

```

—end example]

- 4 [Note: The declaration of a class name takes effect immediately after the *identifier* is seen in the class definition or *elaborated-type-specifier*. For example,

```
class A * A;
```

first specifies A to be the name of a class and then redefines it as the name of a pointer to an object of that class. This means that the elaborated form `class A` must be used to refer to the class. Such artistry with names can be confusing and is best avoided.]

- 5 A *typedef-name* (7.1.3) that names a class is a *class-name*, but shall not be used in an *elaborated-type-specifier*; see also 7.1.3.

9.2 Class members

[class.mem]

member-specification:

```

member-declaration member-specificationopt
access-specifier : member-specificationopt

```

member-declaration:

```

decl-specifier-seqopt member-declarator-listopt ;
function-definition ;opt
qualified-id ;
using-declaration
template-declaration

```

member-declarator-list:

```

member-declarator
member-declarator-list , member-declarator

```

member-declarator:

```

declarator pure-specifieropt
declarator constant-initializeropt
identifieropt : constant-expression

```

pure-specifier:
= 0

constant-initializer:
= *constant-expression*

- 1 The *member-specification* in a class definition declares the full set of members of the class; no member can be added elsewhere. Members of a class are data members, member functions (9.3), nested types, and enumerators. Data members and member functions are static or nonstatic; see 9.4. Nested types are classes (9.1, 9.7) and enumerations (7.2) defined in the class, and arbitrary types declared as members by use of a typedef declaration (7.1.3). The enumerators of an enumeration (7.2) defined in the class are members of the class. Except when used to declare friends (11.4) or to introduce the name of a member of a base class into a derived class (7.3.3,11.3), *member-declarations* declare members of the class, and each such *member-declaration* shall declare at least one member name of the class. A member shall not be declared twice in the *member-specification*, except that a nested class or member class template can be declared and then later defined.
- 2 A class is considered a completely-defined object type (3.9) (or complete type) at the closing } of the *class-specifier*. Within the class *member-specification*, the class is regarded as complete within function bodies, default arguments and constructor *ctor-initializers* (including such things in nested classes). Otherwise it is regarded as incomplete within its own class *member-specification*.
- 3 [Note: a single name can denote several function members provided their types are sufficiently different (13).]
- 4 A *member-declarator* can contain a *constant-initializer* only if it declares a `static` member (9.4) of integral or enumeration type, see 9.4.2.
- 5 A member can be initialized using a constructor; see 12.1. [Note: see clause 12 for a description of constructors and other special member functions.]
- 6 A member shall not be `auto`, `extern`, or `register`.
- 7 The *decl-specifier-seq* is omitted in constructor, destructor, and conversion function declarations only. The *member-declarator-list* can be omitted only after a *class-specifier*, an *enum-specifier*, or a *decl-specifier-seq* of the form `friend elaborated-type-specifier`. A *pure-specifier* shall be used only in the declaration of a virtual function (10.3).
- 8 Non-`static` (9.4) members that are class objects shall be objects of previously defined classes. In particular, a class `c1` shall not contain an object of class `c1`, but it can contain a pointer or reference to an object of class `c1`. When an array is used as the type of a nonstatic member all dimensions shall be specified.
- 9 Except when used to form a pointer to member (5.3.1), when used in the body of a nonstatic member function of its class or of a class derived from its class (9.3.1), or when used in a *mem-initializer* for a constructor for its class or for a class derived from its class (12.6.2), a nonstatic data or function member of a class shall only be referred to with the class member access syntax (5.2.5).
- 10 [Note: the type of a nonstatic member function is an ordinary function type, and the type of a nonstatic data member is an ordinary object type. There are no special member function types or data member types.]
- 11 [Example: A simple example of a class definition is

```
struct tnode {
    char tword[20];
    int count;
    tnode *left;
    tnode *right;
};
```

which contains an array of twenty characters, an integer, and two pointers to similar structures. Once this definition has been given, the declaration


```
tnode s, *sp;
```

declares `s` to be a `tnode` and `sp` to be a pointer to a `tnode`. With these declarations, `sp->count` refers to the `count` member of the structure to which `sp` points; `s.left` refers to the `left` subtree pointer of the structure `s`; and `s.right->tword[0]` refers to the initial character of the `tword` member of the `right` subtree of `s`.]

- 12 Nonstatic data members of a (non-union) class declared without an intervening *access-specifier* are allocated so that later members have higher addresses within a class object. The order of allocation of nonstatic data members separated by an *access-specifier* is unspecified (11.1). Implementation alignment requirements might cause two adjacent members not to be allocated immediately after each other; so might requirements for space for managing virtual functions (10.3) and virtual base classes (10.1).
- 13 If `T` is the name of a class, then each of the following shall have a name different from `T`:
- every data member of class `T`;
 - every member of class `T` that is itself a type;
 - every enumerator of every member of class `T` that is an enumerated type; and
 - every member of every anonymous union that is a member of class `T`.
- 14 Two POD-struct (9) types are layout-compatible if they have the same number of members, and corresponding members (in order) have layout-compatible types (3.9).
- 15 Two POD-union (9) types are layout-compatible if they have the same number of members, and corresponding members (in any order) have layout-compatible types (3.9).
- 16 If a POD-union contains two or more POD-structs that share a common initial sequence, and if the POD-union object currently contains one of these POD-structs, it is permitted to inspect the common initial part of any of them. Two POD-structs share a common initial sequence if corresponding members have layout-compatible types (and, for bit-fields, the same widths) for a sequence of one or more initial members.
- 17 A pointer to a POD-struct object, suitably converted, points to its initial member (or if that member is a bit-field, then to the unit in which it resides) and vice versa. [*Note*: There might therefore be unnamed padding within a POD-struct object, but not at its beginning, as necessary to achieve appropriate alignment.]

9.3 Member functions

[class.mfct]

- 1 Functions declared in the definition of a class, excluding those declared with a `friend` specifier (11.4), are called member functions of that class. A member function may be declared `static` in which case it is a *static* member function of its class (9.4); otherwise it is a *nonstatic* member function of its class (9.3.1, 9.3.2).
- 2 A member function may be defined (8.4) in its class definition, in which case it is an *inline* member function (7.1.2), or it may be defined outside of its class definition if it has already been declared but not defined in its class definition. A member function definition that appears outside of the class definition shall appear in a namespace scope enclosing the class definition. Except for member function definitions that appear outside of a class definition, and except for explicit specializations of template member functions (14.7) appearing outside of the class definition, a member function shall not be redeclared.
- 3 An *inline* member function (whether static or nonstatic) may also be defined outside of its class definition provided either its declaration in the class definition or its definition outside of the class definition declares the function as `inline`. [*Note*: member functions of a class in namespace scope have external linkage. Member functions of a local class (9.8) have no linkage. See 3.5.]
- 4 There shall be at most one definition of a non-inline member function in a program; no diagnostic is required. There may be more than one *inline* member function definition in a program. See 3.2 and 7.1.2.

- 5 If the definition of a member function is lexically outside its class definition, the member function name shall be qualified by its class name using the `::` operator. [Note: a name used in a member function definition (that is, in the *parameter-declaration-clause* including the default arguments (8.3.6), or in the member function body, or, for a constructor function (12.1), in a *mem-initializer* expression (12.6.2)) is looked up as described in 3.4.] [Example:

```
struct X {
    typedef int T;
    static T count;
    void f(T);
};
void X::f(T t = count) { }
```

The member function `f` of class `X` is defined in global scope; the notation `X::f` specifies that the function `f` is a member of class `X` and in the scope of class `X`. In the function definition, the parameter type `T` refers to the typedef member `T` declared in class `X` and the default argument `count` refers to the static data member `count` declared in class `X`.]

- 6 A static local variable in a member function always refers to the same object, whether or not the member function is inline.
- 7 Member functions may be mentioned in `friend` declarations after their class has been defined.
- 8 Member functions of a local class shall be defined inline in their class definition, if they are defined at all.
- 9 [Note: a member function can be declared (but not defined) using a typedef for a function type. The resulting member function has exactly the same type as it would have if the function declarator were provided explicitly, see 8.3.5. For example,

```
typedef void fv(void);
typedef void fvc(void) const;
struct S {
    fv memfunc1; // equivalent to: void memfunc1(void);
    void memfunc2();
    fvc memfunc3; // equivalent to: void memfunc3(void) const;
};
fv S::* pmfv1 = &S::memfunc1;
fv S::* pmfv2 = &S::memfunc2;
fvc S::* pmfv3 = &S::memfunc3;
```

Also see 14.3.]

9.3.1 Nonstatic member functions

[class.mfct.nonstatic]

- 1 A *nonstatic* member function may be called for an object of its class type, or for an object of a class derived (10) from its class type, using the class member access syntax (5.2.5, 13.3.1.1). A nonstatic member function may also be called directly using the function call syntax (5.2.2, 13.3.1.1)
- from within the body of a member function of its class or of a class derived from its class, or
 - from a *mem-initializer* (12.6.2) for a constructor for its class or for a class derived from its class.

If a nonstatic member function of a class `X` is called for an object that is not of type `X`, or of a type derived from `X`, the behavior is undefined.

- 2 When an *id-expression* (5.1) that is not part of a class member access syntax (5.2.5) and not used to form a pointer to member (5.3.1) is used in the body of a nonstatic member function of class `X` or used in the *mem-initializer* for a constructor of class `X`, if name lookup (3.4.1) resolves the name in the *id-expression* to a nonstatic nontype member of class `X` or of a base class of `X`, the *id-expression* is transformed into a class member access expression (5.2.5) using `(*this)` (9.3.2) as the *postfix-expression* to the left of the `.` operator. The member name then refers to the member of the object for which the function is called. Similarly during name lookup, when an *unqualified-id* (5.1) used in the definition of a member function for

class X resolves to a static member, an enumerator or a nested type of class X or of a base class of X, the *unqualified-id* is transformed into a *qualified-id* (5.1) in which the *nested-name-specifier* names the class of the member function. [Example:

```

struct tnode {
    char tword[20];
    int count;
    tnode *left;
    tnode *right;
    void set(char*, tnode* l, tnode* r);
};

void tnode::set(char* w, tnode* l, tnode* r)
{
    count = strlen(w)+1;
    if (sizeof(tword)<=count)
        perror("tnode string too long");
    strcpy(tword,w);
    left = l;
    right = r;
}

void f(tnode n1, tnode n2)
{
    n1.set("abc",&n2,0);
    n2.set("def",0,0);
}

```

In the body of the member function `tnode::set`, the member names `tword`, `count`, `left`, and `right` refer to members of the object for which the function is called. Thus, in the call `n1.set("abc",&n2,0)`, `tword` refers to `n1.tword`, and in the call `n2.set("def",0,0)`, it refers to `n2.tword`. The functions `strlen`, `perror`, and `strcpy` are not members of the class `tnode` and should be declared elsewhere.⁹³⁾]

- 3 A nonstatic member function may be declared `const`, `volatile`, or `const volatile`. These *cv-qualifiers* affect the type of the `this` pointer (9.3.2). They also affect the function type (8.3.5) of the member function; a member function declared `const` is a *const* member function, a member function declared `volatile` is a *volatile* member function and a member function declared `const volatile` is a *const volatile* member function. [Example:

```

struct X {
    void g() const;
    void h() const volatile;
};

```

`X::g` is a `const` member function and `X::h` is a `const volatile` member function.]

- 4 A nonstatic member function may be declared *virtual* (10.3) or *pure virtual* (10.4).

9.3.2 The `this` pointer

[`class.this`]

- 1 In the body of a nonstatic (9.3) member function, the keyword `this` is a non-lvalue expression whose value is the address of the object for which the function is called. The type of `this` in a member function of a class X is `X*`. If the member function is declared `const`, the type of `this` is `const X*`, if the member function is declared `volatile`, the type of `this` is `volatile X*`, and if the member function is declared `const volatile`, the type of `this` is `const volatile X*`.

⁹³⁾ See, for example, `<cstring>` (21.4).

- 2 In a `const` member function, the object for which the function is called is accessed through a `const` access path; therefore, a `const` member function shall not modify the object and its non-static data members. [Example:

```

struct s {
    int a;
    int f() const;
    int g() { return a++; }
    int h() const { return a++; } // error
};

int s::f() const { return a; }

```

The `a++` in the body of `s::h` is ill-formed because it tries to modify (a part of) the object for which `s::h()` is called. This is not allowed in a `const` member function because `this` is a pointer to `const`; that is, `*this` has `const` type.]

- 3 Similarly, `volatile` semantics (7.1.5.1) apply in `volatile` member functions when accessing the object and its non-static data members.
- 4 A *cv-qualified* member function can be called on an object-expression (5.2.5) only if the object-expression is as *cv-qualified* or less-*cv-qualified* than the member function. [Example:

```

void k(s& x, const s& y)
{
    x.f();
    x.g();
    y.f();
    y.g(); // error
}

```

The call `y.g()` is ill-formed because `y` is `const` and `s::g()` is a non-`const` member function, that is, `s::g()` is less-qualified than the object-expression `y`.]

- 5 Constructors (12.1) and destructors (12.4) shall not be declared `const`, `volatile` or `const volatile`. [Note: However, these functions can be invoked to create and destroy objects with *cv-qualified* types, see (12.1) and (12.4).]

9.4 Static members

[**class.static**]

- 1 A data or function member of a class may be declared `static` in a class definition, in which case it is a *static member* of the class.
- 2 A *static member* `s` of class `X` may be referred to using the *qualified-id* expression `X::s`; it is not necessary to use the class member access syntax (5.2.5) to refer to a *static member*. A *static member* may be referred to using the class member access syntax, in which case the *object-expression* is always evaluated. [Example:

```

class process {
public:
    static void reschedule();
};

process& g();

void f()
{
    process::reschedule(); // ok: no object necessary
    g().reschedule(); // g() is called
}

```

—end example] A *static member* may be referred to directly in the scope of its class or in the scope of a class derived (10) from its class; in this case, the *static member* is referred to as if a *qualified-id* expression was used, with the *nested-name-specifier* of the *qualified-id* naming the class scope from which the

static member is referenced. [Example:

```
int g();
struct X {
    static int g();
};
struct Y : X {
    static int i;
};
int Y::i = g(); // equivalent to Y::g();
```

—end example]

- 3 If an *unqualified-id* (5.1) is used in the definition of a static member following the member's *declarator-id*, and name lookup (3.4.1) finds that the *unqualified-id* refers to a static member, enumerator, or nested type of the member's class (or of a base class of the member's class), the *unqualified-id* is transformed into a *qualified-id* expression in which the *nested-name-specifier* names the class scope from which the member is referenced. The definition of a static member shall not use directly the names of the nonstatic members of its class or of a base class of its class (including as operands of the `sizeof` operator). The definition of a static member may only refer to these members to form pointer to members (5.3.1) or with the class member access syntax (5.2.5).
- 4 Static members obey the usual class member access rules (11). When used in the declaration of a class member, the `static` specifier shall only be used in the member declarations that appear within the *member-specification* of the class declaration. [Note: it cannot be specified in member declarations that appear in namespace scope.]

9.4.1 Static member functions

[class.static.mfct]

- 1 [Note: the rules described in 9.3 apply to static member functions.]
- 2 [Note: a static member function does not have a `this` pointer (9.3.2).] A static member function shall not be `virtual`. There shall not be a static and a nonstatic member function with the same name and the same parameter types (13.1). A static member function shall not be declared `const`, `volatile`, or `const volatile`.

9.4.2 Static data members

[class.static.data]

- 1 A static data member is not part of the subobjects of a class. There is only one copy of a static data member shared by all the objects of the class.
- 2 The declaration of a static data member in its class definition is not a definition and may be of an incomplete type other than `cv-qualified void`. A definition shall be provided for the static data member if it is used (3.2) in the program. The definition shall appear in a namespace scope enclosing the member's class definition. In the definition at namespace scope, the name of the static data member shall be qualified by its class name using the `::` operator. The *initializer* expression in the definition of a static data member is in the scope of its class (3.3.6). [Example:

```
class process {
    static process* run_chain;
    static process* running;
};

process* process::running = get_main();
process* process::run_chain = running;
```

The static data member `run_chain` of class `process` is defined in global scope; the notation `process::run_chain` specifies that the member `run_chain` is a member of class `process` and in the scope of class `process`. In the static data member definition, the *initializer* expression refers to the static data member `running` of class `process`.]

- 3 [Note: once the `static` data member has been defined, it exists even if no objects of its class have been created. [Example: in the example above, `run_chain` and `running` exist even if no objects of class `process` are created by the program.]]
- 4 If a `static` data member is of `const` integral or `const` enumeration type, its declaration in the class definition can specify a *constant-initializer* which shall be an integral constant expression (5.19). In that case, the member can appear in integral constant expressions within its scope. The member shall still be defined in a namespace scope if it is used in the program and the namespace scope definition shall not contain an *initializer*.
- 5 There shall be exactly one definition of a `static` data member that is used in a program; no diagnostic is required; see 3.2. Unnamed classes and classes contained directly or indirectly within unnamed classes shall not contain `static` data members. [Note: this is because there is no mechanism to provide the definitions for such `static` data members.]
- 6 `Static` data members of a class in namespace scope have external linkage (3.5). A local class shall not have `static` data members.
- 7 `Static` data members are initialized and destroyed exactly like non-local objects (3.6.2, 3.6.3).
- 8 A `static` data member shall not be mutable (7.1.1).

9.5 Unions

[class.union]

- 1 In a union, at most one of the data members can be active at any time, that is, the value of at most one of the data members can be stored in a union at any time. The size of a union is sufficient to contain the largest of its data members. Each data member is allocated as if it were the sole member of a struct. A union can have member functions (including constructors and destructors), but not virtual (10.3) functions. A union shall not have base classes. A union shall not be used as a base class. An object of a class with a non-trivial default constructor (12.1), a non-trivial copy constructor (12.8), a non-trivial destructor (12.4), or a non-trivial copy assignment operator (13.5.3, 12.8) cannot be a member of a union, nor can an array of such objects. If a union contains a `static` data member, or a member of reference type, the program is ill-formed.
- 2 A union of the form

```
union { member-specification } ;
```

is called an anonymous union; it defines an unnamed object of unnamed type. The *member-specification* of an anonymous union shall only define non-`static` data members. [Note: nested types and functions cannot be declared within an anonymous union.] The names of the members of an anonymous union shall be distinct from the names of any other entity in the scope in which the anonymous union is declared. For the purpose of name look up, after the anonymous union definition, the members of the anonymous union are considered to have been defined in the scope in which the anonymous union is declared. [Example:

```
void f()
{
    union { int a; char* p; };
    a = 1;
    // ...
    p = "Jennifer";
    // ...
}
```

Here `a` and `p` are used like ordinary (nonmember) variables, but since they are union members they have the same address.]

- 3 Anonymous unions declared at namespace scope shall be declared `static`. Anonymous unions declared at block scope shall be declared with any storage class allowed for a block-scope variable, or with no storage class. A storage class is not allowed in a declaration of an anonymous union in a class scope. An anonymous union shall not have `private` or `protected` members (11). An anonymous union shall not have function members.

- 4 A union for which objects or pointers are declared is not an anonymous union. [Example:

```
union { int aa; char* p; } obj, *ptr = &obj;
aa = 1;           // error
ptr->aa = 1;      // ok
```

The assignment to plain `aa` is ill formed since the member name is not visible outside the union, and even if it were visible, it is not associated with any particular object.] [Note: Initialization of unions with no user-declared constructors is described in (8.5.1).]

9.6 Bit-fields

[class.bit]

- 1 A *member-declarator* of the form

identifier_{opt} : *constant-expression*

specifies a bit-field; its length is set off from the bit-field name by a colon. The bit-field attribute is not part of the type of the class member. The *constant-expression* shall be an integral constant-expression with a value greater than or equal to zero. The constant-expression may be larger than the number of bits in the object representation (3.9) of the bit-field's type; in such cases the extra bits are used as padding bits and do not participate in the value representation (3.9) of the bit-field. Allocation of bit-fields within a class object is implementation-defined. Alignment of bit-fields is implementation-defined. Bit-fields are packed into some addressable allocation unit. [Note: bit-fields straddle allocation units on some machines and not on others. Bit-fields are assigned right-to-left on some machines, left-to-right on others.]

- 2 A declaration for a bit-field that omits the *identifier* declares an *unnamed* bit-field. Unnamed bit-fields are not members and cannot be initialized. [Note: an unnamed bit-field is useful for padding to conform to externally-imposed layouts.] As a special case, an unnamed bit-field with a width of zero specifies alignment of the next bit-field at an allocation unit boundary. Only when declaring an unnamed bit-field may the *constant-expression* be a value equal to zero.
- 3 A bit-field shall not be a static member. A bit-field shall have integral or enumeration type (3.9.1). It is implementation-defined whether a plain (neither explicitly signed nor unsigned) `char`, `short`, `int` or `long` bit-field is signed or unsigned. A `bool` value can successfully be stored in a bit-field of any nonzero size. The address-of operator `&` shall not be applied to a bit-field, so there are no pointers to bit-fields. A non-const reference shall not be bound to a bit-field (8.5.3). [Note: if the initializer for a reference of type `const T&` is an lvalue that refers to a bit-field, the reference is bound to a temporary initialized to hold the value of the bit-field; the reference is not bound to the bit-field directly. See 8.5.3.]
- 4 If the value `true` or `false` is stored into a bit-field of type `bool` of any size (including a one bit bit-field), the original `bool` value and the value of the bit-field shall compare equal. If the value of an enumerator is stored into a bit-field of the same enumeration type and the number of bits in the bit-field is large enough to hold all the values of that enumeration type, the original enumerator value and the value of the bit-field shall compare equal. [Example:

```
enum BOOL { f=0, t=1 };
struct A {
    BOOL b:1;
};
A a;
void f() {
    a.b = t;
    if (a.b == t) // shall yield true
        { /* ... */ }
}
```

—end example]

9.7 Nested class declarations**[class.nest]**

- 1 A class can be defined within another class. A class defined within another is called a *nested* class. The name of a nested class is local to its enclosing class. The nested class is in the scope of its enclosing class. Except by using explicit pointers, references, and object names, declarations in a nested class can use only type names, static members, and enumerators from the enclosing class. [Example:

```

int x;
int y;

class enclose {
public:
    int x;
    static int s;

    class inner {

        void f(int i)
        {
            int a = sizeof(x); // error: refers to enclose::x
            x = i; // error: assign to enclose::x
            s = i; // ok: assign to enclose::s
            ::x = i; // ok: assign to global x
            y = i; // ok: assign to global y
        }

        void g(enclose* p, int i)
        {
            p->x = i; // ok: assign to enclose::x
        }

    };
};

inner* p = 0; // error 'inner' not in scope

```

—end example]

- 2 Member functions and static data members of a nested class can be defined in a namespace scope enclosing the definition of their class. [Example:

```

class enclose {
public:
    class inner {
        static int x;
        void f(int i);
    };
};

int enclose::inner::x = 1;

void enclose::inner::f(int i) { /* ... */ }

```

—end example]

- 3 If class X is defined in a namespace scope, a nested class Y may be declared in class X and later defined in the definition of class X or be later defined in a namespace scope enclosing the definition of class X. [Example:


```

class E {
    class I1;      // forward declaration of nested class
    class I2;
    class I1 {};  // definition of nested class
};
class E::I2 {};  // definition of nested class

```

—end example]

- 4 Like a member function, a friend function (11.4) defined within a nested class is in the lexical scope of that class; it obeys the same rules for name binding as a static member function of that class (9.4) and has no special access rights to members of an enclosing class.

9.8 Local class declarations

[class.local]

- 1 A class can be defined within a function definition; such a class is called a *local* class. The name of a local class is local to its enclosing scope. The local class is in the scope of the enclosing scope. Declarations in a local class can use only type names, static variables, extern variables and functions, and enumerators from the enclosing scope. [Example:

```

int x;
void f()
{
    static int s ;
    int x;
    extern int g();

    struct local {
        int g() { return x; }    // error: 'x' is auto
        int h() { return s; }    // ok
        int k() { return ::x; }  // ok
        int l() { return g(); }  // ok
    };
    // ...
}

local* p = 0;    // error: 'local' not in scope

```

—end example]

- 2 An enclosing function has no special access to members of the local class; it obeys the usual access rules (11). Member functions of a local class shall be defined within their class definition, if they are defined at all.
- 3 If class X is a local class a nested class Y may be declared in class X and later defined in the definition of class X or be later defined in the same scope as the definition of class X. A class nested within a local class is a local class.
- 4 A local class shall not have static data members.

9.9 Nested type names

[class.nested.type]

- 1 Type names obey exactly the same scope rules as other names. In particular, type names defined within a class definition cannot be used outside their class without qualification. [Example:

```
class X {
public:
    typedef int I;
    class Y { /* ... */ };
    I a;
};

I b;      // error
Y c;     // error
X::Y d;  // ok
X::I e;  // ok
```

—end example]

10 Derived classes

[class.derived]

- 1 A list of base classes can be specified in a class definition using the notation:

```
base-clause:
    : base-specifier-list

base-specifier-list:
    base-specifier
    base-specifier-list , base-specifier

base-specifier:
    ::opt nested-name-specifieropt class-name
    virtual access-specifieropt ::opt nested-name-specifieropt class-name
    access-specifier virtualopt ::opt nested-name-specifieropt class-name

access-specifier:
    private
    protected
    public
```

The *class-name* in a *base-specifier* shall not be an incompletely defined class (9); this class is called a *direct base class* for the class being declared. During the look up for a base class name, non-type names are ignored (3.3.7). If the name found is not a *class-name*, the program is ill-formed. A class B is a base class of a class D if it is a direct base class of D or a direct base class of one of D's base classes. A class is an *indirect* base class of another if it is a base class but not a direct base class. A class is said to be (directly or indirectly) *derived* from its (direct or indirect) base classes. [Note: for the meaning of *access-specifier* see 11.] Unless redefined in the derived class, members of a base class are also considered to be members of the derived class. The base class members are said to be *inherited* by the derived class. Inherited members can be referred to in expressions in the same manner as other members of the derived class, unless their names are hidden or ambiguous (10.2). [Note: the scope resolution operator :: (5.1) can be used to refer to a direct or indirect base member explicitly. This allows access to a name that has been redefined in the derived class. A derived class can itself serve as a base class subject to access control; see 11.2. A pointer to a derived class can be implicitly converted to a pointer to an accessible unambiguous base class (4.10). An lvalue of a derived class type can be bound to a reference to an accessible unambiguous base class (8.5.3).]

- 2 The *base-specifier-list* specifies the type of the *base class subobjects* contained in an object of the derived class type. [Example:

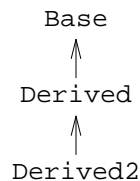
```
class Base {
public:
    int a, b, c;
};

class Derived : public Base {
public:
    int b;
};
```

```
class Derived2 : public Derived {
public:
    int c;
};
```

Here, an object of class `Derived2` will have a sub-object of class `Derived` which in turn will have a sub-object of class `Base`.]

- 3 The order in which the base class subobjects are allocated in the most derived object (1.7) is unspecified. [Note: a derived class and its base class sub-objects can be represented by a directed acyclic graph (DAG) where an arrow means “directly derived from.” A DAG of sub-objects is often referred to as a “sub-object lattice.”



The arrows need not have a physical representation in memory.]

- 4 [Note: initialization of objects representing base classes can be specified in constructors; see 12.6.2.]
- 5 [Note: A base class subobject might have a layout (3.7) different from the layout of a most derived object of the same type. A base class subobject might have a polymorphic behavior (12.7) different from the polymorphic behavior of a most derived object of the same type. A base class subobject may be of zero size (9); however, two subobjects that have the same class type and that belong to the same most derived object must not be allocated at the same address (5.10).]

10.1 Multiple base classes

[class.mi]

- 1 A class can be derived from any number of base classes. [Note: the use of more than one direct base class is often called multiple inheritance.] [Example:

```
class A { /* ... */ };
class B { /* ... */ };
class C { /* ... */ };
class D : public A, public B, public C { /* ... */ };
```

—end example]

- 2 [Note: the order of derivation is not significant except as specified by the semantics of initialization by constructor (12.6.2), cleanup (12.4), and storage layout (9.2, 11.1).]
- 3 A class shall not be specified as a direct base class of a derived class more than once. [Note: a class can be an indirect base class more than once and can be a direct and an indirect base class.] [Example:

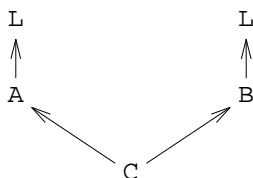
```
class X { /* ... */ };
class Y : public X, public X { /* ... */ }; // ill-formed

class L { public: int next; /* ... */ };
class A : public L { /* ... */ };
class B : public L { /* ... */ };
class C : public A, public B { void f(); /* ... */ }; // well-formed
class D : public A, public L { void f(); /* ... */ }; // well-formed
```

—end example]

- 4 A base class specifier that does not contain the keyword `virtual`, specifies a *nonvirtual* base class. A base class specifier that contains the keyword `virtual`, specifies a *virtual* base class. For each distinct occurrence of a nonvirtual base class in the class lattice of the most derived class, the most derived object (1.7) shall contain a corresponding distinct base class subobject of that type. For each distinct base class

that is specified virtual, the most derived object shall contain a single base class subobject of that type. [Example: for an object of class type C, each distinct occurrence of a (non-virtual) base class L in the class lattice of C corresponds one-to-one with a distinct L subobject within the object of type C. Given the class C defined above, an object of class C will have two sub-objects of class L as shown below.



In such lattices, explicit qualification can be used to specify which subobject is meant. The body of function `C::f` could refer to the member `next` of each L subobject:

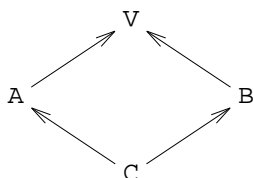
```
void C::f() { A::next = B::next; } // well-formed
```

Without the `A::` or `B::` qualifiers, the definition of `C::f` above would be ill-formed because of ambiguity (10.2).

5 For another example,

```
class V { /* ... */ };
class A : virtual public V { /* ... */ };
class B : virtual public V { /* ... */ };
class C : public A, public B { /* ... */ };
```

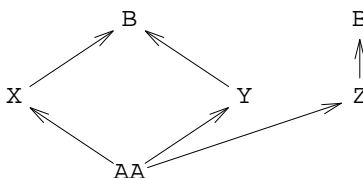
for an object `c` of class type C, a single subobject of type V is shared by every base subobject of `c` that is declared to have a virtual base class of type V. Given the class C defined above, an object of class C will have one subobject of class V, as shown below.



6 A class can have both virtual and nonvirtual base classes of a given type.

```
class B { /* ... */ };
class X : virtual public B { /* ... */ };
class Y : virtual public B { /* ... */ };
class Z : public B { /* ... */ };
class AA : public X, public Y, public Z { /* ... */ };
```

For an object of class AA, all virtual occurrences of base class B in the class lattice of AA correspond to a single B subobject within the object of type AA, and every other occurrence of a (non-virtual) base class B in the class lattice of AA corresponds one-to-one with a distinct B subobject within the object of type AA. Given the class AA defined above, class AA has two sub-objects of class B: Z's B and the virtual B shared by X and Y, as shown below.



—end example]

10.2 Member name lookup

[class.member.lookup]

- 1 Member name lookup determines the meaning of a name (*id-expression*) in a class scope (3.3.6). Name lookup can result in an *ambiguity*, in which case the program is ill-formed. For an *id-expression*, name lookup begins in the class scope of `this`; for a *qualified-id*, name lookup begins in the scope of the *nested-name-specifier*. Name lookup takes place before access control (3.4, 11).
- 2 The following steps define the result of name lookup in a class scope, C. First, every declaration for the name in the class and in each of its base class sub-objects is considered. A member name `f` in one sub-object B *hides* a member name `f` in a sub-object A if A is a base class sub-object of B. Any declarations that are so hidden are eliminated from consideration. Each of these declarations that was introduced by a *using-declaration* is considered to be from each sub-object of C that is of the type containing the declaration designated by the *using-declaration*.⁹⁴⁾ If the resulting set of declarations are not all from sub-objects of the same type, or the set has a nonstatic member and includes members from distinct sub-objects, there is an ambiguity and the program is ill-formed. Otherwise that set is the result of the lookup.
- 3 [Example:

```

class A {
public:
    int a;
    int (*b)();
    int f();
    int f(int);
    int g();
};

class B {
    int a;
    int b();
public:
    int f();
    int g;
    int h();
    int h(int);
};

class C : public A, public B {};

void g(C* pc)
{
    pc->a = 1; // error: ambiguous: A::a or B::a
    pc->b(); // error: ambiguous: A::b or B::b
    pc->f(); // error: ambiguous: A::f or B::f
    pc->f(1); // error: ambiguous: A::f or B::f
    pc->g(); // error: ambiguous: A::g or B::g
    pc->g = 1; // error: ambiguous: A::g or B::g
    pc->h(); // ok
    pc->h(1); // ok
}

```

—end example] [Example:

⁹⁴⁾ Note that *using-declarations* cannot be used to resolve inherited member ambiguities; see 7.3.3.

```

struct U { static int i; };
struct V : U { };
struct W : U { using U::i; };
struct X : V, W { void foo(); };
void X::foo() {
    i;          // finds U::i in two ways: as W::i and U::i in V
               // no ambiguity because U::i is static
}

```

—end example]

- 4 If the name of an overloaded function is unambiguously found, overloading resolution (13.3) also takes place before access control. Ambiguities can often be resolved by qualifying a name with its class name. [Example:

```

class A {
public:
    int f();
};

class B {
public:
    int f();
};

class C : public A, public B {
    int f() { return A::f() + B::f(); }
};

```

—end example]

- 5 A static member, a nested type or an enumerator defined in a base class T can unambiguously be found even if an object has more than one base class subobject of type T. Two base class subobjects share the nonstatic member subobjects of their common virtual base classes. [Example:

```

class V { public: int v; };
class A {
public:
    int a;
    static int s;
    enum { e };
};
class B : public A, public virtual V {};
class C : public A, public virtual V {};

class D : public B, public C { };

void f(D* pd)
{
    pd->v++;          // ok: only one 'v' (virtual)
    pd->s++;          // ok: only one 's' (static)
    int i = pd->e;   // ok: only one 'e' (enumerator)
    pd->a++;          // error, ambiguous: two 'a's in 'D'
}

```

—end example]

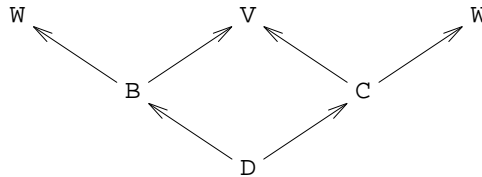
- 6 When virtual base classes are used, a hidden declaration can be reached along a path through the sub-object lattice that does not pass through the hiding declaration. This is not an ambiguity. The identical use with nonvirtual base classes is an ambiguity; in that case there is no unique instance of the name that hides all the others. [Example:

```

class V { public: int f(); int x; };
class W { public: int g(); int y; };
class B : public virtual V, public W
{
public:
    int f(); int x;
    int g(); int y;
};
class C : public virtual V, public W { };

class D : public B, public C { void glorp(); };

```



The names defined in V and the left hand instance of W are hidden by those in B, but the names defined in the right hand instance of W are not hidden at all.

```

void D::glorp()
{
    x++;           // ok: B::x hides V::x
    f();           // ok: B::f() hides V::f()
    y++;           // error: B::y and C's W::y
    g();           // error: B::g() and C's W::g()
}

```

—end example]

- 7 An explicit or implicit conversion from a pointer to or an lvalue of a derived class to a pointer or reference to one of its base classes shall unambiguously refer to a unique object representing the base class. [Example:

```

class V { };
class A { };
class B : public A, public virtual V { };
class C : public A, public virtual V { };
class D : public B, public C { };

void g()
{
    D d;
    B* pb = &d;
    A* pa = &d; // error, ambiguous: C's A or B's A ?
    V* pv = &d; // fine: only one V sub-object
}

```

—end example]

10.3 Virtual functions

[class.virtual]

- Virtual functions support dynamic binding and object-oriented programming. A class that declares or inherits a virtual function is called a *polymorphic class*.
- If a virtual member function `vf` is declared in a class `Base` and in a class `Derived`, derived directly or indirectly from `Base`, a member function `vf` with the same name and same parameter list as `Base::vf` is declared, then `Derived::vf` is also virtual (whether or not it is so declared) and it *overrides*⁹⁵⁾

⁹⁵⁾ A function with the same name but a different parameter list (13) as a virtual function is not necessarily virtual and does not over-

Base::vf. For convenience we say that any virtual function overrides itself. Then in any well-formed class, for each virtual function declared in that class or any of its direct or indirect base classes there is a unique *final overrider* that overrides that function and every other overrider of that function. The rules for member lookup (10.2) are used to determine the final overrider for a virtual function in the scope of a derived class but ignoring names introduced by *using-declarations*. [Example:

```

struct A {
    virtual void f();
};
struct B : virtual A {
    virtual void f();
};

struct C : B , virtual A {
    using A::f;
};
void foo() {
    C c;
    c.f();    // calls B::f, the final overrider
    c.c::f(); // calls A::f because of the using-declaration
}

```

—end example]

- 3 [Note: a virtual member function does not have to be visible to be overridden, for example,

```

struct B {
    virtual void f();
};
struct D : B {
    void f(int);
};
struct D2 : D {
    void f();
};

```

the function `f(int)` in class `D` hides the virtual function `f()` in its base class `B`; `D::f(int)` is not a virtual function. However, `f()` declared in class `D2` has the same name and the same parameter list as `B::f()`, and therefore is a virtual function that overrides the function `B::f()` even though `B::f()` is not visible in class `D2`.]

- 4 Even though destructors are not inherited, a destructor in a derived class overrides a base class destructor declared virtual; see 12.4 and 12.5.
- 5 The return type of an overriding function shall be either identical to the return type of the overridden function or *covariant* with the classes of the functions. If a function `D::f` overrides a function `B::f`, the return types of the functions are covariant if they satisfy the following criteria:

- both are pointers to classes or references to classes⁹⁶⁾
- the class in the return type of `B::f` is the same class as the class in the return type of `D::f` or, is an unambiguous direct or indirect base class of the class in the return type of `D::f` and is accessible in `D`
- both pointers or references have the same cv-qualification and the class type in the return type of `D::f` has the same cv-qualification as or less cv-qualification than the class type in the return type of `B::f`.

If the return type of `D::f` differs from the return type of `B::f`, the class type in the return type of `D::f` shall be complete at the point of declaration of `D::f` or shall be the class type `D`. When the overriding

ride. The use of the `virtual` specifier in the declaration of an overriding function is legal but redundant (has empty semantics). Access control (11) is not considered in determining overriding.

⁹⁶⁾ Multi-level pointers to classes or references to multi-level pointers to classes are not allowed.

function is called as the final overrider of the overridden function, its result is converted to the type returned by the (statically chosen) overridden function (5.2.2). [Example:

```

class B {};
class D : private B { friend class Derived; };
struct Base {
    virtual void vf1();
    virtual void vf2();
    virtual void vf3();
    virtual B*   vf4();
    virtual B*   vf5();
    void f();
};

struct No_good : public Base {
    D*   vf4();           // error: B (base class of D) inaccessible
};

class A;
struct Derived : public Base {
    void vf1();           // virtual and overrides Base::vf1()
    void vf2(int);        // not virtual, hides Base::vf2()
    char vf3();           // error: invalid difference in return type only
    D*   vf4();           // okay: returns pointer to derived class
    A*   vf5();           // error: returns pointer to incomplete class
    void f();
};

void g()
{
    Derived d;
    Base* bp = &d;        // standard conversion:
                          // Derived* to Base*
    bp->vf1();             // calls Derived::vf1()
    bp->vf2();             // calls Base::vf2()
    bp->f();               // calls Base::f() (not virtual)
    B*  p = bp->vf4();    // calls Derived::vf4() and converts the
                          // result to B*
    Derived* dp = &d;
    D*   q = dp->vf4();   // calls Derived::vf4() and does not
                          // convert the result to B*
    dp->vf2();            // ill-formed: argument mismatch
}

```

—end example]

- 6 [Note: the interpretation of the call of a virtual function depends on the type of the object for which it is called (the dynamic type), whereas the interpretation of a call of a nonvirtual member function depends only on the type of the pointer or reference denoting that object (the static type) (5.2.2).]
- 7 [Note: the `virtual` specifier implies membership, so a virtual function cannot be a nonmember (7.1.2) function. Nor can a virtual function be a static member, since a virtual function call relies on a specific object for determining which function to invoke. A virtual function declared in one class can be declared a friend in another class.]
- 8 A virtual function declared in a class shall be defined, or declared pure (10.4) in that class, or both; but no diagnostic is required (3.2).
- 9 [Example: here are some uses of virtual functions with multiple base classes:

```

struct A {
    virtual void f();
};

struct B1 : A {    // note non-virtual derivation
    void f();
};

struct B2 : A {
    void f();
};

struct D : B1, B2 {    // D has two separate A sub-objects
};

void foo()
{
    D d;
    // A* ap = &d; // would be ill-formed: ambiguous
    B1* b1p = &d;
    A* ap = b1p;
    D* dp = &d;
    ap->f(); // calls D::B1::f
    dp->f(); // ill-formed: ambiguous
}

```

In class D above there are two occurrences of class A and hence two occurrences of the virtual member function `A::f`. The final overrider of `B1::A::f` is `B1::f` and the final overrider of `B2::A::f` is `B2::f`.

- 10 The following example shows a function that does not have a unique final overrider:

```

struct A {
    virtual void f();
};

struct VB1 : virtual A {    // note virtual derivation
    void f();
};

struct VB2 : virtual A {
    void f();
};

struct Error : VB1, VB2 {    // ill-formed
};

struct Okay : VB1, VB2 {
    void f();
};

```

Both `VB1::f` and `VB2::f` override `A::f` but there is no overrider of both of them in class `Error`. This example is therefore ill-formed. Class `Okay` is well formed, however, because `Okay::f` is a final overrider.

- 11 The following example uses the well-formed classes from above.

```

struct VB1a : virtual A {    // does not declare f
};

```

```

struct Da : VB1a, VB2 {
};

void foe()
{
    VB1a* vblap = new Da;
    vblap->f(); // calls VB2::f
}

```

—end example]

- 12 Explicit qualification with the scope operator (5.1) suppresses the virtual call mechanism. [Example:

```

class B { public: virtual void f(); };
class D : public B { public: void f(); };

void D::f() { /* ... */ B::f(); }

```

Here, the function call in `D::f` really does call `B::f` and not `D::f`.]

10.4 Abstract classes

[class.abstract]

- 1 The abstract class mechanism supports the notion of a general concept, such as a `shape`, of which only more concrete variants, such as `circle` and `square`, can actually be used. An abstract class can also be used to define an interface for which derived classes provide a variety of implementations.
- 2 An *abstract class* is a class that can be used only as a base class of some other class; no objects of an abstract class can be created except as sub-objects of a class derived from it. A class is abstract if it has at least one *pure virtual function*. [Note: such a function might be inherited: see below.] A virtual function is specified *pure* by using a *pure-specifier* (9.2) in the function declaration in the class declaration. A pure virtual function need be defined only if explicitly called with the *qualified-id* syntax (5.1). [Example:

```

class point { /* ... */ };
class shape { // abstract class
    point center;
    // ...
public:
    point where() { return center; }
    void move(point p) { center=p; draw(); }
    virtual void rotate(int) = 0; // pure virtual
    virtual void draw() = 0; // pure virtual
    // ...
};

```

—end example] [Note: a function declaration cannot provide both a *pure-specifier* and a definition. For example,

```

struct C {
    virtual void f() { }=0; // ill-formed
};

```

—end note]

- 3 An abstract class shall not be used as a parameter type, as a function return type, or as the type of an explicit conversion. Pointers and references to an abstract class can be declared. [Example:

```

shape x; // error: object of abstract class
shape* p; // ok
shape f(); // error
void g(shape); // error
shape& h(shape&); // ok

```

—end example]

- 4 A class is abstract if it contains or inherits at least one pure virtual function for which the final overrider is pure virtual. [*Example:*

```
class ab_circle : public shape {
    int radius;
public:
    void rotate(int) {}
    // ab_circle::draw() is a pure virtual
};
```

Since `shape::draw()` is a pure virtual function `ab_circle::draw()` is a pure virtual by default. The alternative declaration,

```
class circle : public shape {
    int radius;
public:
    void rotate(int) {}
    void draw(); // a definition is required somewhere
};
```

would make class `circle` nonabstract and a definition of `circle::draw()` must be provided.]

- 5 [*Note:* an abstract class can be derived from a class that is not abstract, and a pure virtual function may override a virtual function which is not pure.]
- 6 Member functions can be called from a constructor (or destructor) of an abstract class; the effect of making a virtual call (10.3) to a pure virtual function directly or indirectly for the object being created (or destroyed) from such a constructor (or destructor) is undefined.

11 Member access control

[class.access]

- 1 A member of a class can be
- `private`; that is, its name can be used only by member functions, static data members, and friends of the class in which it is declared.
 - `protected`; that is, its name can be used only by member functions, static data members, and friends of the class in which it is declared and by member functions, static data members, and friends of classes derived from this class (see 11.5).
 - `public`; that is, its name can be used anywhere without access restriction.

- 2 Members of a class defined with the keyword `class` are `private` by default. Members of a class defined with the keywords `struct` or `union` are `public` by default. [Example:

```
class X {
    int a; // X::a is private by default
};

struct S {
    int a; // S::a is public by default
};
```

—end example]

- 3 Access control is applied uniformly to all names, whether the names are referred to from declarations or expressions. [Note: access control applies to names nominated by `friend` declarations (11.4) and *using-declarations* (7.3.3).] In the case of overloaded function names, access control is applied to the function selected by overload resolution. [Note: because access control applies to names, if access control is applied to a typedef name, only the accessibility of the typedef name itself is considered. The accessibility of the entity referred to by the typedef is not considered. For example,

```
class A
{
    class B { };
public:
    typedef B BB;
};

void f()
{
    A::BB x; // ok, typedef name A::BB is public
    A::B y; // access error, A::B is private
}
```

—end note]

- 4 It should be noted that it is *access* to members and base classes that is controlled, not their *visibility*. Names of members are still visible, and implicit conversions to base classes are still considered, when those members and base classes are inaccessible. The interpretation of a given construct is established without regard to access control. If the interpretation established makes use of inaccessible member names or base classes, the construct is ill-formed.

- 5 All access controls in this clause affect the ability to access a class member name from a particular scope. In particular, access controls apply as usual to member names accessed as part of a function return type, even though it is not possible to determine the access privileges of that use without first parsing the rest of the function. [Example:

```
class A {
    typedef int I;          // private member
    I f();
    friend I g(I);
    static I x;
};

A::I A::f() { return 0; }
A::I g(A::I p = A::x);
A::I g(A::I p) { return 0; }
A::I A::x = 0;
```

Here, all the uses of `A::I` are well-formed because `A::f` and `A::x` are members of class `A` and `g` is a friend of class `A`. This implies, for example, that access checking on the first use of `A::I` must be deferred until it is determined that this use of `A::I` is as the return type of a member of class `A`.]

- 6 In the definition of a member of a nested class that appears outside of its class definition, the name of the member may be qualified by the names of enclosing classes of the member's class even if these names are private members of their enclosing classes. [Example:

```
class D {
    class E {
        static int m;
    };
};

int D::E::m = 1;    // Okay, no access error on private 'E'
```

—end example]

- 7 The names in a default argument expression (8.3.6) are bound at the point of declaration, and access is checked at that point rather than at any points of use of the default argument expression.

11.1 Access specifiers

[class.access.spec]

- 1 Member declarations can be labeled by an *access-specifier* (10):

access-specifier : *member-specification*_{opt}

An *access-specifier* specifies the access rules for members following it until the end of the class or until another *access-specifier* is encountered. [Example:

```
class X {
    int a; // X::a is private by default: 'class' used
public:
    int b; // X::b is public
    int c; // X::c is public
};
```

—end example] Any number of access specifiers is allowed and no particular order is required. [Example:

```
struct S {
    int a; // S::a is public by default: 'struct' used
protected:
    int b; // S::b is protected
private:
    int c; // S::c is private
public:
    int d; // S::d is public
};
```


—end example]

- 2 The order of allocation of data members with separate *access-specifier* labels is unspecified (9.2).
- 3 When a member is redeclared within its class definition, the access specified at its redeclaration shall be the same as at its initial declaration. [Example:

```
struct S {
    class A;
private:
    class A { };    // error: cannot change access
};
```

—end example]

11.2 Accessibility of base classes and base class members

[class.access.base]

- 1 If a class is declared to be a base class (10) for another class using the `public` access specifier, the `public` members of the base class are accessible as `public` members of the derived class and `protected` members of the base class are accessible as `protected` members of the derived class. If a class is declared to be a base class for another class using the `protected` access specifier, the `public` and `protected` members of the base class are accessible as `protected` members of the derived class. If a class is declared to be a base class for another class using the `private` access specifier, the `public` and `protected` members of the base class are accessible as `private` members of the derived class⁹⁷⁾.
- 2 In the absence of an *access-specifier* for a base class, `public` is assumed when the derived class is declared `struct` and `private` is assumed when the class is declared `class`. [Example:

```
class B { /* ... */ };
class D1 : private B { /* ... */ };
class D2 : public B { /* ... */ };
class D3 : B { /* ... */ };    // 'B' private by default
struct D4 : public B { /* ... */ };
struct D5 : private B { /* ... */ };
struct D6 : B { /* ... */ };    // 'B' public by default
class D7 : protected B { /* ... */ };
struct D8 : protected B { /* ... */ };
```

Here B is a public base of D2, D4, and D6, a private base of D1, D3, and D5, and a protected base of D7 and D8. —end example]

- 3 [Note: A member of a private base class might be inaccessible as an inherited member name, but accessible directly. Because of the rules on pointer conversions (4.10) and explicit casts (5.4), a conversion from a pointer to a derived class to a pointer to an inaccessible base class might be ill-formed if an implicit conversion is used, but well-formed if an explicit cast is used. For example,

```
class B {
public:
    int mi;        // nonstatic member
    static int si; // static member
};
class D : private B {
};
class DD : public D {
    void f();
};
```

⁹⁷⁾ As specified previously in 11, private members of a base class remain inaccessible even to derived classes unless `friend` declarations within the base class declaration are used to grant access explicitly.

```

void DD::f() {
    mi = 3;           // error: mi is private in D
    si = 3;           // error: si is private in D
    B b;
    b.mi = 3;        // okay (b.mi is different from this->mi)
    b.si = 3;        // okay (b.si is different from this->si)
    B::si = 3;       // okay
    B* bp1 = this;   // error: B is a private base class
    B* bp2 = (B*)this; // okay with cast
    bp2->mi = 3;     // okay: access through a pointer to B.
}

```

—end note]

- 4 A base class is said to be accessible if an invented public member of the base class is accessible. If a base class is accessible, one can implicitly convert a pointer to a derived class to a pointer to that base class (4.10, 4.11). [Note: it follows that members and friends of a class X can implicitly convert an X* to a pointer to a private or protected immediate base class of X.] The access to a member is affected by the class in which the member is named. This naming class is the class in which the member name was looked up and found. [Note: this class can be explicit, e.g., when a *qualified-id* is used, or implicit, e.g., when a class member access operator (5.2.5) is used (including cases where an implicit “this->” is added. If both a class member access operator and a *qualified-id* are used to name the member (as in p->T: :m), the class naming the member is the class named by the *nested-name-specifier* of the *qualified-id* (that is, T).] A member *m* is accessible when named in class *N* if

- *m* as a member of *N* is public, or
- *m* as a member of *N* is private or protected, and the reference occurs in a member or friend of class *N*, or
- there exists a base class *B* of *N* that is accessible at the point of reference, and *m* is accessible when named in class *B*. [Example:

```

class B;
class A {
private:
    int i;
    friend void f(B*);
};
class B : public A { };
void f(B* p) {
    p->i = 1; // Okay: B* can be implicitly cast to A*,
            // and f has access to i in A
}

```

—end example]

11.3 Access declarations

[class.access.dcl]

- 1 The access of a member of a base class can be changed in the derived class by mentioning its *qualified-id* in the derived class declaration. Such mention is called an *access declaration*. The effect of an access declaration *qualified-id* *i*; is defined to be equivalent to the declaration using *qualified-id* *i*;.⁹⁸⁾
- 2 [Example:

⁹⁸⁾ Access declarations are deprecated; member *using-declarations* (7.3.3) provide a better means of doing the same things. In earlier versions of the C++ language, access declarations were more limited; they were generalized and made equivalent to *using-declarations* in the interest of simplicity. Programmers are encouraged to use *using-declarations*, rather than the new capabilities of access declarations, in new code.

```

class A {
public:
    int z;
    int z1;
};

class B : public A {
    int a;
public:
    int b, c;
    int bf();
protected:
    int x;
    int y;
};

class D : private B {
    int d;
public:
    B::c; // adjust access to 'B::c'
    B::z; // adjust access to 'A::z'
    A::z1; // adjust access to 'A::z1'
    int e;
    int df();
protected:
    B::x; // adjust access to 'B::x'
    int g;
};

class X : public D {
    int xf();
};

int ef(D&);
int ff(X&);

```

The external function `ef` can use only the names `c`, `z`, `z1`, `e`, and `df`. Being a member of `D`, the function `df` can use the names `b`, `c`, `z`, `z1`, `bf`, `x`, `y`, `d`, `e`, `df`, and `g`, but not `a`. Being a member of `B`, the function `bf` can use the members `a`, `b`, `c`, `z`, `z1`, `bf`, `x`, and `y`. The function `xf` can use the public and protected names from `D`, that is, `c`, `z`, `z1`, `e`, and `df` (public), and `x`, and `g` (protected). Thus the external function `ff` has access only to `c`, `z`, `z1`, `e`, and `df`. If `D` were a protected or private base class of `X`, `xf` would have the same privileges as before, but `ff` would have no access at all.]

11.4 Friends

[class.friend]

- 1 A friend of a class is a function or class that is not a member of the class but is permitted to use the private and protected member names from the class. The name of a friend is not in the scope of the class, and the friend is not called with the member access operators (5.2.5) unless it is a member of another class. [Example: the following example illustrates the differences between members and friends:

```

class X {
    int a;
    friend void friend_set(X*, int);
public:
    void member_set(int);
};

void friend_set(X* p, int i) { p->a = i; }
void X::member_set(int i) { a = i; }

```

```

void f()
{
    X obj;
    friend_set(&obj,10);
    obj.member_set(10);
}

```

—end example]

- 2 Declaring a class to be a friend implies that the names of private and protected members from the class granting friendship can be accessed in declarations of members of the befriended class. [Note: this means that access to private and protected names is also granted to member functions of the friend class (as if the functions were each friends) and to the static data member definitions of the friend class. This also means that private and protected type names from the class granting friendship can be used in the *base-clause* of a nested class of the friend class. However, the declarations of members of classes nested within the friend class cannot access the names of private and protected members from the class granting friendship. Also, because the *base-clause* of the friend class is not part of its member declarations, the *base-clause* of the friend class cannot access the names of the private and protected members from the class granting friendship. For example,

```

class A {
    class B { };
    friend class X;
};
class X : A::B {          // ill-formed: A::B cannot be accessed
                        // in the base-clause for X
    A::B mx;             // ok: A::B used to declare member of X
    class Y : A::B {     // ok: A::B used to declare member of X
        A::B my;        // ill-formed: A::B cannot be accessed
                        // to declare members of nested class of X
    };
};

```

] An *elaborated-type-specifier* shall be used in a friend declaration for a class.⁹⁹⁾ A class shall not be defined in a friend declaration. [Example:

```

class X {
    enum { a=100 };
    friend class Y;
};

class Y {
    int v[X::a]; // ok, Y is a friend of X
};

class Z {
    int v[X::a]; // error: X::a is private
};

```

—end example]

- 3 A function first declared in a friend declaration has external linkage (3.5). Otherwise, the function retains its previous linkage (7.1.1).
- 4 When a friend declaration refers to an overloaded name or operator, only the function specified by the parameter types becomes a friend. A member function of a class X can be a friend of a class Y. [Example:

⁹⁹⁾ The *class-key* of the *elaborated-type-specifier* is required.

```
class Y {
    friend char* X::foo(int);
    // ...
};
```

—end example]

- 5 A function can be defined in a friend declaration of a class if and only if the class is a non-local class (9.8), the function name is unqualified, and the function has namespace scope. [Example:

```
class M {
    friend void f() { } // definition of global f, a friend of M,
                       // not the definition of a member function
};
```

—end example] Such a function is implicitly inline. A friend function defined in a class is in the (lexical) scope of the class in which it is defined. A friend function defined outside the class is not (3.4.1).

- 6 No *storage-class-specifier* shall appear in the *decl-specifier-seq* of a friend declaration.
- 7 A name nominated by a friend declaration shall be accessible in the scope of the class containing the friend declaration. The meaning of the friend declaration is the same whether the friend declaration appears in the private, protected or public (9.2) portion of the class *member-specification*.
- 8 Friendship is neither inherited nor transitive. [Example:

```
class A {
    friend class B;
    int a;
};

class B {
    friend class C;
};

class C {
    void f(A* p)
    {
        p->a++; // error: C is not a friend of A
               // despite being a friend of a friend
    }
};

class D : public B {
    void f(A* p)
    {
        p->a++; // error: D is not a friend of A
               // despite being derived from a friend
    }
};
```

—end example]

- 9 If a friend declaration appears in a local class (9.8) and the name specified is an unqualified name, a prior declaration is looked up without considering scopes that are outside the innermost enclosing non-class scope. For a friend function declaration, if there is no prior declaration, the program is ill-formed. For a friend class declaration, if there is no prior declaration, the class that is specified belongs to the innermost enclosing non-class scope, but if it is subsequently referenced, its name is not found by name lookup until a matching declaration is provided in the innermost enclosing nonclass scope. [Example:

```

class X;
void a();
void f() {
    class Y;
    extern void b();
    class A {
        friend class X;    // okay, but X is a local class, not ::X
        friend class Y;    // okay
        friend class Z;    // okay, introduces local class Z
        friend void a();   // error, ::a is not considered
        friend void b();   // okay
        friend void c();   // error
    };
    X *px;                  // okay, but ::X is found
    Z *pz;                  // error, no Z is found
}

```

—end example]

11.5 Protected member access

[class.protected]

- 1 When a friend or a member function of a derived class references a protected nonstatic member of a base class, an access check applies in addition to those described earlier in this clause.¹⁰⁰⁾ Except when forming a pointer to member (5.3.1), the access must be through a pointer to, reference to, or object of the derived class itself (or any class derived from that class) (5.2.5). If the access is to form a pointer to member, the *nested-name-specifier* shall name the derived class (or any class derived from that class). [Example:

```

class B {
protected:
    int i;
    static int j;
};

class D1 : public B {
};

class D2 : public B {
    friend void fr(B*,D1*,D2*);
    void mem(B*,D1*);
};

void fr(B* pb, D1* p1, D2* p2)
{
    pb->i = 1; // ill-formed
    p1->i = 2; // ill-formed
    p2->i = 3; // ok (access through a D2)
    p2->B::i = 4; // ok (access through a D2, qualification ignored)
    int B::* pmi_B = &B::i; // ill-formed
    int B::* pmi_B2 = &D2::i; // ok (type of &D2::i is "int B::*")
    B::j = 5; // ok (because refers to static member)
    D2::j = 6; // ok (because refers to static member)
}

```

¹⁰⁰⁾ This additional check does not apply to other members, e.g. static data members or enumerator member constants.

```

void D2::mem(B* pb, D1* p1)
{
    pb->i = 1; // ill-formed
    p1->i = 2; // ill-formed
    i = 3;    // ok (access through 'this')
    B::i = 4; // ok (access through 'this', qualification ignored)
    j = 5;    // ok (because refers to static member)
    B::j = 6; // ok (because refers to static member)
}

void g(B* pb, D1* p1, D2* p2)
{
    pb->i = 1; // ill-formed
    p1->i = 2; // ill-formed
    p2->i = 3; // ill-formed
}

```

—end example]

11.6 Access to virtual functions

[class.access.virt]

- 1 The access rules (11) for a virtual function are determined by its declaration and are not affected by the rules for a function that later overrides it. [Example:

```

class B {
public:
    virtual int f();
};

class D : public B {
private:
    int f();
};

void f()
{
    D d;
    B* pb = &d;
    D* pd = &d;

    pb->f(); // ok: B::f() is public,
           // D::f() is invoked
    pd->f(); // error: D::f() is private
}

```

—end example] Access is checked at the call point using the type of the expression used to denote the object for which the member function is called (B* in the example above). The access of the member function in the class in which it was defined (D in the example above) is in general not known.

11.7 Multiple access

[class.paths]

- 1 If a name can be reached by several paths through a multiple inheritance graph, the access is that of the path that gives most access. [Example:

```

class W { public: void f(); };
class A : private virtual W { };
class B : public virtual W { };
class C : public A, public B {
    void f() { W::f(); } // ok
};

```

Since W::f() is available to C::f() along the public path through B, access is allowed.]

11.8 Nested classes

[class.access.nest]

- 1 The members of a nested class have no special access to members of an enclosing class, nor to classes or functions that have granted friendship to an enclosing class; the usual access rules (11) shall be obeyed. The members of an enclosing class have no special access to members of a nested class; the usual access rules (11) shall be obeyed. [Example:

```
class E {
    int x;
    class B { };

    class I {
        B b;           // error: E::B is private
        int y;
        void f(E* p, int i)
        {
            p->x = i;  // error: E::x is private
        }
    };

    int g(I* p)
    {
        return p->y;  // error: I::y is private
    }
};
```

—end example]

- 2 [Note: because a *base-clause* for a nested class is part of the declaration of the nested class itself (and not part of the declarations of the members of the nested class), the *base-clause* may refer to the private members of the enclosing class. For example,

```
class C {
    class A { };
    A *p; // ok
    class B : A // ok
    {
        A *q; // okay because of injection of name A in A
        C::A *r; // error, C::A is inaccessible
        B *s; // okay because of injection of name B in B
        C::B *t; // error, C::B is inaccessible
    };
};
```

—end note]

12 Special member functions

[special]

- 1 The default constructor (12.1), copy constructor and copy assignment operator (12.8), and destructor (12.4) are *special member functions*. The implementation will implicitly declare these member functions for a class type when the program does not explicitly declare them, except as noted in 12.1. The implementation will implicitly define them if they are used, as specified in 12.1, 12.4 and 12.8. Programs shall not define implicitly-declared special member functions. Programs may explicitly refer to implicitly declared special member functions. [Example: a program may explicitly call, take the address of or form a pointer to member to an implicitly declared special member function.]

```
struct A { }; // implicitly-declared A::operator=
struct B : A {
    B& operator=(const B &);
};
B& B::operator=(const B& s) {
    this->A::operator=(s); // well-formed
}
```

—end example] [Note: the special member functions affect the way objects of class type are created, copied, and destroyed, and how values can be converted to values of other types. Often such special member functions are called implicitly.]

- 2 Special member functions obey the usual access rules (11). [Example: declaring a constructor protected ensures that only derived classes and friends can create objects using it.]

12.1 Constructors

[class.ctor]

- 1 Constructors do not have names. A special declarator syntax using an optional *function-specifier* (7.1.2) followed by the constructor's class name followed by a parameter list is used to declare or define the constructor. In such a declaration, optional parentheses around the constructor class name are ignored. [Example:

```
class C {
public:
    C(); // declares the constructor
};

C::C() { } // defines the constructor
```

—end example]

- 2 A constructor is used to initialize objects of its class type. Because constructors do not have names, they are never found during name lookup; however an explicit type conversion using the functional notation (5.2.3) will cause a constructor to be called to initialize an object. [Note: for initialization of objects of class type see 12.6.]
- 3 A *typedef-name* that names a class is a *class-name* (7.1.3); however, a *typedef-name* that names a class shall not be used as the *identifier* in the declarator for a constructor declaration.
- 4 A constructor shall not be virtual (10.3) or static (9.4). A constructor can be invoked for a `const`, `volatile` or `const volatile` object. A constructor shall not be declared `const`, `volatile`, or `const volatile` (9.3.2). `const` and `volatile` semantics (7.1.5.1) are not applied on an object under construction. Such semantics only come into effect once the constructor for the most derived object (1.7)

ends.

5 A *default* constructor for a class `X` is a constructor of class `X` that can be called without an argument. If there is no *user-declared* constructor for class `X`, a default constructor is implicitly declared. An *implicitly-declared* default constructor is an `inline public` member of its class. A constructor is *trivial* if it is an implicitly-declared default constructor and if:

- its class has no virtual functions (10.3) and no virtual base classes (10.1), and
- all the direct base classes of its class have trivial constructors, and
- for all the nonstatic data members of its class that are of class type (or array thereof), each such class has a trivial constructor.

6 Otherwise, the constructor is *non-trivial*.

7 An implicitly-declared default constructor for a class is *implicitly defined* when it is used to create an object of its class type (1.7). The implicitly-defined default constructor performs the set of initializations of the class that would be performed by a user-written default constructor for that class with an empty *mem-initializer-list* (12.6.2) and an empty function body. If that user-written default constructor would be ill-formed, the program is ill-formed. Before the implicitly-declared default constructor for a class is implicitly defined, all the implicitly-declared default constructors for its base classes and its nonstatic data members shall have been implicitly defined. [*Note*: an implicitly-declared default constructor has an exception-specification (15.4).]

8 Default constructors are called implicitly to create class objects of static or automatic storage duration (3.7.1, 3.7.2) defined without an initializer (8.5), are called to create class objects of dynamic storage duration (3.7.3) created by a *new-expression* in which the *new-initializer* is omitted (5.3.4), or are called when the explicit type conversion syntax (5.2.3) is used. A program is ill-formed if the default constructor for an object is implicitly used and the constructor is not accessible (11).

9 [*Note*: 12.6.2 describes the order in which constructors for base classes and non-static data members are called and describes how arguments can be specified for the calls to these constructors.]

10 A *copy constructor* for a class `X` is a constructor with a first parameter of type `X&` or of type `const X&`. [*Note*: see 12.8 for more information on copy constructors.]

11 A union member shall not be of a class type (or array thereof) that has a non-trivial constructor.

12 No return type (not even `void`) shall be specified for a constructor. A `return` statement in the body of a constructor shall not specify a return value. The address of a constructor shall not be taken.

13 A functional notation type conversion (5.2.3) can be used to create new objects of its type. [*Note*: The syntax looks like an explicit call of the constructor.] [*Example*:

```
complex zz = complex(1,2.3);
cprint( complex(7.8,1.2) );
```

—*end example*] An object created in this way is unnamed. [*Note*: 12.2 describes the lifetime of temporary objects.] [*Note*: explicit constructor calls do not yield lvalues, see 3.10.]

14 [*Note*: some language constructs have special semantics when used during construction; see 12.6.2 and 12.7.]

12.2 Temporary objects

[**class.temporary**]

1 Temporaries of class type are created in various contexts: binding an rvalue to a reference (8.5.3), returning an rvalue (6.6.3), a conversion that creates an rvalue (4.1, 5.2.9, 5.2.11, 5.4), throwing an exception (15.1), entering a *handler* (15.3), and in some initializations (8.5). Even when the creation of the temporary object is avoided, all the semantic restrictions must be respected as if the temporary object was created. [*Example*: even if the copy constructor is not called, all the semantic restrictions, such as accessibility (11), shall be satisfied.]

2 [Example:

```

class X {
    // ...
public:
    // ...
    X(int);
    X(const X&);
    ~X();
};

X f(X);

void g()
{
    X a(1);
    X b = f(X(2));
    a = f(a);
}

```

Here, an implementation might use a temporary in which to construct `X(2)` before passing it to `f()` using `X`'s copy-constructor; alternatively, `X(2)` might be constructed in the space used to hold the argument. Also, a temporary might be used to hold the result of `f(X(2))` before copying it to `b` using `X`'s copy-constructor; alternatively, `f()`'s result might be constructed in `b`. On the other hand, the expression `a=f(a)` requires a temporary for either the argument `a` or the result of `f(a)` to avoid undesired aliasing of `a`.]

- 3 When an implementation introduces a temporary object of a class that has a non-trivial constructor (12.1), it shall ensure that a constructor is called for the temporary object. Similarly, the destructor shall be called for a temporary with a non-trivial destructor (12.4). Temporary objects are destroyed as the last step in evaluating the full-expression (1.8) that (lexically) contains the point where they were created. This is true even if that evaluation ends in throwing an exception.
- 4 There are two contexts in which temporaries are destroyed at a different point than the end of the full-expression. The first context is when an expression appears as an initializer for a declarator defining an object. In that context, the temporary that holds the result of the expression shall persist until the object's initialization is complete. The object is initialized from a copy of the temporary; during this copying, an implementation can call the copy constructor many times; the temporary is destroyed after it has been copied, before or when the initialization completes. If many temporaries are created by the evaluation of the initializer, the temporaries are destroyed in reverse order of the completion of their construction.
- 5 The second context is when a reference is bound to a temporary. The temporary to which the reference is bound or the temporary that is the complete object to a subobject of which the temporary is bound persists for the lifetime of the reference or until the end of the scope in which the temporary is created, whichever comes first. A temporary holding the result of an initializer expression for a declarator that declares a reference persists until the end of the scope in which the reference declaration occurs. A temporary bound to a reference member in a constructor's ctor-initializer (12.6.2) persists until the constructor exits. A temporary bound to a reference parameter in a function call (5.2.2) persists until the completion of the full expression containing the call. A temporary bound to the returned value in a function return statement (6.6.3) persists until the function exits. In all these cases, the temporaries created during the evaluation of the expression initializing the reference, except the temporary to which the reference is bound, are destroyed at the end of the full-expression in which they are created and in the reverse order of the completion of their construction. If the lifetime of two or more temporaries to which references are bound ends at the same point, these temporaries are destroyed at that point in the reverse order of the completion of their construction. In addition, the destruction of temporaries bound to references shall take into account the ordering of destruction of objects with static or automatic storage duration (3.7.1, 3.7.2); that is, if `obj1` is an object with static or automatic storage duration created before the temporary is created, the temporary shall be destroyed before `obj1` is destroyed; if `obj2` is an object with static or automatic storage duration created after the temporary is created, the temporary shall be destroyed after `obj2` is destroyed. [Example:

```

class C {
    // ...
public:
    C();
    C(int);
    friend const C& operator+(const C&, const C&);
    ~C();
};
C obj1;
const C& cr = C(16)+C(23);
C obj2;

```

the expression `C(16)+C(23)` creates three temporaries. A first temporary T1 to hold the result of the expression `C(16)`, a second temporary T2 to hold the result of the expression `C(23)`, and a third temporary T3 to hold the result of the addition of these two expressions. The temporary T3 is then bound to the reference `cr`. It is unspecified whether T1 or T2 is created first. On an implementation where T1 is created before T2, it is guaranteed that T2 is destroyed before T1. The temporaries T1 and T2 are bound to the reference parameters of `operator+`; these temporaries are destroyed at the end of the full expression containing the call to `operator+`. The temporary T3 bound to the reference `cr` is destroyed at the end of `cr`'s lifetime, that is, at the end of the program. In addition, the order in which T3 is destroyed takes into account the destruction order of other objects with static storage duration. That is, because `obj1` is constructed before T3, and T3 is constructed before `obj2`, it is guaranteed that `obj2` is destroyed before T3, and that T3 is destroyed before `obj1`.]

12.3 Conversions

[class.conv]

- 1 Type conversions of class objects can be specified by constructors and by conversion functions. These conversions are called *user-defined conversions* and are used for implicit type conversions (4), for initialization (8.5), and for explicit type conversions (5.4, 5.2.9).
- 2 User-defined conversions are applied only where they are unambiguous (10.2, 12.3.2). Conversions obey the access control rules (11). Access control is applied after ambiguity resolution (3.4).
- 3 [Note: See 13.3 for a discussion of the use of conversions in function calls as well as examples below.]

12.3.1 Conversion by constructor

[class.conv.ctor]

- 1 A constructor declared without the *function-specifier* `explicit` that can be called with a single parameter specifies a conversion from the type of its first parameter to the type of its class. Such a constructor is called a converting constructor. [Example:

```

class X {
    // ...
public:
    X(int);
    X(const char*, int =0);
};

void f(X arg)
{
    X a = 1;           // a = X(1)
    X b = "Jessie";   // b = X("Jessie",0)
    a = 2;           // a = X(2)
    f(3);            // f(X(3))
}

```

—end example]

- 2 An explicit constructor constructs objects just like non-explicit constructors, but does so only where the direct-initialization syntax (8.5) or where casts (5.2.9, 5.4) are explicitly used. A default constructor may be an explicit constructor; such a constructor will be used to perform default-initialization (8.5). [Example:

```

class Z {
public:
    explicit Z();
    explicit Z(int);
    // ...
};

Z a;           // ok: default-initialization performed
Z a1 = 1;      // error: no implicit conversion
Z a3 = Z(1);   // ok: direct initialization syntax used
Z a2(1);      // ok: direct initialization syntax used
Z* p = new Z(1); // ok: direct initialization syntax used
Z a4 = (Z)1;   // ok: explicit cast used
Z a5 = static_cast<Z>(1); // ok: explicit cast used

```

—end example]

- 3 A copy-constructor (12.8) is a converting constructor. An implicitly-declared copy constructor is not an explicit constructor; it may be called for implicit type conversions.

12.3.2 Conversion functions

[class.conv.fct]

- 1 A member function of a class X with a name of the form

```

conversion-function-id:
    operator conversion-type-id

conversion-type-id:
    type-specifier-seq conversion-declaratoropt

conversion-declarator:
    ptr-operator conversion-declaratoropt

```

specifies a conversion from X to the type specified by the *conversion-type-id*. Such member functions are called conversion functions. Classes, enumerations, and *typedef-names* shall not be declared in the *type-specifier-seq*. Neither parameter types nor return type can be specified. The type of a conversion function (8.3.5) is “function taking no parameter returning *conversion-type-id*.” A conversion operator is never used to convert a (possibly cv-qualified) object to the (possibly cv-qualified) same object type (or a reference to it), to a (possibly cv-qualified) base class of that type (or a reference to it), or to (possibly cv-qualified) void.¹⁰¹⁾

- 2 [Example:

```

class X {
    // ...
public:
    operator int();
};

void f(X a)
{
    int i = int(a);
    i = (int)a;
    i = a;
}

```

In all three cases the value assigned will be converted by X::operator int(). —end example]

¹⁰¹⁾ Even though never directly called to perform a conversion, such conversion operators can be declared and can potentially be reached through a call to a virtual conversion operator in a base class

- 3 User-defined conversions are not restricted to use in assignments and initializations. [Example:

```
void g(X a, X b)
{
    int i = (a) ? 1+a : 0;
    int j = (a&&b) ? a+b : i;
    if (a) { // ...
    }
}
```

—end example]

- 4 The *conversion-type-id* shall not represent a function type nor an array type. The *conversion-type-id* in a *conversion-function-id* is the longest possible sequence of *conversion-declarators*. [Note: this prevents ambiguities between the declarator operator * and its expression counterparts. [Example:

```
&ac.operator int*i; // syntax error:
                    // parsed as: '&(ac.operator int *) i'
                    // not as: '&(ac.operator int)*i'
```

The * is the pointer declarator and not the multiplication operator.]]

- 5 Conversion operators are inherited.
 6 Conversion functions can be virtual.
 7 At most one user-defined conversion (constructor or conversion function) is implicitly applied to a single value. [Example:

```
class X {
    // ...
public:
    operator int();
};

class Y {
    // ...
public:
    operator X();
};

Y a;
int b = a; // error:
           // a.operator X().operator int() not tried
int c = X(a); // ok: a.operator X().operator int()
```

—end example]

- 8 User-defined conversions are used implicitly only if they are unambiguous. A conversion function in a derived class does not hide a conversion function in a base class unless the two functions convert to the same type. Function overload resolution (13.3.3) selects the best conversion function to perform the conversion. [Example:

```
class X {
public:
    // ...
    operator int();
};

class Y : public X {
public:
    // ...
    operator void*();
};
```

```

void f(Y& a)
{
    if (a) {      // ill-formed:
                  // X::operator int()
                  // or Y::operator void*()
                // ...
    }
}

```

—end example]

12.4 Destructors

[class.dtor]

- 1 A special declarator syntax using an optional *function-specifier* (7.1.2) followed by ~ followed by the destructor's class name followed by an empty parameter list is used to declare the destructor in a class definition. In such a declaration, the ~ followed by the destructor's class name can be enclosed in optional parentheses; such parentheses are ignored. A *typedef-name* that names a class is a *class-name* (7.1.3); however, a *typedef-name* that names a class shall not be used as the *identifier* in the declarator for a destructor declaration.
- 2 A destructor is used to destroy objects of its class type. A destructor takes no parameters, and no return type can be specified for it (not even `void`). The address of a destructor shall not be taken. A destructor shall not be `static`. A destructor can be invoked for a `const`, `volatile` or `const volatile` object. A destructor shall not be declared `const`, `volatile` or `const volatile` (9.3.2). `const` and `volatile` semantics (7.1.5.1) are not applied on an object under destruction. Such semantics stop being into effect once the destructor for the most derived object (1.7) starts.
- 3 If a class has no *user-declared* destructor, a destructor is declared implicitly. An *implicitly-declared* destructor is an `inline public` member of its class. A destructor is *trivial* if it is an implicitly-declared destructor and if:
 - all of the direct base classes of its class have trivial destructors and
 - for all of the non-static data members of its class that are of class type (or array thereof), each such class has a trivial destructor.
- 4 Otherwise, the destructor is *non-trivial*.
- 5 An implicitly-declared destructor is *implicitly defined* when it is used to destroy an object of its class type (3.7). A program is ill-formed if the class for which a destructor is implicitly defined has:
 - a non-static data member of class type (or array thereof) with an inaccessible destructor, or
 - a base class with an inaccessible destructor.

Before the implicitly-declared destructor for a class is implicitly defined, all the implicitly-declared destructors for its base classes and its nonstatic data members shall have been implicitly defined. [Note: an implicitly-declared destructor has an exception-specification (15.4).]

- 6 A destructor for class `X` calls the destructors for `X`'s direct members, the destructors for `X`'s direct base classes and, if `X` is the type of the most derived class (12.6.2), its destructor calls the destructors for `X`'s virtual base classes. Bases and members are destroyed in the reverse order of the completion of their constructor (see 12.6.2). A `return` statement (6.6.3) in a destructor might not directly return to the caller; before transferring control to the caller, the destructors for the members and bases are called. Destructors for elements of an array are called in reverse order of their construction (see 12.6).
- 7 A destructor can be declared `virtual` (10.3) or `pure virtual` (10.4); if any objects of that class or any derived class are created in the program, the destructor shall be defined. If a class has a base class with a virtual destructor, its destructor (whether user- or implicitly- declared) is virtual.

- 8 [Note: some language constructs have special semantics when used during destruction; see 12.7.]
- 9 A union member shall not be of a class type (or array thereof) that has a non-trivial destructor.
- 10 Destructors are invoked implicitly (1) for a constructed object with static storage duration (3.7.1) at program termination (3.6.3), (2) for a constructed object with automatic storage duration (3.7.2) when the block in which the object is created exits (6.7), (3) for a constructed temporary object when the lifetime of the temporary object ends (12.2), (4) for a constructed object allocated by a *new-expression* (5.3.4), through use of a *delete-expression* (5.3.5), (5) in several situations due to the handling of exceptions (15.3). A program is ill-formed if the destructor for an object is implicitly used and it is not accessible (11). Destructors can also be invoked explicitly.
- 11 At the point of definition of a virtual destructor (including an implicit definition (12.8)), non-placement operator delete shall be looked up in the scope of the destructor's class (3.4.1) and if found shall be accessible and unambiguous. [Note: this assures that an operator delete corresponding to the dynamic type of an object is available for the *delete-expression* (12.5).]
- 12 In an explicit destructor call, the destructor name appears as a ~ followed by a *type-name* that names the destructor's class type. The invocation of a destructor is subject to the usual rules for member functions (9.3), that is, if the object is not of the destructor's class type and not of class derived from the destructor's class type, the program has undefined behavior (except that invoking delete on a null pointer has no effect). [Example:

```

struct B {
    virtual ~B() { }
};
struct D : B {
    ~D() { }
};

D D_object;
typedef B B_alias;
B* B_ptr = &D_object;
D_object.B::~~B(); // calls B's destructor
B_ptr->~B(); // calls D's destructor
B_ptr->~B_alias(); // calls D's destructor
B_ptr->B_alias::~~B(); // calls B's destructor
B_ptr->B_alias::~~B_alias(); // error, no B_alias in class B

```

—end example]

- 13 [Note: explicit calls of destructors are rarely needed. One use of such calls is for objects placed at specific addresses using a *new-expression* with the placement option. Such use of explicit placement and destruction of objects can be necessary to cope with dedicated hardware resources and for writing memory management facilities. For example,

```

void* operator new(size_t, void* p) { return p; }
struct X {
    // ...
    X(int);
    ~X();
};
void f(X* p);

void g() // rare, specialized use:
{
    char* buf = new char[sizeof(X)];
    X* p = new(buf) X(222); // use buf[] and initialize
    f(p);
    p->X::~~X(); // cleanup
}

```


—end note]

14 Once a destructor is invoked for an object, the object no longer exists; the behavior is undefined if the destructor is invoked for an object whose lifetime has ended (3.8). [Example: if the destructor for an automatic object is explicitly invoked, and the block is subsequently left in a manner that would ordinarily invoke implicit destruction of the object, the behavior is undefined.]

15 [Note: the notation for explicit call of a destructor can be used for any scalar type name (5.2.4). Allowing this makes it possible to write code without having to know if a destructor exists for a given type. For example,

```
typedef int I;
I* p;
// ...
p->I::~~I();
```

—end note]

12.5 Free store

[class.free]

1 When an object is created with a *new-expression* (5.3.4), an *allocation function* (`operator new()` for non-array objects or `operator new[]()` for arrays) is (implicitly) called to get the required storage (3.7.3.1).

2 When a *new-expression* is used to create an object of class T (or array thereof), the allocation function is looked up in the scope of class T; if no allocation function is found, the global allocation function is used (3.7.3.1).

3 When a *new-expression* is executed, the selected allocation function shall be called with the amount of space requested (possibly zero) as its first argument.

4 Any allocation function for a class T is a static member (even if not explicitly declared `static`).

5 [Example:

```
class Arena;
struct B {
    void* operator new(size_t, Arena*);
};
struct D1 : B {
};

Arena* ap;
void foo(int i)
{
    new (ap) D1; // calls B::operator new(size_t, Arena*)
    new D1[i]; // calls ::operator new[](size_t)
    new D1; // ill-formed: ::operator new(size_t) hidden
}
```

—end example]

6 When an object is deleted with a *delete-expression* (5.3.5), a *deallocation function* (`operator delete()` for non-array objects or `operator delete[]()` for arrays) is (implicitly) called to reclaim the storage occupied by the object (3.7.3.2).

7 When a *delete-expression* is used to deallocate an array of objects of class T, the deallocation function to be called is determined by looking up the name of `operator delete[]` in the scope of class T. If the result of this lookup is ambiguous or inaccessible, the program is ill-formed. If no deallocation function is found in that scope, the global deallocation function (3.7.3.2) is used; see 5.3.5.

8 When a *delete-expression* deallocates an object whose static type has a virtual destructor, it invokes the non-placement `operator delete`, if any, that is a member of the object's dynamic type. [Note: if it exists, that non-placement `operator delete` was found by the lookup at the definition of the dynamic

type's virtual destructor (12.4).] If no such member operator `delete` exists, the *delete-expression* calls the global deallocation function (3.7.3.2). Otherwise, the static and dynamic types of the object shall be identical and the deallocation function to be called is determined by looking up the name of operator `delete` in the scope of the class that is the static type of the object.¹⁰²⁾ If the result of the lookup is ambiguous or inaccessible, the program is ill-formed. If no deallocation function is found in that scope, the global deallocation function (3.7.3.2) is used; see 5.3.5.

9 When a *delete-expression* is executed, the selected deallocation function shall be called with the address of the block of storage to be reclaimed as its first argument and (if the two-parameter style is used) the size of the block as its second argument.¹⁰³⁾

10 Any deallocation function for a class X is a static member (even if not explicitly declared `static`).
[Example:

```
class X {
    // ...
    void operator delete(void*);
    void operator delete[](void*, size_t);
};

class Y {
    // ...
    void operator delete(void*, size_t);
    void operator delete[](void*);
};
```

—end example]

11 Since member allocation and deallocation functions are `static` they cannot be virtual. [Note: however, when the *cast-expression* of a *delete-expression* refers to an object of class type, because the deallocation function actually called is looked up in the scope of the class that is the dynamic type of the object, if the destructor is virtual, the effect is the same. For example,

```
struct B {
    virtual ~B();
    void operator delete(void*, size_t);
};

struct D : B {
    void operator delete(void*);
};

void f()
{
    B* bp = new D;
    delete bp;    //1: uses D::operator delete(void*)
}
```

Here, storage for the non-array object of class D is deallocated by `D::operator delete()`, due to the virtual destructor.] [Note: virtual destructors have no effect on the deallocation function actually called when the *cast-expression* of a *delete-expression* refers to an array of objects of class type. For example,

```
struct B {
    virtual ~B();
    void operator delete[](void*, size_t);
};
```

¹⁰²⁾ A similar look up is not needed for the array version of the `delete` operator because 5.3.5 requires that in this situation, the static type of the *delete-expression*'s operand be the same as its dynamic type.

¹⁰³⁾ If the static type in the *delete-expression* is different from the dynamic type and the destructor is not virtual the size might be incorrect, but that case is already undefined; see 5.3.5.

```

struct D : B {
    void operator delete[](void*, size_t);
};

void f(int i)
{
    D* dp = new D[i];
    delete [] dp; // uses D::operator delete[](void*, size_t)
    B* bp = new D[i];
    delete[] bp; // undefined behavior
}

```

—end note]

- 12 Access to the deallocation function is checked statically. Hence, even though a different one might actually be executed, the statically visible deallocation function is required to be accessible. [Example: for the call on line //1 above, if `B::operator delete()` had been `private`, the `delete` expression would have been ill-formed.]

12.6 Initialization

[class.init]

- 1 When no initializer is specified for an object of (possibly cv-qualified) class type (or array thereof), or the initializer has the form `()`, the object is initialized as specified in 8.5. [Note: if the class is a non-POD, it is default-initialized.]
- 2 An object of class type (or array thereof) can be explicitly initialized; see 12.6.1 and 12.6.2.
- 3 When an array of class objects is initialized (either explicitly or implicitly), the constructor shall be called for each element of the array, following the subscript order; see 8.3.4. [Note: destructors for the array elements are called in reverse order of their construction.]

12.6.1 Explicit initialization

[class.expl.init]

- 1 An object of class type can be initialized with a parenthesized *expression-list*, where the *expression-list* is construed as an argument list for a constructor that is called to initialize the object. Alternatively, a single *assignment-expression* can be specified as an *initializer* using the `=` form of initialization. Either direct-initialization semantics or copy-initialization semantics apply; see 8.5. [Example:

```

class complex {
    // ...
public:
    complex();
    complex(double);
    complex(double, double);
    // ...
};

complex sqrt(complex, complex);

```

```

complex a(1);           // initialize by a call of
                        // complex(double)
complex b = a;         // initialize by a copy of 'a'
complex c = complex(1,2); // construct complex(1,2)
                        // using complex(double,double)
                        // copy it into 'c'
complex d = sqrt(b,c); // call sqrt(complex,complex)
                        // and copy the result into 'd'
complex e;             // initialize by a call of
                        // complex()
complex f = 3;         // construct complex(3) using
                        // complex(double)
                        // copy it into 'f'
complex g = { 1, 2 }; // error; constructor is required

```

—end example] [Note: overloading of the assignment operator (13.5.3) has no effect on initialization.]

- 2 When an aggregate (whether class or array) contains members of class type and is initialized by a brace-enclosed *initializer-list* (8.5.1), each such member is copy-initialized (see 8.5) by the corresponding *assignment-expression*. If there are fewer *initializers* in the *initializer-list* than members of the aggregate, each member not explicitly initialized shall be copy-initialized (8.5) with an *initializer* of the form $T()$ (5.2.3), where T represents the type of the uninitialized member. [Note: 8.5.1 describes how *assignment-expressions* in an *initializer-list* are paired with the aggregate members they initialize.] [Example:

```

complex v[6] = { 1, complex(1,2), complex(), 2 };

```

Here, `complex::complex(double)` is called for the initialization of `v[0]` and `v[3]`, `complex::complex(double,double)` is called for the initialization of `v[1]`, `complex::complex()` is called for the initialization `v[2]`, `v[4]`, and `v[5]`. For another example,

```

class X {
public:
    int i;
    float f;
    complex c;
} x = { 99, 88.8, 77.7 };

```

Here, `x.i` is initialized with 99, `x.f` is initialized with 88.8, and `complex::complex(double)` is called for the initialization of `x.c`.] [Note: braces can be elided in the *initializer-list* for any aggregate, even if the aggregate has members of a class type with user-defined type conversions; see 8.5.1.]

- 3 [Note: if T is a class type with no default constructor, any declaration of an object of type T (or array thereof) is ill-formed if no *initializer* is explicitly specified (see 12.6 and 8.5).]
- 4 [Note: the order in which objects with static storage duration are initialized is described in 3.6.2 and 6.7.]

12.6.2 Initializing bases and members

[class.base.init]

- 1 In the definition of a constructor for a class, initializers for direct and virtual base subobjects and nonstatic data members can be specified by a *ctor-initializer*, which has the form

```

ctor-initializer:
    : mem-initializer-list

mem-initializer-list:
    mem-initializer
    mem-initializer , mem-initializer-list

mem-initializer:
    mem-initializer-id ( expression-listopt )

```

```

mem-initializer-id:
    : : opt nested-name-specifier opt class-name
    identifier

```

- 2 Names in a *mem-initializer-id* are looked up in the scope of the constructor's class and, if not found in that scope, are looked up in the scope containing the constructor's definition. Unless the *mem-initializer-id* names a nonstatic data member of the constructor's class or a direct or virtual base of that class, the *mem-initializer* is ill-formed. A *mem-initializer-list* can initialize a base class using any name that denotes that base class type. [Example:

```

struct A { A(); };
typedef A global_A;
struct B { };
struct C: public A, public B { C(); };
C::C(): global_A() { } // mem-initializer for base A

```

—end example] If a *mem-initializer-id* is ambiguous because it designates both a direct non-virtual base class and an inherited virtual base class, the *mem-initializer* is ill-formed. [Example:

```

struct A { A(); };
struct B: public virtual A { };
struct C: public A, public B { C(); };
C::C(): A() { } // ill-formed: which A?

```

—end example] A *ctor-initializer* may initialize the member of an anonymous union that is a member of the constructor's class. If a *ctor-initializer* specifies more than one *mem-initializer* for the same member, for the same base class or for multiple members of the same union (including members of anonymous unions), the *ctor-initializer* is ill-formed.

- 3 The *expression-list* in a *mem-initializer* is used to initialize the base class or nonstatic data member subobject denoted by the *mem-initializer-id*. The semantics of a *mem-initializer* are as follows:
- if the *expression-list* of the *mem-initializer* is omitted, the base class or member subobject is default-initialized (see 8.5);
 - otherwise, the subobject indicated by *mem-initializer-id* is direct-initialized using *expression-list* as the *initializer* (see 8.5).

[Example:

```

struct B1 { B1(int); /* ... */ };
struct B2 { B2(int); /* ... */ };
struct D : B1, B2 {
    D(int);
    B1 b;
    const c;
};

D::D(int a) : B2(a+1), B1(a+2), c(a+3), b(a+4)
{ /* ... */ }
D d(10);

```

—end example] There is a sequence point (1.8) after the initialization of each base and member. The *expression-list* of a *mem-initializer* is evaluated as part of the initialization of the corresponding base or member.

- 4 If a given nonstatic data member or base class is not named by a *mem-initializer-id* in the *mem-initializer-list*, then
- If the entity is a nonstatic data member of (possibly cv-qualified) class type (or array thereof) or a base class, and the entity class is a non-POD class, the entity is default-initialized (8.5). If the entity is a nonstatic data member of a const-qualified type, the entity class shall have a user-declared default

constructor.

- Otherwise, the entity is not initialized. If the entity is of const-qualified type or reference type, or of a (possibly cv-qualified) POD class type (or array thereof) containing (directly or indirectly) a member of a const-qualified type, the program is ill-formed.

After the call to a constructor for class *X* has completed, if a member of *X* is neither specified in the constructor’s *mem-initializers*, nor default-initialized, nor initialized during execution of the body of the constructor, the member has indeterminate value.

5 Initialization shall proceed in the following order:

- First, and only for the constructor of the most derived class as described below, virtual base classes shall be initialized in the order they appear on a depth-first left-to-right traversal of the directed acyclic graph of base classes, where “left-to-right” is the order of appearance of the base class names in the derived class *base-specifier-list*.
- Then, direct base classes shall be initialized in declaration order as they appear in the *base-specifier-list* (regardless of the order of the *mem-initializers*).
- Then, nonstatic data members shall be initialized in the order they were declared in the class definition (again regardless of the order of the *mem-initializers*).
- Finally, the body of the constructor is executed.

[*Note:* the declaration order is mandated to ensure that base and member subobjects are destroyed in the reverse order of initialization.]

6 All sub-objects representing virtual base classes are initialized by the constructor of the most derived class (1.7). If the constructor of the most derived class does not specify a *mem-initializer* for a virtual base class *V*, then *V*’s default constructor is called to initialize the virtual base class subobject. If *V* does not have an accessible default constructor, the initialization is ill-formed. A *mem-initializer* naming a virtual base class shall be ignored during execution of the constructor of any class that is not the most derived class. [*Example:*

```
class V {
public:
    V();
    V(int);
    // ...
};

class A : public virtual V {
public:
    A();
    A(int);
    // ...
};

class B : public virtual V {
public:
    B();
    B(int);
    // ...
};
```

```

class C : public A, public B, private virtual V {
public:
    C();
    C(int);
    // ...
};

A::A(int i) : V(i) { /* ... */ }
B::B(int i) { /* ... */ }
C::C(int i) { /* ... */ }

V v(1); // use V(int)
A a(2); // use V(int)
B b(3); // use V()
C c(4); // use V()

```

—end example]

- 7 Names in the *expression-list* of a *mem-initializer* are evaluated in the scope of the constructor for which the *mem-initializer* is specified. [Example:

```

class X {
    int a;
    int b;
    int i;
    int j;
public:
    const int& r;
    X(int i): r(a), b(i), i(i), j(this->i) {}
};

```

initializes `X::r` to refer to `X::a`, initializes `X::b` with the value of the constructor parameter `i`, initializes `X::i` with the value of the constructor parameter `i`, and initializes `X::j` with the value of `X::i`; this takes place each time an object of class `X` is created.] [Note: because the *mem-initializer* are evaluated in the scope of the constructor, the `this` pointer can be used in the *expression-list* of a *mem-initializer* to refer to the object being initialized.]

- 8 Member functions (including virtual member functions, 10.3) can be called for an object under construction. Similarly, an object under construction can be the operand of the `typeid` operator (5.2.8) or of a `dynamic_cast` (5.2.7). However, if these operations are performed in a *ctor-initializer* (or in a function called directly or indirectly from a *ctor-initializer*) before all the *mem-initializers* for base classes have completed, the result of the operation is undefined. [Example:

```

class A {
public:
    A(int);
};

class B : public A {
    int j;
public:
    int f();
    B() : A(f()), // undefined: calls member function
        // but base A not yet initialized
    j(f()) { } // well-defined: bases are all initialized
};

class C {
public:
    C(int);
};

```

```

class D : public B, C {
    int i;
public:
    D() : C(f()),    // undefined: calls member function
           // but base C not yet initialized
        i(f()) {}   // well-defined: bases are all initialized
};

```

—end example]

- 9 [Note: 12.7 describes the result of virtual function calls, typeid and dynamic_casts during construction for the well-defined cases; that is, describes the *polymorphic behavior* of an object under construction.]

12.7 Construction and destruction

[class.ctor]

- 1 For an object of non-POD class type (9), before the constructor begins execution and after the destructor finishes execution, referring to any nonstatic member or base class of the object results in undefined behavior. [Example:

```

struct X { int i; };
struct Y : X { };
struct A { int a; };
struct B : public A { int j; Y y; };

extern B bobj;
B* pb = &bobj;           // ok
int* p1 = &bobj.a;      // undefined, refers to base class member
int* p2 = &bobj.y.i;    // undefined, refers to member's member

A* pa = &bobj;          // undefined, upcast to a base class type
B bobj;                 // definition of bobj

extern X xobj;
int* p3 = &xobj.i;      // Ok, X is a POD class
X xobj;

```

For another example,

```

struct W { int j; };
struct X : public virtual W { };
struct Y {
    int *p;
    X x;
    Y() : p(&x.j)    // undefined, x is not yet constructed
    { }
};

```

—end example]

- 2 To explicitly or implicitly convert a pointer (an lvalue) referring to an object of class X to a pointer (reference) to a direct or indirect base class B of X, the construction of X and the construction of all of its direct or indirect bases that directly or indirectly derive from B shall have started and the destruction of these classes shall not have completed, otherwise the conversion results in undefined behavior. To form a pointer to (or access the value of) a direct nonstatic member of an object obj, the construction of obj shall have started and its destruction shall not have completed, otherwise the computation of the pointer value (or accessing the member value) results in undefined behavior. [Example:


```

struct A { };
struct B : virtual A { };
struct C : B { };
struct D : virtual A { D(A*); };
struct X { X(A*); };

struct E : C, D, X {
    E() : D(this), // undefined: upcast from E* to A*
                // might use path E* -> D* -> A*
                // but D is not constructed
    // D((C*)this), // defined:
                // E* -> C* defined because E() has started
                // and C* -> A* defined because
                // C fully constructed
    X(this)      // defined: upon construction of X,
                // C/B/D/A sublattice is fully constructed
    { }
};

```

—end example]

- 3 Member functions, including virtual functions (10.3), can be called during construction or destruction (12.6.2). When a virtual function is called directly or indirectly from a constructor (including from the *mem-initializer* for a data member) or from a destructor, and the object to which the call applies is the object under construction or destruction, the function called is the one defined in the constructor or destructor’s own class or in one of its bases, but not a function overriding it in a class derived from the constructor or destructor’s class, or overriding it in one of the other base classes of the most derived object (1.7). If the virtual function call uses an explicit class member access (5.2.5) and the object-expression refers to the object under construction or destruction but its type is neither the constructor or destructor’s own class or one of its bases, the result of the call is undefined. [Example:

```

class V {
public:
    virtual void f();
    virtual void g();
};

class A : public virtual V {
public:
    virtual void f();
};

class B : public virtual V {
public:
    virtual void g();
    B(V*, A*);
};

class D : public A, B {
public:
    virtual void f();
    virtual void g();
    D() : B((A*)this, this) { }
};

```

```

B::B(V* v, A* a) {
    f();    // calls V::f, not A::f
    g();    // calls B::g, not D::g
    v->g(); // v is base of B, the call is well-defined, calls B::g
    a->f(); // undefined behavior, a's type not a base of B
}

```

—end example]

- 4 The `typeid` operator (5.2.8) can be used during construction or destruction (12.6.2). When `typeid` is used in a constructor (including from the *mem-initializer* for a data member) or in a destructor, or used in a function called (directly or indirectly) from a constructor or destructor, if the operand of `typeid` refers to the object under construction or destruction, `typeid` yields the `type_info` representing the constructor or destructor's class. If the operand of `typeid` refers to the object under construction or destruction and the static type of the operand is neither the constructor or destructor's class nor one of its bases, the result of `typeid` is undefined.
- 5 `Dynamic_casts` (5.2.7) can be used during construction or destruction (12.6.2). When a `dynamic_cast` is used in a constructor (including from the *mem-initializer* for a data member) or in a destructor, or used in a function called (directly or indirectly) from a constructor or destructor, if the operand of the `dynamic_cast` refers to the object under construction or destruction, this object is considered to be a most derived object that has the type of the constructor or destructor's class. If the operand of the `dynamic_cast` refers to the object under construction or destruction and the static type of the operand is not a pointer to or object of the constructor or destructor's own class or one of its bases, the `dynamic_cast` results in undefined behavior.

- 6 [Example:

```

class V {
public:
    virtual void f();
};

class A : public virtual V { };

class B : public virtual V {
public:
    B(V*, A*);
};

class D : public A, B {
public:
    D() : B((A*)this, this) { }
};

B::B(V* v, A* a) {
    typeid(*this); // type_info for B
    typeid(*v);   // well-defined: *v has type V, a base of B
                 // yields type_info for B
    typeid(*a);   // undefined behavior: type A not a base of B
    dynamic_cast<B*>(v); // well-defined: v of type V*, V base of B
                       // results in B*
    dynamic_cast<B*>(a); // undefined behavior,
                       // a has type A*, A not a base of B
}

```

—end example]

12.8 Copying class objects

[class.copy]

- 1 A class object can be copied in two ways, by initialization (12.1, 8.5), including for function argument passing (5.2.2) and for function value return (6.6.3), and by assignment (5.17). Conceptually, these two operations are implemented by a copy constructor (12.1) and copy assignment operator (13.5.3).
- 2 A non-template constructor for class *X* is a *copy* constructor if its first parameter is of type *X*&, const *X*&, volatile *X*& or const volatile *X*&, and either there are no other parameters or else all other parameters have default arguments (8.3.6).^{T04)} [Example: *X*::*X*(const *X*&) and *X*::*X*(*X*&, int=1) are copy constructors.

```
class X {
    // ...
public:
    X(int);
    X(const X&, int = 1);
};
X a(1);           // calls X(int);
X b(a, 0);       // calls X(const X&, int);
X c = b;         // calls X(const X&, int);
```

—end example] [Note: all forms of copy constructor may be declared for a class. [Example:

```
class X {
    // ...
public:
    X(const X&);
    X(X&); // OK
};
```

—end example] —end note] [Note: if a class *X* only has a copy constructor with a parameter of type *X*&, an initializer of type const *X* or volatile *X* cannot initialize an object of type (possibly cv-qualified) *X*. [Example:

```
struct X {
    X(); // default constructor
    X(X&); // copy constructor with a nonconst parameter
};
const X cx;
X x = cx; // error -- X::X(X&) cannot copy cx into x
```

—end example] —end note]

- 3 A declaration of a constructor for a class *X* is ill-formed if its first parameter is of type (optionally cv-qualified) *X* and either there are no other parameters or else all other parameters have default arguments.
- 4 If the class definition does not explicitly declare a copy constructor, one is declared *implicitly*. Thus, for the class definition

```
struct X {
    X(const X&, int);
};
```

a copy constructor is implicitly-declared. If the user-declared constructor is later defined as

```
X::X(const X& x, int i =0) { /* ... */ }
```

then any use of *X*'s copy constructor is ill-formed because of the ambiguity; no diagnostic is required.

^{T04)} Because a template constructor is never a copy constructor, the presence of such a template does not suppress the implicit declaration of a copy constructor. Template constructors participate in overload resolution with other constructors, including copy constructors, and a template constructor may be used to copy an object if it provides a better match than other constructors.

5 The implicitly-declared copy constructor for a class `X` will have the form

```
X::X(const X&)
```

if

- each direct or virtual base class `B` of `X` has a copy constructor whose first parameter is of type `const B&` or `const volatile B&`, and
- for all the nonstatic data members of `X` that are of a class type `M` (or array thereof), each such class type has a copy constructor whose first parameter is of type `const M&` or `const volatile M&`.¹⁰⁵⁾

Otherwise, the implicitly declared copy constructor will have the form

```
X::X(X&)
```

An implicitly-declared copy constructor is an `inline public` member of its class.

6 A copy constructor for class `X` is *trivial* if it is implicitly declared and if

- class `X` has no virtual functions (10.3) and no virtual base classes (10.1), and
- each direct base class of `X` has a trivial copy constructor, and
- for all the nonstatic data members of `X` that are of class type (or array thereof), each such class type has a trivial copy constructor;

otherwise the copy constructor is *non-trivial*.

7 An implicitly-declared copy constructor is *implicitly defined* if it is used to initialize an object of its class type from a copy of an object of its class type or of a class type derived from its class type¹⁰⁶⁾. [Note: the copy constructor is implicitly defined even if the implementation elided its use (12.2).] A program is ill-formed if the class for which a copy constructor is implicitly defined has:

- a nonstatic data member of class type (or array thereof) with an inaccessible or ambiguous copy constructor, or
- a base class with an inaccessible or ambiguous copy constructor.

Before the implicitly-declared copy constructor for a class is implicitly defined, all implicitly-declared copy constructors for its direct and virtual base classes and its nonstatic data members shall have been implicitly defined. [Note: an implicitly-declared copy constructor has an exception-specification (15.4).]

8 The implicitly-defined copy constructor for class `X` performs a memberwise copy of its subobjects. The order of copying is the same as the order of initialization of bases and members in a user-defined constructor (see 12.6.2). Each subobject is copied in the manner appropriate to its type:

- if the subobject is of class type, the copy constructor for the class is used;
- if the subobject is an array, each element is copied, in the manner appropriate to the element type;
- if the subobject is of scalar type, the built-in assignment operator is used.

Virtual base class subobjects shall be copied only once by the implicitly-defined copy constructor (see 12.6.2).

9 A user-declared *copy* assignment operator `X::operator=` is a non-static non-template member function of class `X` with exactly one parameter of type `X`, `X&`, `const X&`, `volatile X&` or `const volatile X&`.¹⁰⁷⁾ [Note: an overloaded assignment operator must be declared to have only one parameter; see 13.5.3.

¹⁰⁵⁾ This implies that the reference parameter of the implicitly-declared copy constructor cannot bind to a `volatile lvalue`; see C.2.8.

¹⁰⁶⁾ See 8.5 for more details on direct and copy initialization.

¹⁰⁷⁾ Because a template assignment operator is never a copy assignment operator, the presence of such a template does not suppress the implicit declaration of a copy assignment operator. Template assignment operators participate in overload resolution with other

] [Note: more than one form of copy assignment operator may be declared for a class.] [Note: if a class X only has a copy assignment operator with a parameter of type X&, an expression of type const X cannot be assigned to an object of type X. [Example:

```
struct X {
    X();
    X& operator=(X&);
};
const X cx;
X x;
void f() {
    x = cx; // error:
           // X::operator=(X&) cannot assign cx into x
}
```

—end example] —end note]

- 10 If the class definition does not explicitly declare a copy assignment operator, one is declared *implicitly*. The implicitly-declared copy assignment operator for a class X will have the form

```
X& X::operator=(const X&)
```

if

- each direct base class B of X has a copy assignment operator whose parameter is of type const B&, const volatile B& or B, and
- for all the nonstatic data members of X that are of a class type M (or array thereof), each such class type has a copy assignment operator whose parameter is of type const M&, const volatile M& or M.¹⁰⁸⁾

Otherwise, the implicitly declared copy constructor will have the form

```
X& X::operator=(X&)
```

The implicitly-declared copy assignment operator for class X has the return type X&; it returns the object for which the assignment operator is invoked, that is, the object assigned to. An implicitly-declared copy assignment operator is an inline public member of its class. Because a copy assignment operator is implicitly declared for a class if not declared by the user, a base class copy assignment operator is always hidden by the copy assignment operator of a derived class (13.5.3).

- 11 A copy assignment operator for class X is *trivial* if it is implicitly declared and if
- class X has no virtual functions (10.3) and no virtual base classes (10.1), and
 - each direct base class of X has a trivial copy assignment operator, and
 - for all the nonstatic data members of X that are of class type (or array thereof), each such class type has a trivial copy assignment operator;

otherwise the copy assignment operator is *non-trivial*.

- 12 An implicitly-declared copy assignment operator is *implicitly defined* when an object of its class type is assigned a value of its class type or a value of a class type derived from its class type. A program is ill-formed if the class for which a copy assignment operator is implicitly defined has:
- a nonstatic data member of const type, or
 - a nonstatic data member of reference type, or

assignment operators, including copy assignment operators, and a template assignment operator may be used to assign an object if it provides a better match than other assignment operators.

¹⁰⁸⁾ This implies that the reference parameter of the implicitly-declared copy assignment operator cannot bind to a volatile lvalue; see C.2.8.

- a nonstatic data member of class type (or array thereof) with an inaccessible copy assignment operator, or
- a base class with an inaccessible copy assignment operator.

Before the implicitly-declared copy assignment operator for a class is implicitly defined, all implicitly-declared copy assignment operators for its direct base classes and its nonstatic data members shall have been implicitly defined. [*Note:* an implicitly-declared copy assignment operator has an exception-specification (15.4).]

- 13 The implicitly-defined copy assignment operator for class X performs memberwise assignment of its subobjects. The direct base classes of X are assigned first, in the order of their declaration in the *base-specifier-list*, and then the immediate nonstatic data members of X are assigned, in the order in which they were declared in the class definition. Each subobject is assigned in the manner appropriate to its type:
- if the subobject is of class type, the copy assignment operator for the class is used;
 - if the subobject is an array, each element is assigned, in the manner appropriate to the element type;
 - if the subobject is of scalar type, the built-in assignment operator is used.

It is unspecified whether subobjects representing virtual base classes are assigned more than once by the implicitly-defined copy assignment operator. [*Example:*

```
struct V { };
struct A : virtual V { };
struct B : virtual V { };
struct C : B, A { };
```

it is unspecified whether the virtual base class subobject V is assigned twice by the implicitly-defined copy assignment operator for C. —*end example*]

- 14 A program is ill-formed if the copy constructor or the copy assignment operator for an object is implicitly used and the special member function is not accessible (11). [*Note:* Copying one object into another using the copy constructor or the copy assignment operator does not change the layout or size of either object.]
- 15 Whenever a class object is copied and the original object and the copy have the same type, if the implementation can prove that either the original object or the copy will never again be used except as the result of an implicit destructor call (12.4), an implementation is permitted to treat the original and the copy as two different ways of referring to the same object and not perform a copy at all. In that case, the object is destroyed at the later of times when the original and the copy would have been destroyed without the optimization.¹⁰⁹⁾ [*Example:*

```
class Thing {
public:
    Thing();
    ~Thing();
    Thing(const Thing&);
    Thing operator=(const Thing&);
    void fun();
};
```

¹⁰⁹⁾ Because only one object is destroyed instead of two, and one copy constructor is not executed, there is still one object destroyed for each one constructed.

```
void f(Thing t) { }
void g(Thing t) { t.fun(); }

int main()
{
    Thing t1, t2, t3;
    f(t1);
    g(t2);
    g(t3);
    t3.fun();
}
```

Here `t1` does not need to be copied when calling `f` because `f` does not use its formal parameter again after copying it. Although `g` uses its parameter, the call to `g(t2)` does not need to copy `t2` because `t2` is not used again after it is passed to `g`. On the other hand, `t3` is used after passing it to `g` so calling `g(t3)` is required to copy `t3`.]

13 Overloading

[over]

- 1 When two or more different declarations are specified for a single name in the same scope, that name is said to be *overloaded*. By extension, two declarations in the same scope that declare the same name but with different types are called *overloaded declarations*. Only function declarations can be overloaded; object and type declarations cannot be overloaded.
- 2 When an overloaded function name is used in a call, which overloaded function declaration is being referenced is determined by comparing the types of the arguments at the point of use with the types of the parameters in the overloaded declarations that are visible at the point of use. This function selection process is called *overload resolution* and is defined in 13.3. [Example:

```
double abs(double);
int abs(int);

abs(1);           // call abs(int);
abs(1.0);        // call abs(double);
```

—end example]

13.1 Overloadable declarations

[over.load]

- 1 Not all function declarations can be overloaded. Those that cannot be overloaded are specified here. A program is ill-formed if it contains two such non-overloadable declarations in the same scope. [Note: this restriction applies to explicit declarations in a scope, and between such declarations and declarations made through a *using-declaration* (7.3.3). It does not apply to sets of functions fabricated as a result of name lookup (e.g., because of *using-directives*) or overload resolution (e.g., for operator functions).]
- 2 Certain function declarations cannot be overloaded:
 - Function declarations that differ only in the return type cannot be overloaded.
 - Member function declarations with the same name and the same parameter types cannot be overloaded if any of them is a `static` member function declaration (9.4). Likewise, member function template declarations with the same name, the same parameter types, and the same template parameter lists cannot be overloaded if any of them is a `static` member function template declaration. The types of the implicit object parameters constructed for the member functions for the purpose of overload resolution (13.3.1) are not considered when comparing parameter types for enforcement of this rule. In contrast, if there is no `static` member function declaration among a set of member function declarations with the same name and the same parameter types, then these member function declarations can be overloaded if they differ in the type of their implicit object parameter. [Example: the following illustrates this distinction:

```

class X {
    static void f();
    void f();                // ill-formed
    void f() const;         // ill-formed
    void f() const volatile; // ill-formed
    void g();
    void g() const;         // Ok: no static g
    void g() const volatile; // Ok: no static g
};

```

—end example]

- 3 [Note: as specified in 8.3.5, function declarations that have equivalent parameter declarations declare the same function and therefore cannot be overloaded:

- Parameter declarations that differ only in the use of equivalent typedef “types” are equivalent. A typedef is not a separate type, but only a synonym for another type (7.1.3). [Example:

```

typedef int Int;

void f(int i);
void f(Int i);                // OK: redeclaration of f(int)
void f(int i) { /* ... */ }
void f(Int i) { /* ... */ }  // error: redefinition of f(int)

```

—end example]

Enumerations, on the other hand, are distinct types and can be used to distinguish overloaded function declarations. [Example:

```

enum E { a };

void f(int i) { /* ... */ }
void f(E i)   { /* ... */ }

```

—end example]

- Parameter declarations that differ only in a pointer * versus an array [] are equivalent. That is, the array declaration is adjusted to become a pointer declaration (8.3.5). Only the second and subsequent array dimensions are significant in parameter types (8.3.4). [Example:

```

f(char*);
f(char[]);    // same as f(char*);
f(char[7]);   // same as f(char*);
f(char[9]);   // same as f(char*);

g(char(*)[10]);
g(char[5][10]); // same as g(char(*)[10]);
g(char[7][10]); // same as g(char(*)[10]);
g(char(*)[20]); // different from g(char(*)[10]);

```

—end example]

- Parameter declarations that differ only in the presence or absence of const and/or volatile are equivalent. That is, the const and volatile type-specifiers for each parameter type are ignored when determining which function is being declared, defined, or called. [Example:

```

typedef const int cInt;

int f (int);
int f (const int);    // redeclaration of f (int);
int f (int) { ... }   // definition of f (int)
int f (cInt) { ... }  // error: redefinition of f (int)

```

—end example]

Only the `const` and `volatile` type-specifiers at the outermost level of the parameter type specification are ignored in this fashion; `const` and `volatile` type-specifiers buried within a parameter type specification are significant and can be used to distinguish overloaded function declarations.¹¹⁰⁾ In particular, for any type `T`, “pointer to `T`,” “pointer to `const T`,” and “pointer to `volatile T`” are considered distinct parameter types, as are “reference to `T`,” “reference to `const T`,” and “reference to `volatile T`.”

- Two parameter declarations that differ only in their default arguments are equivalent. [*Example*: consider the following:

```
void f (int i, int j);
void f (int i, int j = 99);           // Ok: redeclaration of f (int, int)
void f (int i = 88, int j);         // Ok: redeclaration of f (int, int)
void f ();                           // Ok: overloaded declaration of f

void prog ()
{
    f (1, 2); // Ok: call f (int, int)
    f (1);    // Ok: call f (int, int)
    f ();     // Error: f (int, int) or f ()?
}
```

—*end example*] —*end note*]

13.2 Declaration matching

[*over.dcl*]

- 1 Two function declarations of the same name refer to the same function if they are in the same scope and have equivalent parameter declarations (13.1). A function member of a derived class is *not* in the same scope as a function member of the same name in a base class. [*Example*:

```
class B {
public:
    int f(int);
};

class D : public B {
public:
    int f(char*);
};
```

Here `D::f(char*)` hides `B::f(int)` rather than overloading it.

```
void h(D* pd)
{
    pd->f(1);           // error:
                       // D::f(char*) hides B::f(int)
    pd->B::f(1);       // ok
    pd->f("Ben");     // ok, calls D::f
}
```

—*end example*]

- 2 A locally declared function is not in the same scope as a function in a containing scope. [*Example*:

¹¹⁰⁾ When a parameter type includes a function type, such as in the case of a parameter type that is a pointer to function, the `const` and `volatile` type-specifiers at the outermost level of the parameter type specifications for the inner function type are also ignored.

```

int f(char*);
void g()
{
    extern f(int);
    f("asdf"); // error: f(int) hides f(char*)
               // so there is no f(char*) in this scope
}

void caller ()
{
    extern void callee (int, int);
    {
        extern void callee (int); // hides callee (int, int)
        callee (88, 99);         // error: only callee (int) in scope
    }
}

```

—end example]

- 3 Different versions of an overloaded member function can be given different access rules. [Example:

```

class buffer {
private:
    char* p;
    int size;

protected:
    buffer(int s, char* store) { size = s; p = store; }
    // ...

public:
    buffer(int s) { p = new char[size = s]; }
    // ...
};

```

—end example]

13.3 Overload resolution

[over.match]

- 1 Overload resolution is a mechanism for selecting the best function to call given a list of expressions that are to be the arguments of the call and a set of *candidate functions* that can be called based on the context of the call. The selection criteria for the best function are the number of arguments, how well the arguments match the types of the parameters of the candidate function, how well (for nonstatic member functions) the object matches the implied object parameter, and certain other properties of the candidate function. [Note: the function selected by overload resolution is not guaranteed to be appropriate for the context. Other restrictions, such as the accessibility of the function, can make its use in the calling context ill-formed.]
- 2 Overload resolution selects the function to call in seven distinct contexts within the language:
- invocation of a function named in the function call syntax (13.3.1.1.1);
 - invocation of a function call operator, a pointer-to-function conversion function, a reference-to-pointer-to-function conversion function, or a reference-to-function conversion function on a class object named in the function call syntax (13.3.1.1.2);
 - invocation of the operator referenced in an expression (13.3.1.2);
 - invocation of a constructor for direct-initialization (8.5) of a class object (13.3.1.3);
 - invocation of a user-defined conversion for copy-initialization (8.5) of a class object (13.3.1.4);
 - invocation of a conversion function for initialization of an object of a nonclass type from an expression of class type (13.3.1.5); and

- invocation of a conversion function for initialization of a temporary to which a reference (8.5.3) will be directly bound (13.3.1.6).
- 3 Each of these contexts defines the set of candidate functions and the list of arguments in its own unique way. But, once the candidate functions and argument lists have been identified, the selection of the best function is the same in all cases:
- First, a subset of the candidate functions—those that have the proper number of arguments and meet certain other conditions—is selected to form a set of viable functions (13.3.2).
 - Then the best viable function is selected based on the implicit conversion sequences (13.3.3.1) needed to match each argument to the corresponding parameter of each viable function.
- 4 If a best viable function exists and is unique, overload resolution succeeds and produces it as the result. Otherwise overload resolution fails and the invocation is ill-formed. When overload resolution succeeds, and the best viable function is not accessible (11) in the context in which it is used, the program is ill-formed.

13.3.1 Candidate functions and argument lists

[over.match.funcs]

- 1 The following subclauses describe the set of candidate functions and the argument list submitted to overload resolution in each of the seven contexts in which overload resolution is used. The source transformations and constructions defined in these subclauses are only for the purpose of describing the overload resolution process. An implementation is not required to use such transformations and constructions.
- 2 The set of candidate functions can contain both member and non-member functions to be resolved against the same argument list. So that argument and parameter lists are comparable within this heterogeneous set, a member function is considered to have an extra parameter, called the *implicit object parameter*, which represents the object for which the member function has been called. For the purposes of overload resolution, both static and non-static member functions have an implicit object parameter, but constructors do not.
- 3 Similarly, when appropriate, the context can construct an argument list that contains an *implied object argument* to denote the object to be operated on. Since arguments and parameters are associated by position within their respective lists, the convention is that the implicit object parameter, if present, is always the first parameter and the implied object argument, if present, is always the first argument.
- 4 For non-static member functions, the type of the implicit object parameter is “reference to *cv X*” where *X* is the class of which the function is a member and *cv* is the *cv*-qualification on the member function declaration. [Example: for a `const` member function of class `X`, the extra parameter is assumed to have type “reference to `const X`”.] For conversion functions, the function is considered to be a member of the class of the implicit object argument for the purpose of defining the type of the implicit object parameter. For non-conversion functions introduced by a *using-declaration* into a derived class, the function is considered to be a member of the derived class for the purpose of defining the type of the implicit object parameter. For static member functions, the implicit object parameter is considered to match any object (since if the function is selected, the object is discarded).
- 5 During overload resolution, the implied object argument is indistinguishable from other arguments. The implicit object parameter, however, retains its identity since conversions on the corresponding argument shall obey these additional rules:
- no temporary object can be introduced to hold the argument for the implicit object parameter;
 - no user-defined conversions can be applied to achieve a type match with it; and
 - even if the implicit object parameter is not `const`-qualified, an rvalue temporary can be bound to the parameter as long as in all other respects the temporary can be converted to the type of the implicit object parameter.
- 6 Because only one user-defined conversion is allowed in an implicit conversion sequence, special rules apply when selecting the best user-defined conversion (13.3.3, 13.3.3.1). [Example:

```

class T {
public:
    T();
    // ...
};

class C : T {
public:
    C(int);
    // ...
};
T a = 1;           // ill-formed: T(C(1)) not tried

```

—end example]

- 7 In each case where a candidate is a function template, candidate template functions are generated using template argument deduction (14.8.3, 14.8.2). Those candidates are then handled as candidate functions in the usual way.¹¹¹⁾ A given name can refer to one or more function templates and also to a set of overloaded non-template functions. In such a case, the candidate functions generated from each function template are combined with the set of non-template candidate functions.

13.3.1.1 Function call syntax

[over.match.call]

- 1 Recall from 5.2.2, that a *function call* is a *postfix-expression*, possibly nested arbitrarily deep in parentheses, followed by an optional *expression-list* enclosed in parentheses:

$$(\dots ({}_{\text{opt}} \textit{postfix-expression}) \dots)_{\text{opt}} (\textit{expression-list}_{\text{opt}})$$

Overload resolution is required if the *postfix-expression* is the name of a function, a function template (14.5.5), an object of class type, or a set of pointers-to-function.

- 2 13.3.1.1.1 describes how overload resolution is used in the first two of the above cases to determine the function to call. 13.3.1.1.2 describes how overload resolution is used in the third of the above cases to determine the function to call.
- 3 The fourth case arises from a *postfix-expression* of the form $\&F$, where F names a set of overloaded functions. In the context of a function call, the set of functions named by F shall contain only non-member functions and static member functions¹¹²⁾. And in this context using $\&F$ behaves the same as using the name F by itself. Thus, $(\&F) (\textit{expression-list}_{\text{opt}})$ is simply $(F) (\textit{expression-list}_{\text{opt}})$, which is discussed in 13.3.1.1.1. (The resolution of $\&F$ in other contexts is described in 13.4.)

13.3.1.1.1 Call to named function

[over.call.func]

- 1 Of interest in this subclass are only those function calls in which the *postfix-expression* ultimately contains a name that denotes one or more functions that might be called. Such a *postfix-expression*, perhaps nested arbitrarily deep in parentheses, has one of the following forms:

postfix-expression:

```

postfix-expression . id-expression
postfix-expression -> id-expression
primary-expression

```

These represent two syntactic subcategories of function calls: qualified function calls and unqualified function calls.

¹¹¹⁾ The process of argument deduction fully determines the parameter types of the template functions, i.e., the parameters of template functions contain no template parameter types. Therefore the template functions can be treated as normal (non-template) functions for the remainder of overload resolution.

¹¹²⁾ If F names a non-static member function, $\&F$ is a pointer-to-member, which cannot be used with the function call syntax.

- 2 In qualified function calls, the name to be resolved is an *id-expression* and is preceded by an `->` or `.` operator. Since the construct `A->B` is generally equivalent to `(*A).B`, the rest of this clause assumes, without loss of generality, that all member function calls have been normalized to the form that uses an object and the `.` operator. Furthermore, this clause assumes that the *postfix-expression* that is the left operand of the `.` operator has type “*cv T*” where *T* denotes a class¹¹³⁾. Under this assumption, the *id-expression* in the call is looked up as a member function of *T* following the rules for looking up names in classes (10.2). If a member function is found, that function and its overloaded declarations constitute the set of candidate functions. The argument list is the *expression-list* in the call augmented by the addition of the left operand of the `.` operator in the normalized member function call as the implied object argument (13.3.1).
- 3 In unqualified function calls, the name is not qualified by an `->` or `.` operator and has the more general form of a *primary-expression*. The name is looked up in the context of the function call following the normal rules for name lookup in function calls (3.4.2). If the name resolves to a non-member function declaration, that function and its overloaded declarations constitute the set of candidate functions¹¹⁴⁾. The argument list is the same as the *expression-list* in the call. If the name resolves to a nonstatic member function, then the function call is actually a member function call. If the keyword `this` (9.3.2) is in scope and refers to the class of that member function, or a derived class thereof, then the function call is transformed into a normalized qualified function call using `(*this)` as the *postfix-expression* to the left of the `.` operator. The candidate functions and argument list are as described for qualified function calls above. If the keyword `this` is not in scope or refers to another class, then name resolution found a static member of some class *T*. In this case, all overloaded declarations of the function name in *T* become candidate functions and a contrived object of type *T* becomes the implied object argument¹¹⁵⁾. The call is ill-formed, however, if overload resolution selects one of the non-static member functions of *T* in this case.

13.3.1.1.2 Call to object of class type

[over.call.object]

- 1 If the *primary-expression* *E* in the function call syntax evaluates to a class object of type “*cv T*”, then the set of candidate functions includes at least the function call operators of *T*. The function call operators of *T* are obtained by ordinary lookup of the name `operator()` in the context of `(E).operator()`.
- 2 In addition, for each conversion function declared in *T* of the form

```
operator conversion-type-id () cv-qualifier;
```

where *cv-qualifier* is the same *cv-qualification* as, or a greater *cv-qualification* than, *cv*, and where *conversion-type-id* denotes the type “pointer to function of (*P*₁,...,*P*_{*n*}) returning *R*”, or the type “reference to pointer to function of (*P*₁,...,*P*_{*n*}) returning *R*”, or the type “reference to function of (*P*₁,...,*P*_{*n*}) returning *R*”, a *surrogate call function* with the unique name *call-function* and having the form

```
R call-function (conversion-type-id F, P1 a1, ..., Pn an) { return F (a1, ..., an); }
```

is also considered as a candidate function. Similarly, surrogate call functions are added to the set of candidate functions for each conversion function declared in an accessible base class provided the function is not hidden within *T* by another intervening declaration¹¹⁶⁾.

- 3 If such a surrogate call function is selected by overload resolution, its body, as defined above, will be executed to convert *E* to the appropriate function and then to invoke that function with the arguments of the call.

¹¹³⁾ Note that *cv-qualifiers* on the type of objects are significant in overload resolution for both lvalue and class rvalue objects.

¹¹⁴⁾ Because of the usual name hiding rules, these will be introduced by declarations or by *using-directives* all found in the same block or all found at namespace scope.

¹¹⁵⁾ An implied object argument must be contrived to correspond to the implicit object parameter attributed to member functions during overload resolution. It is not used in the call to the selected function. Since the member functions all have the same implicit object parameter, the contrived object will not be the cause to select or reject a function.

¹¹⁶⁾ Note that this construction can yield candidate call functions that cannot be differentiated one from the other by overload resolution because they have identical declarations or differ only in their return type. The call will be ambiguous if overload resolution cannot select a match to the call that is uniquely better than such undifferentiable functions.

- 4 The argument list submitted to overload resolution consists of the argument expressions present in the function call syntax preceded by the implied object argument (E). [Note: when comparing the call against the function call operators, the implied object argument is compared against the implicit object parameter of the function call operator. When comparing the call against a surrogate call function, the implied object argument is compared against the first parameter of the surrogate call function. The conversion function from which the surrogate call function was derived will be used in the conversion sequence for that parameter since it converts the implied object argument to the appropriate function pointer or reference required by that first parameter.] [Example:

```
int f1(int);
int f2(float);
typedef int (*fp1)(int);
typedef int (*fp2)(float);
struct A {
    operator fp1() { return f1; }
    operator fp2() { return f2; }
} a;
int i = a(1);      // Calls f1 via pointer returned from
                  // conversion function
```

—end example]

13.3.1.2 Operators in expressions

[over.match.oper]

- 1 If no operand of an operator in an expression has a type that is a class or an enumeration, the operator is assumed to be a built-in operator and interpreted according to clause 5. [Note: because ., .*, and :: cannot be overloaded, these operators are always built-in operators interpreted according to clause 5. ?: cannot be overloaded, but the rules in this section are used to determine the conversions to be applied to the second and third operands when they have class or enumeration type (5.16).] [Example:

```
class String {
public:
    String (const String&);
    String (char*);
    operator char* ();
};
String operator + (const String&, const String&);

void f(void)
{
    char* p= "one" + "two"; // ill-formed because neither
                          // operand has user defined type
    int I = 1 + 1;         // Always evaluates to 2 even if
                          // user defined types exist which
                          // would perform the operation.
}
```

—end example]

- 2 If either operand has a type that is a class or an enumeration, a user-defined operator function might be declared that implements this operator or a user-defined conversion can be necessary to convert the operand to a type that is appropriate for a built-in operator. In this case, overload resolution is used to determine which operator function or built-in operator is to be invoked to implement the operator. Therefore, the operator notation is first transformed to the equivalent function-call notation as summarized in Table 8 (where @ denotes one of the operators covered in the specified subclause).

Table 8—relationship between operator and function call notation

Subclause	Expression	As member function	As non-member function
13.5.1	@a	(a).operator@ ()	operator@ (a)
13.5.2	a@b	(a).operator@ (b)	operator@ (a, b)
13.5.3	a=b	(a).operator= (b)	
13.5.5	a[b]	(a).operator[] (b)	
13.5.6	a->	(a).operator-> ()	
13.5.7	a@	(a).operator@ (0)	operator@ (a, 0)

- 3 For a unary operator @ with an operand of type T1 or reference to cv T1, and for a binary operator @ with a left operand of type T1 or reference to cv T1 and a right operand of type T2 or reference to cv T2, three sets of candidate functions, designated *member candidates*, *non-member candidates* and *built-in candidates*, are constructed as follows:
- If T1 is a class type, the set of member candidates is the result of the qualified lookup of T1 : :operator@ (13.3.1.1.1); otherwise, the set of member candidates is empty.
 - The set of non-member candidates is the result of the unqualified lookup of operator@ in the context of the expression according to the usual rules for name lookup in unqualified function calls (3.4.2) except that all member functions are ignored.
 - For the operator , , the unary operator &, or the operator ->, the built-in candidates set is empty. For all other operators, the built-in candidates include all of the candidate operator functions defined in 13.6 that, compared to the given operator,
 - have the same operator name, and
 - accept the same number of operands, and
 - accept operand types to which the given operand or operands can be converted according to 13.3.3.1.
- 4 For the built-in assignment operators, conversions of the left operand are restricted as follows:
- no temporaries are introduced to hold the left operand, and
 - no user-defined conversions are applied to the left operand to achieve a type match with the left-most parameter of a built-in candidate.
- 5 For all other operators, no such restrictions apply.
- 6 The set of candidate functions for overload resolution is the union of the member candidates, the non-member candidates, and the built-in candidates. The argument list contains all of the operands of the operator. The best function from the set of candidate functions is selected according to 13.3.2 and 13.3.3.¹¹⁷⁾

[Example:

```

struct A {
    operator int();
};
A operator+(const A&, const A&);
void m() {
    A a, b;
    a + b;           // operator+(a,b) chosen over int(a) + int(b)
}

```

—end example]

¹¹⁷⁾ If the set of candidate functions is empty, overload resolution is unsuccessful.

- 7 If a built-in candidate is selected by overload resolution, any class operands are first converted to the appropriate type for the operator. Then the operator is treated as the corresponding built-in operator and interpreted according to clause 5.
- 8 The second operand of operator `->` is ignored in selecting an operator`->` function, and is not an argument when the operator`->` function is called. When operator`->` returns, the operator `->` is applied to the value returned, with the original second operand.¹¹⁸⁾
- 9 If the operator is the operator `,`, the unary operator `&`, or the operator `->`, and overload resolution is unsuccessful, then the operator is assumed to be the built-in operator and interpreted according to clause 5.
- 10 [Note: the look up rules for operators in expressions are different than the lookup rules for operator function names in a function call, as shown in the following example:

```
struct A { };
void operator + (A, A);

struct B {
    void operator + (B);
    void f ();
};

A a;

void B::f() {
    operator+( a,a);    // ERROR - global operator hidden by member
    a + a;              // OK - calls global operator+
}

—end note]
```

13.3.1.3 Initialization by constructor

[over.match.ctor]

- 1 When objects of class type are direct-initialized (8.5), overload resolution selects the constructor. The candidate functions are all the constructors of the class of the object being initialized. The argument list is the *expression-list* within the parentheses of the initializer.

13.3.1.4 Copy-initialization of class by user-defined conversion

[over.match.copy]

- 1 Under the conditions specified in 8.5, as part of a copy-initialization of an object of class type, a user-defined conversion can be invoked to convert an initializer expression to the type of the object being initialized. Overload resolution is used to select the user-defined conversion to be invoked. Assuming that “*cv1 T*” is the type of the object being initialized, with *T* a class type, the candidate functions are selected as follows:
- The converting constructors (12.3.1) of *T* are candidate functions.
 - When the type of the initializer expression is a class type “*cv2 S*”, the conversion functions of *S* and its base classes are considered. Those that are not hidden within *S* and yield type “*cv2 T2*”, where *T2* is the same type as *T* or is a derived class thereof, and where *cv2* is the same *cv*-qualification as, or lesser *cv*-qualification than, *cv1*, are candidate functions. Conversions functions that return “reference to *T*” return lvalues of type *T* and are therefore considered to yield *T* for this process of selecting candidate functions.
- 2 In both cases, the argument list has one argument, which is the initializer expression. [Note: this argument will be compared against the first parameter of the constructors and against the implicit object parameter of the conversion functions.]

¹¹⁸⁾ If the value returned by the operator`->` function has class type, this may result in selecting and calling another operator`->` function. The process repeats until an operator`->` function returns a value of non-class type.

13.3.1.5 Initialization by conversion function [over.match.conv]

- 1 Under the conditions specified in 8.5, as part of an initialization of an object of nonclass type, a conversion function can be invoked to convert an initializer expression of class type to the type of the object being initialized. Overload resolution is used to select the conversion function to be invoked. Assuming that “*cv1 T*” is the type of the object being initialized, and “*cv S*” is the type of the initializer expression, with *S* a class type, the candidate functions are selected as follows:
 - The conversion functions of *S* and its base classes are considered. Those that are not hidden within *S* and yield type “*cv2 T*” or a type that can be converted to type “*cv2 T*” via a standard conversion sequence (13.3.3.1.1), for any *cv2* that is the same *cv*-qualification as, or lesser *cv*-qualification than, *cv1*, are candidate functions. Conversion functions that return a nonclass type “*cv2 T*” are considered to yield *cv*-unqualified *T* for this process of selecting candidate functions. Conversion functions that return “reference to *T*” return lvalues of type *T* and are therefore considered to yield *T* for this process of selecting candidate functions.
- 2 The argument list has one argument, which is the initializer expression. [Note: this argument will be compared against the implicit object parameter of the conversion functions.]

13.3.1.6 Initialization by conversion function for direct reference binding [over.match.ref]

- 1 Under the conditions specified in 8.5.3, a reference can be bound directly to an lvalue that is the result of applying a conversion function to an initializer expression. Overload resolution is used to select the conversion function to be invoked. Assuming that “*cv1 T*” is the underlying type of the reference being initialized, and “*cv S*” is the type of the initializer expression, with *S* a class type, the candidate functions are selected as follows:
 - The conversion functions of *S* and its base classes are considered. Those that are not hidden within *S* and yield type “reference to *cv2 T2*”, where “*cv1 T*” is reference-compatible (8.5.3) with “*cv2 T2*”, are candidate functions.
- 2 The argument list has one argument, which is the initializer expression. [Note: this argument will be compared against the implicit object parameter of the conversion functions.]

13.3.2 Viable functions [over.match.viable]

- 1 From the set of candidate functions constructed for a given context (13.3.1), a set of viable functions is chosen, from which the best function will be selected by comparing argument conversion sequences for the best fit (13.3.3). The selection of viable functions considers relationships between arguments and function parameters other than the ranking of conversion sequences.
- 2 First, to be a viable function, a candidate function shall have enough parameters to agree in number with the arguments in the list.
 - If there are *m* arguments in the list, all candidate functions having exactly *m* parameters are viable.
 - A candidate function having fewer than *m* parameters is viable only if it has an ellipsis in its parameter list (8.3.5). For the purposes of overload resolution, any argument for which there is no corresponding parameter is considered to “match the ellipsis” (13.3.3.1.3) .
 - A candidate function having more than *m* parameters is viable only if the (*m*+1)-st parameter has a default argument (8.3.6).¹¹⁹⁾ For the purposes of overload resolution, the parameter list is truncated on the right, so that there are exactly *m* parameters.
- 3 Second, for *F* to be a viable function, there shall exist for each argument an *implicit conversion sequence* (13.3.3.1) that converts that argument to the corresponding parameter of *F*. If the parameter has reference type, the implicit conversion sequence includes the operation of binding the reference, and the fact that a reference to non-const cannot be bound to an rvalue can affect the viability of the function (see

¹¹⁹⁾ According to 8.3.6, parameters following the (*m*+1)-st parameter must also have default arguments.

13.3.3.1.4).

13.3.3 Best Viable Function

[over.match.best]

1 Let $ICS_i(F)$ denote the implicit conversion sequence that converts the i -th argument in the list to the type of the i -th parameter of viable function F . 13.3.3.1 defines the implicit conversion sequences and 13.3.3.2 defines what it means for one implicit conversion sequence to be a better conversion sequence or worse conversion sequence than another. Given these definitions, a viable function $F1$ is defined to be a *better* function than another viable function $F2$ if for all arguments i , $ICS_i(F1)$ is not a worse conversion sequence than $ICS_i(F2)$, and then

- for some argument j , $ICS_j(F1)$ is a better conversion sequence than $ICS_j(F2)$, or, if not that,
- $F1$ is a non-template function and $F2$ is a template function specialization, or, if not that,
- $F1$ and $F2$ are template functions with the same signature, and the function template for $F1$ is more specialized than the template for $F2$ according to the partial ordering rules described in 14.5.5.2, or, if not that,
- the context is an initialization by user-defined conversion (see 8.5, 13.3.1.5, and 13.3.1.6) and the standard conversion sequence from the return type of $F1$ to the destination type (i.e., the type of the entity being initialized) is a better conversion sequence than the standard conversion sequence from the return type of $F2$ to the destination type. [Example:

```

struct A {
    A();
    operator int();
    operator double();
} a;
int i = a;    // a.operator int() followed by no conversion is better
              // than a.operator double() followed by a conversion
              // to int
float x = a;  // ambiguous: both possibilities require conversions,
              // and neither is better than the other

```

—end example]

2 If there is exactly one viable function that is a better function than all other viable functions, then it is the one selected by overload resolution; otherwise the call is ill-formed¹²⁰.

3 [Example:

¹²⁰ The algorithm for selecting the best viable function is linear in the number of viable functions. Run a simple tournament to find a function W that is not worse than any opponent it faced. Although another function F that W did not face might be at least as good as W , F cannot be the best function because at some point in the tournament F encountered another function G such that F was not better than G . Hence, W is either the best function or there is no best function. So, make a second pass over the viable functions to verify that W is better than all other functions.

```

void Fcn(const int*, short);
void Fcn(int*, int);

int i;
short s = 0;

void f() {
    Fcn(&i, s); // is ambiguous because
               // &i -> int* is better than &i -> const int*
               // but s -> short is also better than s -> int

    Fcn(&i, 1L); // calls Fcn(int*, int), because
                // &i -> int* is better than &i -> const int*
                // and 1L -> short and 1L -> int are indistinguishable

    Fcn(&i, 'c'); // calls Fcn(int*, int), because
                 // &i -> int* is better than &i -> const int*
                 // and 'c' -> int is better than 'c' -> short
}

```

—end example]

13.3.3.1 Implicit conversion sequences

[over.best.ics]

- 1 An *implicit conversion sequence* is a sequence of conversions used to convert an argument in a function call to the type of the corresponding parameter of the function being called. The sequence of conversions is an implicit conversion as defined in 4, which means it is governed by the rules for initialization of an object or reference by a single expression (8.5, 8.5.3).
- 2 Implicit conversion sequences are concerned only with the type, cv-qualification, and lvalue-ness of the argument and how these are converted to match the corresponding properties of the parameter. Other properties, such as the lifetime, storage class, alignment, or accessibility of the argument and whether or not the argument is a bit-field are ignored. So, although an implicit conversion sequence can be defined for a given argument-parameter pair, the conversion from the argument to the parameter might still be ill-formed in the final analysis.
- 3 Except in the context of an initialization by user-defined conversion (13.3.1.5), a well-formed implicit conversion sequence is one of the following forms:
 - a *standard conversion sequence* (13.3.3.1.1),
 - a *user-defined conversion sequence* (13.3.3.1.2), or
 - an *ellipsis conversion sequence* (13.3.3.1.3).
- 4 In the context of an initialization by user-defined conversion (i.e., when considering the argument of a user-defined conversion function; see 13.3.1.5), only standard conversion sequences and ellipsis conversion sequences are allowed.
- 5 For the case where the parameter type is a reference, see 13.3.3.1.4.
- 6 When the parameter type is not a reference, the implicit conversion sequence models a copy-initialization of the parameter from the argument expression. The implicit conversion sequence is the one required to convert the argument expression to an rvalue of the type of the parameter. [Note: when the parameter has a class type, this is a conceptual conversion defined for the purposes of this clause; the actual initialization is defined in terms of constructors and is not a conversion.] Any difference in top-level cv-qualification is subsumed by the initialization itself and does not constitute a conversion. [Example: a parameter of type A can be initialized from an argument of type `const A`. The implicit conversion sequence for that case is the identity sequence; it contains no “conversion” from `const A` to A.] When the parameter has a class type and the argument expression is an rvalue of the same type, the implicit conversion sequence is an identity conversion. When the parameter has a class type and the argument expression is an lvalue of the same

type, the implicit conversion sequence is an lvalue-to-rvalue conversion. When the parameter has a class type and the argument expression is an rvalue of a derived class type, the implicit conversion sequence is a *derived-to-base Conversion* from the derived class to the base class. [Note: there is no such standard conversion; this derived-to-base Conversion exists only in the description of implicit conversion sequences.] When the parameter has a class type and the argument expression is an lvalue of a derived class type, the implicit conversion sequence is an lvalue-to-rvalue conversion followed by a derived-to-base Conversion. A derived-to-base Conversion has Conversion rank (13.3.3.1.1).

- 7 In all contexts, when converting to the implicit object parameter or when converting to the left operand of an assignment operation only standard conversion sequences that create no temporary object for the result are allowed.
- 8 If no conversions are required to match an argument to a parameter type, the implicit conversion sequence is the standard conversion sequence consisting of the identity conversion (13.3.3.1.1).
- 9 If no sequence of conversions can be found to convert an argument to a parameter type or the conversion is otherwise ill-formed, an implicit conversion sequence cannot be formed.
- 10 If several different sequences of conversions exist that each convert the argument to the parameter type, the implicit conversion sequence is a sequence among these that is not worse than all the rest according to 13.3.3.2^[21]. If that conversion sequence is not better than all the rest and a function that uses such an implicit conversion sequence is selected as the best viable function, then the call will be ill-formed because the conversion of one of the arguments in the call is ambiguous.
- 11 The three forms of implicit conversion sequences mentioned above are defined in the following subclasses.

13.3.3.1.1 Standard conversion sequences

[over.ics.scs]

- 1 Table 9 summarizes the conversions defined in clause 4 and partitions them into four disjoint categories: Lvalue Transformation, Qualification Adjustment, Promotion, and Conversion. [Note: these categories are orthogonal with respect to lvalue-ness, cv-qualification, and data representation: the Lvalue Transformations do not change the cv-qualification or data representation of the type; the Qualification Adjustments do not change the lvalue-ness or data representation of the type; and the Promotions and Conversions do not change the lvalue-ness or cv-qualification of the type.]
- 2 [Note: As described in 4, a standard conversion sequence is either the Identity conversion by itself (that is, no conversion) or consists of one to three conversions from the other four categories. At most one conversion from each category is allowed in a single standard conversion sequence. If there are two or more conversions in the sequence, the conversions are applied in the canonical order: **Lvalue Transformation, Promotion or Conversion, Qualification Adjustment**. —end note]
- 3 Each conversion in Table 9 also has an associated rank (Exact Match, Promotion, or Conversion). These are used to rank standard conversion sequences (13.3.3.2). The rank of a conversion sequence is determined by considering the rank of each conversion in the sequence and the rank of any reference binding (13.3.3.1.4). If any of those has Conversion rank, the sequence has Conversion rank; otherwise, if any of

[21] This rule prevents a function from becoming non-viable because of an ambiguous conversion sequence for one of its parameters. Consider this example,

```
class B;
class A { A (B&); };
class B { operator A (); };
class C { C (B&); };
void f(A) { }
void f(C) { }
B b;
f(b); // ambiguous since b -> C via constructor and
      // b -> A via constructor or conversion function.
```

If it were not for this rule, `f(A)` would be eliminated as a viable function for the call `f(b)` causing overload resolution to select `f(C)` as the function to call even though it is not clearly the best choice. On the other hand, if an `f(B)` were to be declared then `f(b)` would resolve to that `f(B)` because the exact match with `f(B)` is better than any of the sequences required to match `f(A)`.

Standard conversion sequences

those has Promotion rank, the sequence has Promotion rank; otherwise, the sequence has Exact Match rank.

Table 9—conversions

Conversion	Category	Rank	Subclause
No conversions required	Identity		
Lvalue-to-rvalue conversion	Lvalue Transformation	Exact Match	4.1
Array-to-pointer conversion			4.2
Function-to-pointer conversion			4.3
Qualification conversions	Qualification Adjustment		4.4
Integral promotions	Promotion	Promotion	4.5
Floating point promotion			4.6
Integral conversions	Conversion	Conversion	4.7
Floating point conversions			4.8
Floating-integral conversions			4.9
Pointer conversions			4.10
Pointer to member conversions			4.11
Boolean conversions			4.12

13.3.3.1.2 User-defined conversion sequences**[over.ics.user]**

- 1 A user-defined conversion sequence consists of an initial standard conversion sequence followed by a user-defined conversion (12.3) followed by a second standard conversion sequence. If the user-defined conversion is specified by a constructor (12.3.1), the initial standard conversion sequence converts the source type to the type required by the argument of the constructor. If the user-defined conversion is specified by a conversion function (12.3.2), the initial standard conversion sequence converts the source type to the implicit object parameter of the conversion function.
- 2 The second standard conversion sequence converts the result of the user-defined conversion to the target type for the sequence. Since an implicit conversion sequence is an initialization, the special rules for initialization by user-defined conversion apply when selecting the best user-defined conversion for a user-defined conversion sequence (see 13.3.3 and 13.3.3.1).
- 3 If the user-defined conversion is specified by a template conversion function, the second standard conversion sequence must have exact match rank.
- 4 A conversion of an expression of class type to the same class type is given Exact Match rank, and a conversion of an expression of class type to a base class of that type is given Conversion rank, in spite of the fact that a copy constructor (i.e., a user-defined conversion function) is called for those cases.

13.3.3.1.3 Ellipsis conversion sequences**[over.ics.ellipsis]**

- 1 An ellipsis conversion sequence occurs when an argument in a function call is matched with the ellipsis parameter specification of the function called.

13.3.3.1.4 Reference binding**[over.ics.ref]**

- 1 When a parameter of reference type binds directly (8.5.3) to an argument expression, the implicit conversion sequence is the identity conversion, unless the argument expression has a type that is a derived class of the parameter type, in which case the implicit conversion sequence is a derived-to-base Conversion (13.3.3.1). *[Example:*

```

struct A {};
struct B : public A {} b;
int f(A&);
int f(B&);
int i = f(b);    // Calls f(B&), an exact match, rather than
                 // f(A&), a conversion

```

—*end example*] If the parameter binds directly to the result of applying a conversion function to the argument expression, the implicit conversion sequence is a user-defined conversion sequence (13.3.3.1.2), with the second standard conversion sequence either an identity conversion or, if the conversion function returns an entity of a type that is a derived class of the parameter type, a derived-to-base Conversion.

- 2 When a parameter of reference type is not bound directly to an argument expression, the conversion sequence is the one required to convert the argument expression to the underlying type of the reference according to 13.3.3.1. Conceptually, this conversion sequence corresponds to copy-initializing a temporary of the underlying type with the argument expression. Any difference in top-level cv-qualification is subsumed by the initialization itself and does not constitute a conversion.
- 3 A standard conversion sequence cannot be formed if it requires binding a reference to non-const to an rvalue (except when binding an implicit object parameter; see the special rules for that case in 13.3.1). [*Note*: this means, for example, that a candidate function cannot be a viable function if it has a non-const reference parameter (other than the implicit object parameter) and the corresponding argument is a temporary or would require one to be created to initialize the reference (see 8.5.3).]
- 4 Other restrictions on binding a reference to a particular argument do not affect the formation of a standard conversion sequence, however. [*Example*: a function with a “reference to int” parameter can be a viable candidate even if the corresponding argument is an int bit-field. The formation of implicit conversion sequences treats the int bit-field as an int lvalue and finds an exact match with the parameter. If the function is selected by overload resolution, the call will nonetheless be ill-formed because of the prohibition on binding a non-const reference to a bit-field (8.5.3).]
- 5 The binding of a reference to an expression that is *reference-compatible with added qualification* influences the rank of a standard conversion; see 13.3.3.2 and 8.5.3.

13.3.3.2 Ranking implicit conversion sequences

[**over.ics.rank**]

- 1 This clause defines a partial ordering of implicit conversion sequences based on the relationships *better conversion sequence* and *better conversion*. If an implicit conversion sequence S1 is defined by these rules to be a better conversion sequence than S2, then it is also the case that S2 is a *worse conversion sequence* than S1. If conversion sequence S1 is neither better than nor worse than conversion sequence S2, S1 and S2 are said to be *indistinguishable conversion sequences*.
- 2 When comparing the basic forms of implicit conversion sequences (as defined in 13.3.3.1)
 - a standard conversion sequence (13.3.3.1.1) is a better conversion sequence than a user-defined conversion sequence or an ellipsis conversion sequence, and
 - a user-defined conversion sequence (13.3.3.1.2) is a better conversion sequence than an ellipsis conversion sequence (13.3.3.1.3).
- 3 Two implicit conversion sequences of the same form are indistinguishable conversion sequences unless one of the following rules apply:
 - Standard conversion sequence S1 is a better conversion sequence than standard conversion sequence S2 if
 - S1 is a proper subsequence of S2 (comparing the conversion sequences in the canonical form defined by 13.3.3.1.1; the identity conversion sequence is considered to be a subsequence of any non-identity conversion sequence) or, if not that,
 - the rank of S1 is better than the rank of S2 (by the rules defined below), or, if not that,

Ranking implicit conversion sequences

- S1 and S2 differ only in their qualification conversion and yield similar types T1 and T2 (4.4), respectively, and the cv-qualification signature of type T1 is a proper subset of the cv-qualification signature of type T2, [*Example*:

```
int f(const int *);
int f(int *);
int i;
int j = f(&i);    // Calls f(int *)
```

—*end example*] or, if not that,

- S1 and S2 are reference bindings (8.5.3), and the types to which the references refer are the same type except for top-level cv-qualifiers, and the type to which the reference initialized by S2 refers is more cv-qualified than the type to which the reference initialized by S1 refers. [*Example*:

```
int f(const int &);
int f(int &);
int g(const int &);
int g(int);

int i;
int j = f(i);    // Calls f(int &)
int k = g(i);    // ambiguous

class X {
public:
    void f() const;
    void f();
};
void g(const X& a, X b)
{
    a.f();        // Calls X::f() const
    b.f();        // Calls X::f()
}
```

—*end example*]

- User-defined conversion sequence U1 is a better conversion sequence than another user-defined conversion sequence U2 if they contain the same user-defined conversion function or constructor and if the second standard conversion sequence of U1 is better than the second standard conversion sequence of U2. [*Example*:

```
struct A {
    operator short();
} a;
int f(int);
int f(float);
int i = f(a);    // Calls f(int), because short -> int is
                // better than short -> float.
```

—*end example*]

- 4 Standard conversion sequences are ordered by their ranks: an Exact Match is a better conversion than a Promotion, which is a better conversion than a Conversion. Two conversion sequences with the same rank are indistinguishable unless one of the following rules applies:

- A conversion that is not a conversion of a pointer, or pointer to member, to `bool` is better than another conversion that is such a conversion.
- If class B is derived directly or indirectly from class A, conversion of B* to A* is better than conversion of B* to void*, and conversion of A* to void* is better than conversion of B* to void*.
- If class B is derived directly or indirectly from class A and class C is derived directly or indirectly from B,

- conversion of C^* to B^* is better than conversion of C^* to A^* , [*Example:*

```

struct A {};
struct B : public A {};
struct C : public B {};
C *pc;
int f(A *);
int f(B *);
int i = f(pc);    // Calls f(B *)

```

—*end example*]

- binding of an expression of type C to a reference of type $B\&$ is better than binding an expression of type C to a reference of type $A\&$,
- conversion of $A::*$ to $B::*$ is better than conversion of $A::*$ to $C::*$,
- conversion of C to B is better than conversion of C to A ,
- conversion of B^* to A^* is better than conversion of C^* to A^* ,
- binding of an expression of type B to a reference of type $A\&$ is better than binding an expression of type C to a reference of type $A\&$,
- conversion of $B::*$ to $C::*$ is better than conversion of $A::*$ to $C::*$, and
- conversion of B to A is better than conversion of C to A .

[*Note:* it is necessary to compare conversions with different target types in the context of an initialization by user-defined conversion; see 13.3.3.]

13.4 Address of overloaded function

[over.over]

- 1 A use of an overloaded function name without arguments is resolved in certain contexts to a function, a pointer to function or a pointer to member function for a specific function from the overload set. The function selected is the one whose type matches the target type required in the context. It is required that exactly one function matches the target type. The target can be

- an object or reference being initialized (8.5, 8.5.3),
- the left side of an assignment (5.17),
- a parameter of a function (5.2.2),
- a parameter of a user-defined operator (13.5),
- the return value of a function, operator function, or conversion (6.6.3), or
- an explicit type conversion (5.2.3, 5.2.9, 5.4).

The overloaded function name can be preceded by the $\&$ operator. An overloaded function name shall not be used without arguments in contexts other than those listed. [*Note:* any redundant set of parentheses surrounding the overloaded function name is ignored (5.1).]

- 2 If the name is a function template, template argument deduction is done (14.8.2), and if the argument deduction succeeds, the deduced template arguments are used to generate a single template function, which is added to the set of overloaded functions considered.
- 3 Non-member functions and static member functions match targets of type “pointer-to-function” or “reference-to-function.” Nonstatic member functions match targets of type “pointer-to-member-function;” the function type of the pointer to member is used to select the member function from the set of overloaded member functions. If a nonstatic member function is selected, the reference to the overloaded function name is required to have the form of a pointer to member as described in 5.3.1. [*Example:*

```

int f(double);
int f(int);
int (*pfd)(double) = &f;    // selects f(double)
int (*pfi)(int) = &f;      // selects f(int)
int (*pfe)(...) = &f;      // error: type mismatch
int (&rfi)(int) = f;       // selects f(int)
int (&rfd)(double) = f;    // selects f(double)
void g() {
    (int (*)(int))&f;      // cast expression as selector
}

```

The initialization of `pfe` is ill-formed because no `f()` with type `int(...)` has been defined, and not because of any ambiguity. For another example,

```

struct X {
    int f(int);
    static int f(long);
};

int (X::*p1)(int) = &X::f;    // OK
int (*p2)(int) = &X::f;     // error: mismatch
int (*p3)(long) = &X::f;    // OK
int (X::*p4)(long) = &X::f;  // error: mismatch
int (X::*p5)(int) = &(X::f); // error: wrong syntax for
                          // pointer to member
int (*p6)(long) = &(X::f);  // OK

```

—end example]

- 4 [Note: if `f()` and `g()` are both overloaded functions, the cross product of possibilities must be considered to resolve `f(&g)`, or the equivalent expression `f(g)`.]
- 5 [Note: there are no standard conversions (4) of one pointer-to-function type into another. In particular, even if `B` is a public base of `D`, we have

```

D* f();
B* (*p1)() = &f;    // error

void g(D*);
void (*p2)(B*) = &g; // error

```

—end note]

13.5 Overloaded operators

[over.oper]

- 1 A function declaration having one of the following *operator-function-ids* as its name declares an *operator function*. An operator function is said to *implement* the operator named in its *operator-function-id*.

operator-function-id:

operator operator

operator: one of

```

new delete new[] delete[]
+ - * / % ^ & | ~
! = < > += -= *= /= %=
^= &= |= << >> >>= <<= == !=
<= >= && || ++ -- , ->* ->
() []

```

[Note: the last two operators are function call (5.2.2) and subscripting (5.2.1). The operators `new[]`, `delete[]`, `()`, and `[]` are formed from more than one token.]

2 Both the unary and binary forms of

+ - * &

can be overloaded.

3 The following operators cannot be overloaded:

. .* :: ?:

nor can the preprocessing symbols # and ## (16).

4 Operator functions are usually not called directly; instead they are invoked to evaluate the operators they implement (13.5.1 - 13.5.7). They can be explicitly called, however, using the *operator-function-id* as the name of the function in the function call syntax (5.2.2). [Example:

```
complex z = a.operator+(b); // complex z = a+b;
void* p = operator new(sizeof(int)*n);
```

—end example]

5 The allocation and deallocation functions, `operator new`, `operator new[]`, `operator delete` and `operator delete[]`, are described completely in 3.7.3. The attributes and restrictions found in the rest of this section do not apply to them unless explicitly stated in 3.7.3.

6 An operator function shall either be a non-static member function or be a non-member function and have at least one parameter whose type is a class, a reference to a class, an enumeration, or a reference to an enumeration. It is not possible to change the precedence, grouping, or number of operands of operators. The meaning of the operators =, (unary) &, and , (comma), predefined for each type, can be changed for specific class and enumeration types by defining operator functions that implement these operators. Operator functions are inherited in the same manner as other base class functions, but because an instance of `operator=` is automatically constructed for each class (12.8, 13.5.3), `operator=` is never inherited by a class from its bases.

7 The identities among certain predefined operators applied to basic types (for example, `++a ≡ a+=1`) need not hold for operator functions. Some predefined operators, such as `+=`, require an operand to be an lvalue when applied to basic types; this is not required by operator functions.

8 An operator function cannot have default arguments (8.3.6), except where explicitly stated below. Operator functions cannot have more or fewer parameters than the number required for the corresponding operator, as described in the rest of this subclause.

9 Operators not mentioned explicitly below in 13.5.3 to 13.5.7 act as ordinary unary and binary operators obeying the rules of section 13.5.1 or 13.5.2.

13.5.1 Unary operators

[over.unary]

1 A prefix unary operator shall be implemented by a non-static member function (9.3) with no parameters or a non-member function with one parameter. Thus, for any prefix unary operator @, @x can be interpreted as either `x.operator@()` or `operator@(x)`. If both forms of the operator function have been declared, the rules in 13.3.1.2 determine which, if any, interpretation is used. See 13.5.7 for an explanation of the postfix unary operators ++ and --.

2 The unary and binary forms of the same operator are considered to have the same name. [Note: consequently, a unary operator can hide a binary operator from an enclosing scope, and vice versa.]

13.5.2 Binary operators

[over.binary]

1 A binary operator shall be implemented either by a non-static member function (9.3) with one parameter or by a non-member function with two parameters. Thus, for any binary operator @, x@y can be interpreted as either `x.operator@(y)` or `operator@(x,y)`. If both forms of the operator function have been declared, the rules in 13.3.1.2 determines which, if any, interpretation is used.

13.5.3 Assignment**[over.ass]**

- 1 An assignment operator shall be implemented by a non-static member function with exactly one parameter. Because a copy assignment operator `operator=` is implicitly declared for a class if not declared by the user (12.8), a base class assignment operator is always hidden by the copy assignment operator of the derived class.
- 2 Any assignment operator, even the copy assignment operator, can be virtual. [Note: for a derived class D with a base class B for which a virtual copy assignment has been declared, the copy assignment operator in D does not override B's virtual copy assignment operator. [Example:

```

struct B {
    virtual int operator= (int);
    virtual B& operator= (const B&);
};
struct D : B {
    virtual int operator= (int);
    virtual D& operator= (const B&);
};

D dobj1;
D dobj2;
B* bptr = &dobj1;
void f() {
    bptr->operator=(99);    // calls D::operator(int)
    *bptr = 99;           // ditto
    bptr->operator=(dobj2); // calls D::operator(const B&)
    *bptr = dobj2;        // ditto
    dobj1 = dobj2;        // calls implicitly-declared
                          // D::operator(const D&)
}

```

—end example] —end note]

13.5.4 Function call**[over.call]**

- 1 `operator()` shall be a non-static member function with an arbitrary number of parameters. It can have default arguments. It implements the function call syntax

postfix-expression (*expression-list_{opt}*)

where the *postfix-expression* evaluates to a class object and the possibly empty *expression-list* matches the parameter list of an `operator()` member function of the class. Thus, a call `x(arg1, ...)` is interpreted as `x.operator()(arg1, ...)` for a class object `x` of type `T` if `T::operator()(T1, T2, T3)` exists and if the operator is selected as the best match function by the overload resolution mechanism (13.3.3).

13.5.5 Subscripting**[over.sub]**

- 1 `operator[]` shall be a non-static member function with exactly one parameter. It implements the subscripting syntax

postfix-expression [*expression*]

Thus, a subscripting expression `x[y]` is interpreted as `x.operator[](y)` for a class object `x` of type `T` if `T::operator[](T1)` exists and if the operator is selected as the best match function by the overload resolution mechanism (13.3.3).

13.5.6 Class member access**[over.ref]**

- 1 operator-> shall be a non-static member function taking no parameters. It implements class member access using ->

postfix-expression -> id-expression

An expression `x->m` is interpreted as `(x.operator->())->m` for a class object `x` of type `T` if `T::operator->()` exists and if the operator is selected as the best match function by the overload resolution mechanism (13.3).

13.5.7 Increment and decrement**[over.inc]**

- 1 The user-defined function called `operator++` implements the prefix and postfix `++` operator. If this function is a member function with no parameters, or a non-member function with one parameter of class or enumeration type, it defines the prefix increment operator `++` for objects of that type. If the function is a member function with one parameter (which shall be of type `int`) or a non-member function with two parameters (the second of which shall be of type `int`), it defines the postfix increment operator `++` for objects of that type. When the postfix increment is called as a result of using the `++` operator, the `int` argument will have value zero.¹²²⁾ [Example:

```
class X {
public:
    X& operator++();    // prefix ++a
    X operator++(int); // postfix a++
};

class Y {
public:
};
Y& operator++(Y&);    // prefix ++b
Y operator++(Y&, int); // postfix b++

void f(X a, Y b)
{
    ++a;    // a.operator++();
    a++;    // a.operator++(0);
    ++b;    // operator++(b);
    b++;    // operator++(b, 0);

    a.operator++();    // explicit call: like ++a;
    a.operator++(0);    // explicit call: like a++;
    operator++(b);    // explicit call: like ++b;
    operator++(b, 0); // explicit call: like b++;
}

```

—end example]

- 2 The prefix and postfix decrement operators `--` are handled analogously.

13.6 Built-in operators**[over.built]**

- 1 The candidate operator functions that represent the built-in operators defined in clause 5 are specified in this subclause. These candidate functions participate in the operator overload resolution process as described in 13.3.1.2 and are used for no other purpose.

¹²²⁾ Calling `operator++` explicitly, as in expressions like `a.operator++(1,2)`, has no special properties: the arguments to `operator++` are 1 and 2.

2 [Note: since built-in operators take only operands with non-class type, and operator overload resolution occurs only when an operand expression originally has class or enumeration type, operator overload resolution can resolve to a built-in operator only when an operand has a class type that has a user-defined conversion to a non-class type appropriate for the operator, or when an operand has an enumeration type that can be converted to a type appropriate for the operator. Also note that the candidate operator functions given in this section are in some cases more permissive than the built-in operators themselves. As described in 13.3.1.2, after a built-in operator is selected by overload resolution the expression is subject to the requirements for the built-in operator given in clause 5, and therefore to any additional semantic constraints given there.]

3 In this section, the term *promoted integral type* is used to refer to those integral types which are preserved by integral promotion (including e.g. `int` and `long` but excluding e.g. `char`). Similarly, the term *promoted arithmetic type* refers to promoted integral types plus floating types. [Note: in all cases where a promoted integral type or promoted arithmetic type is required, an operand of enumeration type will be acceptable by way of the integral promotions.]

4 For every pair (T, VQ) , where T is an arithmetic type, and VQ is either `volatile` or empty, there exist candidate operator functions of the form

$$\begin{array}{ll} VQ\ T\& & \text{operator}++(VQ\ T\&); \\ T & \text{operator}++(VQ\ T\&, \text{int}); \end{array}$$

5 For every pair (T, VQ) , where T is an arithmetic type other than `bool`, and VQ is either `volatile` or empty, there exist candidate operator functions of the form

$$\begin{array}{ll} VQ\ T\& & \text{operator}--(VQ\ T\&); \\ T & \text{operator}--(VQ\ T\&, \text{int}); \end{array}$$

6 For every pair (T, VQ) , where T is a cv-qualified or cv-unqualified object type, and VQ is either `volatile` or empty, there exist candidate operator functions of the form

$$\begin{array}{ll} T^*VQ\& & \text{operator}++(T^*VQ\&); \\ T^*VQ\& & \text{operator}--(T^*VQ\&); \\ T^* & \text{operator}++(T^*VQ\&, \text{int}); \\ T^* & \text{operator}--(T^*VQ\&, \text{int}); \end{array}$$

7 For every cv-qualified or cv-unqualified object type T , there exist candidate operator functions of the form

$$T\& \quad \text{operator}^*(T^*);$$

8 For every function type T , there exist candidate operator functions of the form

$$T\& \quad \text{operator}^*(T^*);$$

9 For every type T , there exist candidate operator functions of the form

$$T^* \quad \text{operator}+(T^*);$$

10 For every promoted arithmetic type T , there exist candidate operator functions of the form

$$\begin{array}{ll} T & \text{operator}+(T); \\ T & \text{operator}-(T); \end{array}$$

11 For every promoted integral type T , there exist candidate operator functions of the form

$$T \quad \text{operator}\sim(T);$$

12 For every quintuple $(C1, C2, T, CV1, CV2)$, where $C2$ is a class type, $C1$ is the same type as $C2$ or is a derived class of $C2$, T is an object type or a function type, and $CV1$ and $CV2$ are *cv-qualifier-seqs*, there exist candidate operator functions of the form

CV12 T& operator->*(*CV1 C1**, *CV2 T C2*::*);

where *CV12* is the union of *CV1* and *CV2*.

- 13 For every pair of promoted arithmetic types *L* and *R*, there exist candidate operator functions of the form

```

LR      operator*(L, R);
LR      operator/(L, R);
LR      operator+(L, R);
LR      operator-(L, R);
bool     operator<(L, R);
bool     operator>(L, R);
bool     operator<=(L, R);
bool     operator>=(L, R);
bool     operator==(L, R);
bool     operator!=(L, R);

```

where *LR* is the result of the usual arithmetic conversions between types *L* and *R*.

- 14 For every cv-qualified or cv-unqualified object type *T* there exist candidate operator functions of the form

```

T*      operator+(T*, ptrdiff_t);
T&      operator[ ](T*, ptrdiff_t);
T*      operator-(T*, ptrdiff_t);
T*      operator+(ptrdiff_t, T*);
T&      operator[ ](ptrdiff_t, T*);

```

- 15 For every *T*, where *T* is a pointer to object type, there exist candidate operator functions of the form¹²³⁾

```

ptrdiff_t operator-(T, T);

```

- 16 For every pointer type *T*, there exist candidate operator functions of the form

```

bool     operator<(T, T);
bool     operator>(T, T);
bool     operator<=(T, T);
bool     operator>=(T, T);
bool     operator==(T, T);
bool     operator!=(T, T);

```

- 17 For every pointer to member type *T*, there exist candidate operator functions of the form

```

bool     operator==(T, T);
bool     operator!=(T, T);

```

- 18 For every pair of promoted integral types *L* and *R*, there exist candidate operator functions of the form

```

LR      operator%(L, R);
LR      operator&(L, R);
LR      operator^(L, R);
LR      operator|(L, R);
L       operator<<(L, R);
L       operator>>(L, R);

```

where *LR* is the result of the usual arithmetic conversions between types *L* and *R*.

- 19 For every triple (*L*, *VQ*, *R*), where *L* is an arithmetic or enumeration type, *VQ* is either volatile or empty, and *R* is a promoted arithmetic type, there exist candidate operator functions of the form

```

VQ L&   operator=(VQ L&, R);
VQ L&   operator*=(VQ L&, R);
VQ L&   operator/=(VQ L&, R);
VQ L&   operator+=(VQ L&, R);
VQ L&   operator-=(VQ L&, R);

```


- 20 For every pair (T, VQ) , where T is any type and VQ is either `volatile` or empty, there exist candidate operator functions of the form

$$T*VQ\& \quad \text{operator}=(T*VQ\&, T*);$$

- 21 For every pair (T, VQ) , where T is a pointer to member type and VQ is either `volatile` or empty, there exist candidate operator functions of the form

$$VQ T\& \quad \text{operator}=(VQ T\&, T);$$

- 22 For every pair (T, VQ) , where T is a cv-qualified or cv-unqualified object type and VQ is either `volatile` or empty, there exist candidate operator functions of the form

$$T*VQ\& \quad \text{operator}+=(T*VQ\&, ptrdiff_t);$$

$$T*VQ\& \quad \text{operator}-=(T*VQ\&, ptrdiff_t);$$

- 23 For every triple (L, VQ, R) , where L is an integral or enumeration type, VQ is either `volatile` or empty, and R is a promoted integral type, there exist candidate operator functions of the form

$$VQ L\& \quad \text{operator}\%=(VQ L\&, R);$$

$$VQ L\& \quad \text{operator}\<\<=(VQ L\&, R);$$

$$VQ L\& \quad \text{operator}\>\>=(VQ L\&, R);$$

$$VQ L\& \quad \text{operator}\&=(VQ L\&, R);$$

$$VQ L\& \quad \text{operator}\^=(VQ L\&, R);$$

$$VQ L\& \quad \text{operator}\|=(VQ L\&, R);$$

- 24 There also exist candidate operator functions of the form

$$\text{bool} \quad \text{operator}!(\text{bool});$$

$$\text{bool} \quad \text{operator}\&\&(\text{bool}, \text{bool});$$

$$\text{bool} \quad \text{operator}\|\|(\text{bool}, \text{bool});$$

- 25 For every pair (T, CVQ) , where T is a scalar, array, function, or class type, and CVQ is `const`, `volatile`, `const volatile`, or empty, there exist candidate operator functions of the form

$$CVQ T\& \quad \text{operator}?(bool, CVQ T\&, CVQ T\&);$$

[*Note:* as with all these descriptions of candidate functions, this declaration serves only to describe the built-in operator for purposes of overload resolution. The operator “?” cannot be overloaded.]

- 26 For every pair of promoted arithmetic types L and R , there exist candidate operator functions of the form

$$LR \quad \text{operator}?(bool, L, R);$$

where LR is the result of the usual arithmetic conversions between types L and R .

- 27 For every type T , where T is a pointer or pointer-to-member type, there exist candidate operator functions of the form

$$T \quad \text{operator}?(bool, T, T);$$

- 28 For every pair (T, CVQ) , where T is a class type and CVQ is `const`, `volatile`, `const volatile`, or empty, there exist candidate operator functions of the form

$$CVQ T \quad \text{operator}?(bool, CVQ T, CVQ T);$$

14 Templates

[temp]

- 1 A *template* defines a family of types or functions.

```
template-declaration :  
    exportopt template < template-parameter-list > declaration
```

```
template-parameter-list :  
    template-parameter  
    template-parameter-list , template-parameter
```

The *declaration* in a *template-declaration* shall declare or define a function or a class, define a static data member of a class template, define a member function or a member class of a class template, or define a member template of a class. A *template-declaration* is a *declaration*. A *template-declaration* is also a definition if its *declaration* defines a function, a class, or a static data member.

- 2 A *template-declaration* can appear only as a namespace scope or class scope declaration. In a function template declaration, the *declarator-id* shall be a *template-name* (i.e., not a *template-id*). [Note: in a class template declaration, if the *declarator-id* is a *template-id*, the declaration declares a class template partial specialization (14.5.4).]
- 3 In a *template-declaration*, explicit specialization, or explicit instantiation the *init-declarator-list* in the declaration shall contain at most one declarator. When such a declaration is used to declare a class, no declarator is permitted.
- 4 A template name may have linkage (3.5). A template, a template explicit specialization (14.7.3), or a class template partial specialization shall not have C linkage. If the linkage of one of these is something other than C or C++, the behavior is implementation-defined. Template definitions shall obey the one definition rule (3.2).
- 5 The name of a class template shall not be declared to refer to any other template, class, function, object, enumeration, enumerator, namespace, or type in the same scope (3.3). Except that a function template can be overloaded either by (non-template) functions with the same name or by other function templates with the same name (14.8.3), a template name declared in namespace scope shall be unique in that namespace.
- 6 A non-inline template function or a static data member template is called an *exported* template if its definition is preceded by the keyword `export` or if it has been previously declared using the keyword `export` in the same translation unit. Declaring a class template exported is equivalent to declaring all of its non-inline function members, static data members, member classes, and non-inline member templates which are defined in that translation unit exported.
- 7 Templates defined in an unnamed namespace shall not be exported. A template shall be exported only once in a program. An implementation is not required to diagnose a violation of this rule. A non-exported template that is neither explicitly specialized nor explicitly instantiated must be defined in every translation unit in which it is implicitly instantiated (14.7.1) or explicitly instantiated (14.7.2); no diagnostic is required. An exported template need only be declared (and not necessarily defined) in a translation unit in which it is instantiated. A template function declared both exported and inline is just inline and not exported.
- 8 [Note: an implementation may require that a translation unit containing the definition of an exported template be compiled before any translation unit containing an instantiation of that template.]

14.1 Template parameters

[temp.param]

- 1 The syntax for *template-parameters* is:

template-parameter:

type-parameter
parameter-declaration

type-parameter:

`class identifieropt`
`class identifieropt = type-id`
`typename identifieropt`
`typename identifieropt = type-id`
`template < template-parameter-list > class identifieropt`
`template < template-parameter-list > class identifieropt = template-name`

There is no semantic difference between `class` and `typename` in a *template-parameter*. `typename` followed by an *unqualified-id* names a template type parameter. `typename` followed by a *qualified-name* denotes the type in a non-type *parameter-declaration*. A storage class shall not be specified in a *template-parameter* declaration. [Note: a template parameter may be a class template. For example,

```
template<class T> class myarray { /* ... */ };

template<class K, class V, template<class T> class C = myarray>
class Map {
    C<K> key;
    C<V> value;
    // ...
};
```

—end note]

- 2 A *type-parameter* defines its *identifier* to be a *type-name* (if declared with `class` or `typename`) or *template-name* (if declared with `template`) in the scope of the template declaration. [Note: because of the name look up rules, a *template-parameter* that could be interpreted as either a non-type *template-parameter* or a *type-parameter* (because its *identifier* is the name of an already existing class) is taken as a *type-parameter*. For example,

```
class T { /* ... */ };
int i;

template<class T, T i> void f(T t)
{
    T t1 = i;        // template-parameters T and i
    ::T t2 = ::i;   // global namespace members T and i
}
```

Here, the template `f` has a *type-parameter* called `T`, rather than an unnamed non-type *template-parameter* of class `T`.]

- 3 A non-type *template-parameter* shall have one of the following (optionally *cv-qualified*) types:
- integral type, accepting an integral constant expression as an argument,
 - enumeration type, accepting an integral constant expression as an argument,
 - pointer to object, accepting an address constant expression designating a named object with external linkage,
 - reference to object, accepting an lvalue expression designating a named object with external linkage,
 - pointer to function, accepting an expression of type pointer to function designating a function with external linkage,
 - reference to function, accepting an lvalue expression designating a function with external linkage,

— pointer to member, accepting an address constant expression designating a named member of a class.

4 [Note: other types are disallowed either explicitly below or implicitly by the rules governing the form of *template-arguments* (14.3).] The top-level *cv-qualifiers* on the *template-parameter* are ignored when determining its type.

5 A non-type non-reference *template-parameter* is not an lvalue. It shall not be assigned to or in any other way have its value changed. A non-type non-reference *template-parameter* cannot have its address taken. When a non-type non-reference *template-parameter* is used as an initializer for a reference, a temporary is always used. [Example:

```
template<const X& x, int i> void f()
{
    i++; // error: change of template-parameter value

    &x; // ok
    &i; // error: address of non-reference template-parameter

    int& ri = i; // error: non-const reference bound to temporary
    const int& cri = i; // ok: const reference bound to temporary
}
```

—end example]

6 A non-type *template-parameter* shall not be of type `void`. A non-type *template-parameter* shall not be of floating type. [Example:

```
template<double d> class X; // error
template<double* pd> class Y; // ok
template<double& rd> class Z; // ok
```

—end example]

7 The notion of “array type decay” does not apply to *template-parameters*. [Example:

```
template<int a[5]> struct S { /* ... */ };
int v[5];
int* p = v;
S<v> x; // fine
S<p> y; // error
```

—end example]

8 A *default template-argument* is a type, value, or template specified after = in a *template-parameter*. A default *template-argument* may be specified for both a type and non-type *template-parameter*. A default *template-argument* may be specified in a class template declaration or a class template definition. A default *template-argument* shall not be specified in a function template declaration or a function template definition. The set of default *template-arguments* available for use with a template in a translation unit shall be provided by the first declaration of the template in that translation unit.

9 If a *template-parameter* has a default *template-argument*, all subsequent *template-parameters* shall have a default *template-argument* supplied. [Example:

```
template<class T1 = int, class T2> class B; // error
```

—end example]

14.2 Names of template specializations

[temp.names]

1 A template specialization (14.7) can be referred to by a *template-id*:

```
template-id:
    template-name < template-argument-list >
```

template-name :
identifier

template-argument-list :
template-argument
template-argument-list , *template-argument*

template-argument :
assignment-expression
type-id
template-name

[*Note*: the name look up rules (3.4) are used to associate the use of a name with a template declaration; that is, to identify a name as a *template-name*.]

- 2 For a *template-name* to be explicitly qualified by the template arguments, the name must be known to refer to a template.
- 3 After name look up (3.4) finds that a name is a *template-name*, if this name is followed by a <, the < is always taken as the beginning of a *template-argument-list* and never as a name followed by the less-than operator. When parsing a *template-id*, the first non-nested >¹²³⁾ is taken as the end of the *template-argument-list* rather than a greater-than operator. [*Example*:

```
template<int i> class X { /* ... */ };

X< 1>2 >          x1; // syntax error
X<(1>2)>          x2; // ok

template<class T> class Y { /* ... */ };
Y< X<1> >          x3; // ok
Y<X<6>> 1> >      x4; // ok: Y< X< (6>>1) > >
```

—*end example*]

- 4 When the name of a member template specialization appears after . or -> in a *postfix-expression*, or after :: in a *qualified-id* that explicitly depends on a template-argument (14.6.2), the member template name must be prefixed by the keyword `template`. Otherwise the name is assumed to name a non-template. [*Example*:

```
class X {
public:
    template<size_t> X* alloc();
};
void f(X* p)
{
    X* p1 = p->alloc<200>();
           // ill-formed: < means less than

    X* p2 = p->template alloc<200>();
           // fine: < starts explicit qualification
}
```

—*end example*]

- 5 If a name prefixed by the keyword `template` in this way is not the name of a member function template, the program is ill-formed.

¹²³⁾ A > that encloses the *type-id* of a `dynamic_cast`, `static_cast`, `reinterpret_cast` or `const_cast` is considered nested for the purpose of this description.

- 6 A *template-id* that names a class template specialization is a *class-name* (9).

14.3 Template arguments

[temp.arg]

- 1 The types of the *template-arguments* specified in a *template-id* shall match the types specified for the template in its *template-parameter-list*. [Example:

```
template<class T> class Array {
    T* v;
    int sz;
public:
    explicit Array(int);
    T& operator[](int);
    T& elem(int i) { return v[i]; }
    // ...
};

Array<int> v1(20);
typedef complex<double> dcomplex; // complex is a standard
                                  // library template

Array<dcomplex> v2(30);
Array<dcomplex> v3(40);

v1[3] = 7;
v2[3] = v3.elem(4) = dcomplex(7,8);
```

—end example] If the use of a *template-argument* gives rise to an ill-formed construct in the implicit instantiation of a template specialization, the instantiation is ill-formed.

- 2 In a *template-argument*, an ambiguity between a *type-id* and an expression is resolved to a *type-id*. [Example:

```
template<class T> void f();
template<int I> void f();

void g()
{
    f<int()>(); // ``int()'' is a type-id: call the first f()
}

—end example]
```

- 3 A *template-argument* for a non-type non-reference *template-parameter* shall be an integral constant-expression of integral type, the name of a non-type non-reference template parameter, the address of an object or a function with external linkage, or a non-overloaded pointer to member. The address of an object or function shall be expressed as $\&f$, plain f (for function only), or $\&X::f$ where f is the function or object name. In the case of $\&X::f$, X shall be a (possibly qualified) name of a class and f the name of a static member of X . A pointer to member shall be expressed as $\&X::m$ where X is a (possibly qualified) name of a class and m is the name of a non-static member of X . In particular, a string literal (2.13.4) is not an acceptable *template-argument* because a string literal is an object with internal linkage. [Example:

```
template<class T, char* p> class X {
    // ...
    X(const char* q) { /* ... */ }
};

X<int,"Studebaker"> x1; // error: string literal as template-argument

char p[] = "Vivisectionist";
X<int,p> x2; // ok

—end example]
```

- 4 Addresses of array elements and of non-static class members shall not be used as *template-arguments*. [Example:

```
template<int* p> class X { };

int a[10];
struct S { int m; static int s; } s;

X<&a[2]> x3; // error: address of array element
X<&s.m> x4; // error: address of non-static member
X<&s.s> x5; // error: &S::s must be used
X<&S::s> x6; // ok: address of static member
```

—end example]

- 5 A non-type *template-parameter* that is a reference shall not be bound to a temporary, an unnamed lvalue, or a named lvalue that does not have external linkage. [Example:

```
template<const int& CRI> struct B { /* ... */ };

B<1> b2; // error: temporary required for template argument

int c = 1;
B<c> b1; // ok
```

—end example]

- 6 Standard conversions (4) are applied to an expression used as a *template-argument* for a non-type *template-parameter* to bring it to the type of its corresponding *template-parameter*. [Example:

```
template<const int* pci> struct X { /* ... */ };
int ai[10];
X<ai> xi; // array to pointer and qualification conversions

struct Base { /* ... */ };
struct Derived : Base { /* ... */ };
template<Base& b> struct Y { /* ... */ };
Derived d;
Y<d> yd; // derived to base conversion
```

—end example]

- 7 An argument to a non-type *template-parameter* of pointer to function type shall have exactly the type specified by the *template-parameter*. [Note: this allows selection from a set of overloaded functions.] [Example:

```
void f(char);
void f(int);

template<void (*pF)(int)> struct A { /* ... */ };

A<&f> a; // selects f(int)
```

—end example]

- 8 If a declaration acquires a function type through a *template-argument* of function type and this causes a declaration that does not use the syntactic form of a function declarator to have function type, the program is ill-formed. [Example:

```
template<class T> struct A {
    static T t;
};
typedef int function();
A<function> a; // ill-formed: would declare A<function>::t
               // as a static member function
```


—end example]

- 9 A local type, a type with no linkage or an unnamed type shall not be used as a *template-argument* for a *template type-parameter*. [Example:

```
void f()
{
    struct S { /* ... */ };

    X<S> x3; // error: local type used as template-argument
}

```

—end example]

- 10 For a *template-argument* of class type, the template definition has no special access rights to the inaccessible members of the template argument type. The name of a *template-argument* shall be accessible at the point where it is used as a *template-argument*. [Example:

```
template<class T> class X { /* ... */ };

class Y {
private:
    struct S { /* ... */ };
    X<S> x; // ok: S is accessible
};

X<Y::S> y; // error: S not accessible

```

—end example]

- 11 When default *template-arguments* are used, a *template-argument* list can be empty. In that case the empty <> brackets shall still be used as the *template-argument-list*. [Example:

```
template<class T = char> class String;
String<>* p; // ok: String<char>
String* q; // syntax error

```

—end example]

- 12 An explicit destructor call (12.4) for an object that has a type that is a class template specialization may explicitly specify the *template-arguments*. [Example:

```
template<class T> struct A {
    ~A();
};
void main() {
    A<int>* p;
    p->A<int>::~~A(); // ok: destructor call
    p->A<int>::~~A<int>(); // ok: destructor call
}

```

—end example]

14.4 Type equivalence

[temp.type]

- 1 Two *template-ids* refer to the same class or function if their template names are identical, they refer to the same template, their type *template-arguments* are the same type and, their non-type *template-arguments* have identical values. [Example:

```
template<class E, int size> class buffer { /* ... */ };
buffer<char, 2*512> x;
buffer<char, 1024> y;

```

declares x and y to be of the same type, and

```

template<class T, void(*err_fct)()> class list { /* ... */ };
list<int,&error_handler1> x1;
list<int,&error_handler2> x2;
list<int,&error_handler2> x3;
list<char,&error_handler2> x4;

```

declares `x2` and `x3` to be of the same type. Their type differs from the types of `x1` and `x4`.]

14.5 Template declarations

[temp.decls]

- 1 A *template-id*, that is, the *template-name* followed by a *template-argument-list* shall not be specified in the declaration of a primary template declaration. [Example:

```

template<class T1, class T2, int I> class A<T1, T2, I> { }; // error
template<class T1, int I> void sort<T1, I>(T1 data[I]); // error

```

—end example] [Note: however, this syntax is allowed in class template partial specializations (14.5.4).]

14.5.1 Class templates

[temp.class]

- 1 A class *template* defines the layout and operations for an unbounded set of related types. [Example: a single class template `List` might provide a common definition for list of `int`, list of `float`, and list of pointers to `Shapes`.]
- 2 [Example: An array class template might be declared like this:

```

template<class T> class Array {
    T* v;
    int sz;
public:
    explicit Array(int);
    T& operator[](int);
    T& elem(int i) { return v[i]; }
    // ...
};

```

The prefix `template <class T>` specifies that a template is being declared and that a *type-name* `T` will be used in the declaration. In other words, `Array` is a parameterized type with `T` as its parameter.]

- 3 When a member function, a member class, a static data member or a member template of a class template is defined outside of the class template definition, the names of template parameters used in the definition of the member may be different from the template parameter names used in the class template definition. The template argument list following the class template name in the member definition shall name the parameters in the same order as the one used in the member template parameter list. [Example:

```

template<class T1, class T2> struct A {
    void f1();
    void f2();
};

template<class T2, class T1> void A<T2,T1>::f1() { } //ok
template<class T2, class T1> void A<T1,T2>::f2() { } //error

```

—end example]

14.5.1.1 Member functions of class templates

[temp.mem.func]

- 1 A member function of a class template is implicitly a member function template with the *template-parameters* of its class template as its *template-parameters*.
- 2 A member function template may be defined outside of the class template definition in which it is declared. [Example:

Member functions of class templates

```

template<class T> class Array {
    T* v;
    int sz;
public:
    explicit Array(int);
    T& operator[](int);
    T& elem(int i) { return v[i]; }
    // ...
};

```

declares three function templates. The subscript function might be defined like this:

```

template<class T> T& Array<T>::operator[](int i)
{
    if (i<0 || sz<=i) error("Array: range error");
    return v[i];
}

```

—end example]

- 3 The *template-arguments* for a class member function are determined by the *template-arguments* of the type of the object for which the member function is called. [Example: the *template-argument* for `Array<T>::operator[]()` will be determined by the `Array` to which the subscripting operation is applied.

```

Array<int> v1(20);
Array<dcomplex> v2(30);

v1[3] = 7; // Array<int>::operator[]()
v2[3] = dcomplex(7,8); // Array<dcomplex>::operator[]()

```

—end example]

14.5.1.2 Member classes of class templates

[temp.mem.class]

- 1 A member class of a class template is implicitly a class template with the *template-parameters* of its class template as its *template-parameters*.
- 2 A member class template may be defined outside the class template definition in which it is declared. [Note: the member class template must be defined before the first use of the member which requires an instantiation (14.7.1). For example,

```

template<class T> struct A {
    class B;
};
A<int>::B* b1; // ok: requires A to be defined but not A::B
template<class T> class A<T>::B { };
A<int>::B b2; // ok: requires A::B to be defined

```

—end note]

14.5.1.3 Static data members of class templates

[temp.static]

- 1 A static data member of a class template is implicitly a static data member template with the *template-parameters* of its class template as its *template-parameters*. A template definition for such a static data member may be provided in a namespace scope enclosing the definition of the static member's class template. [Example:

```

template<class T> class X {
    static T s;
};
template<class T> T X<T>::s = 0;

```

—end example]

14.5.2 Member templates

[temp.mem]

- 1 A template can be declared within a class or class template; such a template is called a member template. A member template can be defined within or outside its class definition or class template definition. A member template of a class template that is defined outside of its class template definition shall be specified with the *template-parameters* of the class template followed by the *template-parameters* of the member template. [Example:

```
template<class T> class string {
public:
    template<class T2> int compare(const T2&);
    template<class T2> string(const string<T2>& s) { /* ... */ }
    // ...
};

template<class T> template<class T2> int string<T>::compare(const T2& s)
{
    // ...
}
```

—end example]

- 2 A local class shall not have member templates. Access control rules (11) apply to member template names. A destructor shall not be a member template. A normal (non-template) member function with a given name and type and a member function template of the same name, which could be used to generate a specialization of the same type, can both be declared in a class. When both exist, a reference refers to the non-template unless an explicit template argument list is supplied. [Example:

```
template <class T> struct A {
    void f(int);
    template <class T2> void f(T2);
};

template <> void A<int>::f(int) { } // non-template member
template <> template <> void A<int>::f<>(int) { } // template member

int main()
{
    A<char> ac;
    ac.f(1); // non-template
    ac.f('c'); // template
    ac.f<>(1); // template
}
```

—end example]

- 3 A member function template shall not be virtual. A specialization of a member function template does not override a virtual function from a base class. [Example:

```
class B {
    virtual void f(int);
};

class D : public B {
    template <class T> void f(T); // does not override B::f(int)
    void f(int i) { f<>(i); } // overriding function that calls
    // the template instantiation
};
```

—end example]

- 4 A specialization of a template conversion operator is referenced in the same way as a non-template conversion operator that converts to the same type. [Example:

```

struct A {
    template <class T> operator T*();
};
template <class T> A::operator T*(){ return 0; }
template <> A::operator char*(){ return 0; } // specialization
template A::operator void*(); // explicit instantiation

int main()
{
    A    a;
    int* ip;

    ip = a.operator int*(); // explicit call to template operator
                          // A::operator int*()
}
]

```

- 5 If more than one conversion template can produce the required type, the partial ordering rules (14.5.5.2) are used to select the “most specialized” version of the template that can produce the required type. As with other conversion functions, the type of the implicit `this` parameter is not considered. [Note: members of base classes are considered equally with members of the derived class, except that a derived class conversion function hides a base class conversion function that converts to the same type. —end note]

14.5.3 Friends

[temp.friend]

- 1 A friend function of a class template can be a function template or an ordinary (non-template) function. [Example:

```

template<class T> class task {
    // ...
    friend void next_time();
    friend task<T>* preempt(task<T>*);
    friend task* prmt(task*); // task is task<T>
    friend class task<int>;
    // ...
};

```

Here, `next_time()` and `task<int>` become friends of all `task` classes, and each `task` has appropriately typed functions `preempt()` and `prmt()` as friends. The `preempt` functions might be defined as a template as follows

```

template<class T> task<T>* preempt(task<T>* t) { /* ... */ }

```

—end example]

- 2 A friend template may be declared within a non-template class. A friend function template may be defined within a non-template class. In these cases, all specializations of the class or function template are friends of the class granting friendship. [Example:

```

class A {
    template<class T> friend class B; // ok
    template<class T> friend void f(T){ /* ... */ } // ok
};

```

—end example]

- 3 When a function is defined in a friend function declaration in a class template, the function is defined when the class template is first instantiated. The function is defined even if it is never used. [Note: if the function definition is ill-formed for a given specialization of the enclosing class template, the program is ill-formed even if the function is never used. —end note]

- 4 A member of a class template may be declared to be a friend of a non-template class. In this case, the corresponding member function of every specialization of the class template is a friend of the class granting friendship. [Example:

```
template<class T> struct A {
    struct B { };
    void f();
};

class C {
    template<class T> friend struct A<T>::B;
    template<class T> friend void A<T>::f();
};
```

—end example]

- 5 [Note: a friend declaration may first declare a member of an enclosing namespace scope (14.6.5).]
- 6 A friend template shall not be declared in a local class.

14.5.4 Class template partial specializations

[temp.class.spec]

- 1 A *primary* class template declaration is one in which the class template name is an identifier. A template declaration in which the class template name is a *template-id*, is a *partial specialization* of the class template named in the *template-id*. A partial specialization of a class template provides an alternative definition of the template that is used instead of the primary definition when the arguments in a specialization match those given in the partial specialization (14.5.4.1). The primary template shall be declared before any specializations of that template. If a template is partially specialized then that partial specialization shall be declared before the first use of that partial specialization that would cause an implicit instantiation to take place, in every translation unit in which such a use occurs. Each class template partial specialization is a distinct template and definitions shall be provided for the members of a template partial specialization (14.5.4.3).

- 2 [Example:

```
template<class T1, class T2, int I> class A { }; // #1
template<class T, int I> class A<T, T*, I> { }; // #2
template<class T1, class T2, int I> class A<T1*, T2, I> { }; // #3
template<class T> class A<int, T*, 5> { }; // #4
template<class T1, class T2, int I> class A<T1, T2*, I> { }; // #5
```

The first declaration declares the primary (unspecialized) class template. The second and subsequent declarations declare partial specializations of the primary template.]

- 3 The template parameters are specified in the angle bracket enclosed list that immediately follows the keyword `template`. For partial specializations, the template argument list is explicitly written immediately following the class template name. For primary templates, this list is implicitly described by the template parameter list. Specifically, the order of the template arguments is the sequence in which they appear in the template parameter list. [Example: the template argument list for the primary template in the example above is `<T1, T2, I>`.] [Note: the template argument list shall not be specified in the primary template declaration. For example,

```
template<class T1, class T2, int I> class A<T1, T2, I> { }; // error
```

—end note]

- 4 A non-type argument is non-specialized if it is the name of a non-type parameter. All other non-type arguments are specialized.
- 5 Within the argument list of a class template partial specialization, the following restrictions apply:

— A partially specialized non-type argument expression shall not involve a template parameter of the specialization. [Example:

Class template partial specializations

```
template <int I, int J> struct B {};
template <int I> struct B<I, I*2> {}; // error
```

—end example]

- The type of a specialized argument shall not be dependent on another parameter of the specialization.

[Example:

```
template <class T, T t> struct C {};
template <class T> struct C<T, 1>; // error
```

—end example]

- The argument list of the specialization shall not be identical to the implicit argument list of the primary template.

- 6 The template parameter list of a specialization shall not contain default template argument values.¹²⁴⁾

14.5.4.1 Matching of class template partial specializations**[temp.class.spec.match]**

- 1 When a class template is used in a context that requires an instantiation of the class, it is necessary to determine whether the instantiation is to be generated using the primary template or one of the partial specializations. This is done by matching the template arguments of the class template specialization with the template argument lists of the partial specializations.

- If exactly one matching specialization is found, the instantiation is generated from that specialization.
- If more than one matching specialization is found, the partial order rules (14.5.4.2) are used to determine whether one of the specializations is more specialized than the others. If none of the specializations is more specialized than all of the other matching specializations, then the use of the class template is ambiguous and the program is ill-formed.
- If no matches are found, the instantiation is generated from the primary template.

- 2 A partial specialization matches a given actual template argument list if the template arguments of the partial specialization can be deduced from the actual template argument list (14.8.2). [Example:

```
A<int, int, 1> a1; // uses #1
A<int, int*, 1> a2; // uses #2, T is int, I is 1
A<int, char*, 5> a3; // uses #4, T is char
A<int, char*, 1> a4; // uses #5, T1 is int, T2 is char, I is 1
A<int*, int*, 2> a5; // ambiguous: matches #3 and #5
```

—end example]

- 3 A non-type template argument can also be deduced from the value of an actual template argument of a non-type parameter of the primary template. [Example: the declaration of a2 above.]

- 4 In a type name that refers to a class template specialization, (e.g., A<int, int, 1>) the argument list must match the template parameter list of the primary template. The template arguments of a specialization are deduced from the arguments of the primary template.

14.5.4.2 Partial ordering of class template specializations**[temp.class.order]**

- 1 For two class template partial specializations, the first is at least as specialized as the second if:
- the type arguments of the first template's argument list are at least as specialized as those of the second template's argument list using the ordering rules for function templates (14.5.5.2), and
 - each non-type argument of the first template's argument list is at least as specialized as that of the second template's argument list.

¹²⁴⁾ There is no way in which they could be used.

- 2 A non-type argument is at least as specialized as another non-type argument if:
- both are formal arguments, or
 - the first is a value and the second is a formal argument, or
 - both are the same value.
- 3 A class template partial specialization is more specialized than another if, and only if, it is at least as specialized as the other class template partial specialization and that class template partial specialization is not at least as specialized as the first. Otherwise the two class template partial specializations are unordered. [Note: these rules do not cover all sets of partial specializations. Some sets are therefore considered unordered even when an “obvious” order might seem to exist. For example:

```
template<int I, int J, class T> class X {}; // #1
template<int I, int J>         class X<I, J, int> {}; // #2
template<int I>               class X<I, I, int> {}; // #3
```

This set is unordered even though #3 might look more specialized than #2. —end note]

14.5.4.3 Members of class template specializations

[temp.class.spec.mfunc]

- 1 The template parameter list of a member of a class template partial specialization shall match the template parameter list of the class template partial specialization. The template argument list of a member of a class template partial specialization shall match the template argument list of the class template partial specialization. A class template specialization is a distinct template. The members of the class template partial specialization are unrelated to the members of the primary template. Class template partial specialization members that are used in a way that requires a definition shall be defined; the definitions of members of the primary template are never used as definitions for members of a class template partial specialization. An explicit specialization of a member of a class template partial specialization is declared in the same way as an explicit specialization of the primary template. [Example:

```
// primary template
template<class T, int I> struct A {
    void f();
};

template<class T, int I> void A<T,I>::f() { }

// class template partial specialization
template<class T> struct A<T,2> {
    void f();
    void g();
    void h();
};

// member of class template partial specialization
template<class T> void A<T,2>::g() { }
```



```
// explicit specialization
template<> void A<char,2>::h() { }

int main()
{
    A<char,0> a0;
    A<char,2> a2;
    a0.f(); // ok, uses definition of primary template's member
    a2.g(); // ok, uses definition of
            // partial specialization's member
    a2.h(); // ok, uses definition of
            // explicit specialization's member
    a2.f(); // ill-formed, no definition of f for A<T,2>
            // the primary template is not used here
}
```

—end example]

14.5.5 Function templates

[temp.fct]

- 1 A function template defines an unbounded set of related functions. [Example: a family of sort functions might be declared like this:

```
template<class T> class Array { };
template<class T> void sort(Array<T>&);
```

—end example]

- 2 A function template can be overloaded with other function templates and with normal (non-template) functions. A normal function is not related to a function template (i.e., it is never considered to be a specialization), even if it has the same name and type as a potentially generated function template specialization.¹²⁵⁾

14.5.5.1 Function template overloading

[temp.over.link]

- 1 It is possible to overload function templates so that two different function template specializations have the same type. [Example:

```
// file1.c                                // file2.c
template<class T>                          template<class T>
void f(T*);                                void f(T);
void g(int* p) {                          void h(int* p) {
    f(p); // call                          f(p); // call
    // f<int>(int*)                        // f<int*>(int*)
}
```

—end example]

- 2 Such specializations are distinct functions and do not violate the one definition rule (3.2).
- 3 The signature of a function template specialization consists of the signature of the function template and of the actual template arguments (whether explicitly specified or deduced).
- 4 The signature of a function template consists of its function signature, its return type and its template parameter list. The names of the template parameters are significant only for establishing the relationship between the template parameters and the rest of the signature.

¹²⁵⁾ That is, declarations of non-template functions do not merely guide overload resolution of template functions with the same name. If such a non-template function is used in a program, it must be defined; it will not be implicitly instantiated using the function template definition.

14.5.5.2 Partial ordering of function templates**[temp.func.order]**

- 1 Given two function templates, whether one is more specialized than another can be determined by transforming each template in turn and using argument deduction (14.8.2) to compare it to the other.
- 2 The transformation used is:
 - For each type template parameter, synthesize a unique type and substitute that for each occurrence of that parameter in the function parameter list.
 - For each non-type template parameter, synthesize a unique value of the appropriate type and substitute that for each occurrence of that parameter in the function parameter list.
- 3 Using the transformed function parameter list, perform argument deduction against the other function template. The transformed template is at least as specialized as the other if, and only if, the deduction succeeds and the deduced parameter types are an exact match (so the deduction does not rely on implicit conversions).
- 4 A template is more specialized than another if, and only if, it is at least as specialized as the other template and that template is not at least as specialized as the first. *[Example:*

```

template<class T> struct A { A(); };

template<class T> void f(T);
template<class T> void f(T*);
template<class T> void f(const T*);

template<class T> void g(T);
template<class T> void g(T&);

template<class T> void h(const T&);
template<class T> void h(A<T>&);

void m() {
    const int *p;
    f(p); // f(const T*) is more specialized than f(T) or f(T*)
    float x;
    g(x); // Ambiguous: g(T) or g(T&)
    A<int> z;
    h(z); // Ambiguous: h(A<T>&) and h(const T&) are not comparable
    const A<int> z2;
    h(z2); // h(const T&) is called because h(A<T>&) is not callable
}

```

*—end example]***14.6 Name resolution****[temp.res]**

- 1 A name used in a template is assumed not to name a type unless the applicable name lookup finds a type name or the name is qualified by the keyword `typename`. *[Example:*

```

// no B declared here

class X;

template<class T> class Y {
    class Z; // forward declaration of member class

    void f() {
        X* a1; // declare pointer to X
        T* a2; // declare pointer to T
        Y* a3; // declare pointer to Y<T>
        Z* a4; // declare pointer to Z
        typedef typename T::A TA;
        TA* a5; // declare pointer to T's A
        typename T::A* a6; // declare pointer to T's A
        T::A* a7; // T::A is not a type name:
        // multiply T::A by a7
        B* a8; // B is not a type name:
        // multiply B by a8; ill-formed,
        // no visible declaration of B
    }
};

```

—end example]

- 2 A *qualified-name* that refers to a type and that depends on a *template-parameter* (14.6.2) shall be prefixed by the keyword `typename` to indicate that the *qualified-name* denotes a type, forming an elaborated-type-specifier (7.1.5.3).

elaborated-type-specifier:

```

. . .
typename ::opt nested-name-specifier identifier
typename ::opt nested-name-specifier identifier < template-argument-list >
. . .

```

- 3 If a specialization of a template is instantiated for a set of *template-arguments* such that the *qualified-name* prefixed by `typename` does not denote a type, the specialization is ill-formed. The usual qualified name lookup (3.4.3) is used to find the *qualified-name* even in the presence of `typename`. [Example:

```

struct A {
    struct X { };
    int X;
};

template<class T> void f(T t) {
    typename T::X x; // ill-formed: finds the data member X
                    // not the member type X
}

```

—end example]

- 4 The keyword `typename` is not permitted in a *base-specifier* or in a *mem-initializer*. In these contexts a *qualified-name* that depends on a *template-parameter* (14.6.2) is implicitly assumed to be a type name.
- 5 Knowing which names are type names allows the syntax of every template definition to be checked. No diagnostic shall be issued for a template definition for which a valid specialization can be generated. If no valid specialization can be generated for a template definition, and that template is not instantiated, it is unspecified whether or not an implementation is required to issue a diagnostic. [Note: if a template is instantiated, errors will be diagnosed according to the other rules in this Standard. Exactly when these errors are diagnosed is a quality of implementation issue.] [Example:

```

int j;
template<class T> class X {
    // ...
    void f(T t, int i, char* p)
    {
        t = i; // diagnosed if X::f is instantiated
                // and the assignment to t is an error
        p = i; // may be diagnosed even if X::f is
                // not instantiated
        p = j; // may be diagnosed even if X::f is
                // not instantiated
    }
    void g(T t) {
        +i; // may be diagnosed even if X::g is
            // not instantiated
    }
};

```

—end example]

6 Three kinds of names can be used within a template definition:

- The name of the template itself, the names of the *template-parameters* (14.1), and names declared within the template itself.
- Names dependent on a *template-argument* (14.6.2).
- Names from scopes which are visible within the template definition.

7 When looking for the declaration of a name used in a template function definition or static data member template definition, the usual lookup rules (3.4.1, 3.4.2) are used for nondependent names. The lookup of names dependent on the template arguments is postponed until the actual template argument is known (14.6.2). [Example:

```

#include <iostream>
using namespace std;

template<class T> class Set {
    T* p;
    int cnt;
public:
    Set();
    Set<T>(const Set<T>&);
    void printall()
    {
        for (int i = 0; i<cnt; i++)
            cout << p[i] << '\n';
    }
    // ...
};

```

in the example, *i* is the local variable *i* declared in `printall`, *cnt* is the member `cnt` declared in `Set`, and `cout` is the standard output stream declared in `iostream`. However, not every declaration can be found this way; the resolution of some names must be postponed until the actual *template-arguments* are known. For example, even though the name `operator<<` is known within the definition of `printall()` and a declaration of it can be found in `<iostream>`, the actual declaration of `operator<<` needed to print `p[i]` cannot be known until it is known what type *T* is (14.6.2).]

8 If a name does not depend on a *template-argument* (as defined in 14.6.2), a declaration (or set of declarations) for that name shall be in scope at the point where the name appears in the template definition; the name is bound to the declaration (or declarations) found at that point and this binding is not affected by declarations that are visible at the point of instantiation. [Example:

```

void f(char);

template<class T> void g(T t)
{
    f(1);      // f(char)
    f(T(1));   // dependent
    f(t);      // dependent
    dd++;      // not dependent
              // error: declaration for dd not found
}

void f(int);

double dd;
void h()
{
    g(2);     // will cause one call of f(char) followed
              // by two calls of f(int)
    g('a');   // will cause three calls of f(char)
}

```

—end example]

14.6.1 Locally declared names

[temp.local]

- 1 Within the scope of a class template, the name of the template, when not followed by <, is equivalent to the name of the template followed by the *template-parameters* enclosed in <>. [Example: the constructor for Set can be referred to as Set() or Set<T>().] Other specializations (14.7.3) of the class can be referred to by explicitly qualifying the template name with the appropriate *template-arguments*. [Example:

```

template<class T> class X {
    X* p;           // meaning X<T>
    X<T>* p2;
    X<int>* p3;
};

```

—end example]

- 2 Within the scope of a class template specialization, the name of the specialization is equivalent to the name of the specialization followed by the *template-arguments* enclosed in <>. [Example:

```

template<class T> class Y;

template<> class Y<int> {
    Y* p;           // meaning Y<int>
};

```

—end example]

- 3 The scope of a *template-parameter* extends from its point of declaration until the end of its template. A *template-parameter* hides any entity with the same name in the enclosing scope. [Note: this implies that a *template-parameter* can be used in the declaration of subsequent *template-parameters* and their default arguments but cannot be used in preceding *template-parameters* or their default arguments. For example,

```

template<class T, T* p, class U = T> class X { /* ... */ };
template<class T> void f(T* p = new T);

```

This also implies that a *template-parameter* can be used in the specification of base classes. For example,

```

template<class T> class X : public Array<T> { /* ... */ };
template<class T> class Y : public T { /* ... */ };

```

The use of a *template-parameter* as a base class implies that a class used as a *template-argument* must be defined and not just declared when the class template is instantiated.]

- 4 A *template-parameter* shall not be redeclared within its scope (including nested scopes). A *template-parameter* shall not have the same name as the template name. [Example:

```
template<class T, int i> class Y {
    int T; // error: template-parameter redeclared
    void f() {
        char T; // error: template-parameter redeclared
    }
};

template<class X> class X; // error: template-parameter redeclared
```

—end example]

- 5 In the definition of a member of a class template that appears outside of the class template definition, the name of a member of this template hides the name of a *template-parameter*. [Example:

```
template<class T> struct A {
    struct B { /* ... */ };
    void f();
};

template<class B> void A<B>::f()
{
    B b; // A's B, not the template parameter
}
```

—end example]

- 6 In the definition of a class template or in the definition of a member of such a template that appears outside of the template definition, the name of a base class and, if the base class does not depend on a *template-argument*, the name of a base class member hides the name of a *template-parameter* with the same name. [Example:

```
struct A {
    struct B { /* ... */ };
    int a;
    int Y;
};

template<class B, class a> struct X : A {
    B b; // A's B
    a b; // error: A's a isn't a type name
};
```

—end example]

14.6.2 Dependent names

[temp.dep]

- 1 Inside a template, some constructs have semantics which may differ from one instantiation to another. Such a construct *depends* on the template argument. In particular, types and expressions may depend on the type and or value of templates arguments and this determines the context for name lookup for certain names. Expressions may be *type-dependent* (on the type of a template argument) or *value-dependent* (on the value of a non-type template argument). In an expression of the form:

postfix-expression (*expression-list*_{opt})

where the *postfix-expression* is an *identifier*, the *identifier* denotes a *dependent name* if and only if any of the expressions in the *expression-list* is a type-dependent expression (14.6.2.2). If an operand of an operator is a type-dependent expression, the operator also denotes a dependent name. Such names are unbound and are looked up at the point of the template instantiation (14.6.4.1) in both the context of the template definition and the context of the point of instantiation.

2 [Example:

```
template<class T> struct X : B<T> {
    typename T::A* pa;
    void f(B<T>* pb) {
        static int i = B<T>::i;
        pb->j++;
    }
};
```

the base class name `B<T>`, the type name `T::A`, the names `B<T>::i` and `pb->j` explicitly depend on the *template-argument*. This shows a typical dependent operator call:

```
class Horse { /* ... */ };

ostream& operator<<(ostream&, const Horse&);

void hh(Set<Horse>& h)
{
    h.printall();
}
```

In the call of `Set<Horse>::printall()`, the meaning of the `<<` operator used to print `p[i]` in the definition of `Set<T>::printall()` (14.6), is

```
operator<<(ostream&, const Horse&);
```

This function takes an argument of type `Horse` and is called from a template with a *template-parameter* `T` for which the *template-argument* is `Horse`. Because this function depends on a *template-argument*, the call is well-formed. Some calls that depend on a *template-argument* type `T` are:

- 1) The function called has a parameter that depends on `T` according to the type deduction rules (14.8.2). For example, `f(T)`, `f(Array<T>)`, and `f(const T*)`.
- 2) The type of the actual argument depends on `T`. For example, `f(T(1))`, `f(t)`, `f(g(t))`, and `f(&t)` assuming that `t` has the type `T`.
- 3) A call is resolved by the use of a conversion to `T` without either an argument or a parameter of the called function being of a type that depends on `T` as specified in (1) and (2). For example,

```
struct B { };
struct T : B { };
struct X { operator T(); };

void f(B);

void g(X x)
{
    f(x); // meaning f( B( x.operator T() ) )
        // so the call f(x) depends on T
}
```

This ill-formed template instantiation uses a function that does not depend on a *template-argument*:

```

template<class T> class Z {
public:
    void f() const
    {
        g(1); // g() not found in Z's context.
              // ill-formed, even if g is declared at
              // the point of instantiation. This
              // could be diagnosed either here or
              // at the point of instantiation.
    }
};

void g(int);
void h(const Z<Horse>& x)
{
    x.f(); // error: g(int) called by g(1) does not depend
          // on template-argument ``Horse''
}

```

The call `x.f()` gives rise to the specialization:

```
void Z<Horse>::f() { g(1); }
```

The call `g(1)` would call `g(int)`, but since that call does not depend on the *template-argument* `Horse` and because `g(int)` wasn't in scope at the point of the definition of the template, the call `x.f()` is ill-formed.

3 On the other hand:

```

void h(const Z<int>& y)
{
    y.f(); // fine: g(int) called by g(1) depends
          // on template-argument ``int''
}

```

Here, the call `y.f()` gives rise to the specialization:

```
void Z<int>::f() { g(1); }
```

The call `g(1)` calls `g(int)`, and since that call depends on the *template-argument* `int`, the call `y.f()` is acceptable even though `g(int)` wasn't in scope at the point of the template definition.]

4 In the definition of a class template or in the definition of a member of such template that appears outside of the template definition, if a base class of this template depends on a *template-argument*, the base class scope is not examined during name look up until the class template is instantiated. [Example:

```

typedef double A;
template<class T> B {
    typedef int A;
};
template<class T> struct X : B<T> {
    A a;
};

```

`X<T>::a` has type `double`. The type name `A` binds to the typedef name defined in the global namespace scope, not to the typedef name defined in the base class `B<T>`.]

5 If a *template-argument* is used as a base class, a member of that class cannot hide a name declared within a template, or a name from the template's enclosing scopes. [Example:


```

struct A {
    struct B { /* ... */ };
    int a;
    int Y;
};

int a;

template<class T> struct Y : T {
    struct B { /* ... */ };
    B b; // The B defined in Y
    void f(int i) { a = i; } // ::a
    Y* p; // Y<T>
};

Y<A> ya;

```

The members `A::B`, `A::a`, and `A::Y` of the template argument `A` do not affect the binding of names in `Y<A>`.]

14.6.2.1 Dependent types

[temp.dep.type]

- 1 A type is dependent if it is
- a template parameter,
 - a *qualified-id* whose *nested-name-specifier* contains a *class-name* that names a dependent type or whose *unqualified-id* names a dependent type,
 - a cv-qualified type where the unqualified type is dependent,
 - a compound type constructed from any dependent type,
 - an array type constructed from any dependent type or whose size is specified by a constant expression that is value-dependent,
 - a *template-id* in which either the template name is a template parameter or any of the template arguments is a dependent type or an expression that is type-dependent or value-dependent.

14.6.2.2 Type-dependent expressions

[temp.dep.expr]

- 1 Except as described below, an expression is type-dependent if any subexpression is type-dependent.
- 2 `this` is type-dependent if the class type of the enclosing member function is dependent (14.6.2.1).
- 3 An *id-expression* is type-dependent if it contains:
- an *identifier* that was declared with a dependent type,
 - a *template-id* that is dependent,
 - a *conversion-function-id* that specifies a dependent type,
 - a *nested-name-specifier* that contains a *class-name* that names a dependent type.
- 4 Expressions of the following forms are type-dependent only if the type specified by the *type-id*, *simple-type-specifier* or *new-type-id* is dependent, even if any subexpression is type-dependent:

```

simple-type-specifier ( expression-listopt )
::opt new new-placementopt new-type-id new-initializeropt
::opt new new-placementopt ( type-id ) new-initializeropt
dynamic_cast < type-id > ( expression )
static_cast < type-id > ( expression )
const_cast < type-id > ( expression )
reinterpret_cast < type-id > ( expression )
( type-id ) cast-expression

```

- 5 Expressions of the following forms are never type-dependent (because the type of the expression cannot be dependent):

```

literal
postfix-expression . pseudo-destructor-name
postfix-expression -> pseudo-destructor-name
sizeof unary-expression
sizeof ( type-id )
typeid ( expression )
typeid ( type-id )
::opt delete cast-expression
::opt delete [ ] cast-expression
throw assignment-expressionopt

```

14.6.2.3 Value-dependent expressions

[temp.dep.constexpr]

- 1 Except as described below, a constant expression is value-dependent if any subexpression is value-dependent.
- 2 An *identifier* is value-dependent if it is:
- a name declared with a dependent type,
 - the name of a non-type template parameter,
 - a constant with integral or enumeration type and is initialized with an expression that is value-dependent.
- 3 Expressions of the following form are value-dependent if the *unary-expression* is type-dependent or the *type-id* is dependent (even if `sizeof unary-expression` and `sizeof (type-id)` are not type-dependent):

```

sizeof unary-expression
sizeof ( type-id )

```

- 4 Expressions of the following form are value-dependent if either the *type-id* or *simple-type-specifier* is dependent or the *expression* or *cast-expression* is value-dependent:

```

simple-type-specifier ( expression-listopt )
static_cast < type-id > ( expression )
const_cast < type-id > ( expression )
reinterpret_cast < type-id > ( expression )
( type-id ) cast-expression

```

14.6.2.4 Dependent template arguments

[temp.dep.temp]

- 1 A template template argument is dependent if it names a template argument or is a *qualified-id* where the *nested-name-specifier* contains a *class-name* that names a dependent type.
- 2 A non-integral non-type template argument is dependent if it has either of the following forms

qualified-id
& *qualified-id*

and the *nested-name-specifier* specifies a *class-name* that names a dependent type.

- 3 A type template argument is dependent if the type it specifies is dependent.
- 4 An integral non-type template argument is dependent if the constant expression it specifies is value-dependent.

14.6.3 Non-dependent names

[temp.nondep]

- 1 Non-dependent names used in a template definition are found using the usual name lookup and bound at the point they are used. [Example:

```
void g(double);
void h();

template<class T> class Z {
public:
    void f() {
        g(1); // calls g(double)
        h++; // error: cannot increment function
    }
};

void g(int); // not in scope at the point of the template
             // definition, not considered for the call g(1)
```

—end example]

14.6.4 Dependent name resolution

[temp.dep.res]

- 1 In resolving dependent names, names from the following sources are considered:
 - Declarations that are visible at the point of definition of the template.
 - Declarations from namespaces associated with the types of the function arguments both from the instantiation context (14.6.4.1) and from the definition context.

14.6.4.1 Point of instantiation

[temp.point]

- 1 If a function template specialization is implicitly instantiated because it is referenced from a function call that depends on a template argument, the point of instantiation of the function template specialization is the point of instantiation of the specialization containing the dependent function call.
- 2 Otherwise, if a function template specialization is implicitly instantiated because it is referenced within a default argument in a declaration, the point of instantiation of the function template specialization immediately precedes the namespace scope declaration or definition that refers to the function template specialization.
- 3 Otherwise, the point of instantiation of a function template specialization immediately follows the namespace scope declaration or definition that refers to the specialization.
- 4 The instantiation context of a function call that depends on the template arguments is the set of declarations with external linkage visible at the point of instantiation of the template specialization containing the dependent function call.

14.6.4.2 Candidate Functions**[temp.dep.candidate]**

- 1 For a function call that depends on a template argument, if the function name is an *unqualified-id*, the candidate functions are found using the usual lookup rules (3.4.1, 3.4.2) except that:
- For the part of the lookup using unqualified name lookup (3.4.1), only function declarations with external linkage from the template definition context are found.
 - For the part of the lookup using associated namespaces (3.4.2), only function declarations with external linkage found in either the template definition context or the template instantiation context are found.

If the call would be ill-formed or would find a better match had the lookup within the associated namespaces considered all the function declarations with external linkage introduced in those namespaces in all translation units, not just considered those declarations found in the template definition and template instantiation contexts, then the program has undefined behavior.

14.6.4.3 Conversions**[temp.dep.conv]**

- 1 Any standard conversion sequence (13.3.3.1.1) may be applied to an argument in a function call that depends on a template argument. A user-defined conversion sequence (13.3.3.1.2) may be applied to an argument in a function call that depends on a template argument, but the user-defined conversion in this sequence shall either be a conversion function that is a member function of the class type of the argument, or shall be a constructor of the class type that is the target type of the user-defined conversion sequence. The user-defined conversion function thus selected shall be found either in the template definition context or in the template instantiation context. [Note: The set of candidate functions is formed first, before conversions are considered, so the possible conversions do not affect the set of candidate functions.]

14.6.5 Friend names declared within a class template**[temp.inject]**

- 1 Friend classes or functions can be declared within a class template. When a template is instantiated, the names of its friends are treated as if the specialization had been explicitly declared at its point of instantiation.
- 2 The names of friend functions of a class template specialization are found by the usual lookup rules, including the rules for associated namespaces (3.4.2).¹²⁶⁾ [Example:

```

template<typename T> class number {
    //...
    friend number<T> gcd(const number<T>& x,
                        const number<T>& y) { ... }
    //...
};

void g()
{
    number<double> a, b;
    //...
    a = gcd(a,b);    // looks inside number<double> for gcd
}

```

—end example]

¹²⁶⁾ Friend declarations do not introduce new names into any scope, either when the template is declared or when it is instantiated.

14.7 Template specialization**[temp.spec]**

- 1 A class instantiated from a class template is called an instantiated class. A function instantiated from a function template is called an instantiated function. A static data member instantiated from a static data member template is called an instantiated static data member. The act of instantiating a class, function, or static data member from a template is referred to as template instantiation. A class declaration introduced by `template<>` is called an explicitly specialized class. The name of the class in such a definition shall be a *template-id*. A function declaration introduced by `template<>` is called an explicitly specialized function. The name of the function in such a declaration may be a *template-id*. A static data member declaration introduced by `template<>` is called an explicitly specialized static data member. The name of the class in such a declaration shall be a *template-id*. [Example:

```

template<class T = int> struct A
{
    static int x;
};
template<class U> void g(U) { }

template<> struct A<double> { }; // specialize for T == double
template<> struct A<> { }; // specialize for T == int
template<> void g(char) { } // specialize for U == char
// U is deduced from the parameter type
template<> void g<int>(int) { } // specialize for U == int
template<> int A<char>::x = 0; // specialize for T == char
template<> int A<>::x = 1; // specialize for T == int

```

—end example]

- 2 An instantiated template specialization can be either implicitly instantiated (14.7.1) for a given argument list or be explicitly instantiated (14.7.2). A specialization is a class, function, or static data member that is either instantiated or explicitly specialized (14.7.3). A template that has been used in a way that requires a specialization of its definition causes the specialization to be implicitly instantiated unless it has been either explicitly instantiated or explicitly specialized.
- 3 No program shall explicitly instantiate any template more than once, both explicitly instantiate and explicitly specialize a template, or specialize a template more than once for a given set of *template-arguments*. An implementation is not required to diagnose a violation of this rule.
- 4 Each class template specialization instantiated from a template has its own copy of any static members. [Example:

```

template<class T> class X {
    static T s;
    // ...
};
template<class T> T X<T>::s = 0;
X<int> aa;
X<char*> bb;

```

X<int> has a static member *s* of type `int` and X<char*> has a static member *s* of type `char*`.]

14.7.1 Implicit instantiation**[temp.inst]**

- 1 Unless a class template specialization has been explicitly instantiated (14.7.2) or explicitly specialized (14.7.3), the class template specialization is implicitly instantiated when the specialization is referenced in a context that requires a completely-defined object type. Unless a function template specialization has been explicitly instantiated or explicitly specialized, the function template specialization is implicitly instantiated when the specialization is referenced in a context that requires a function definition to exist. Unless a static data member template has been explicitly instantiated or explicitly specialized, the static data member template specialization is implicitly instantiated when the specialization is used in a way that requires a definition for the static data member.

2 [Example:

```
template<class T> class Z {
public:
    void f();
    void g();
};

void h()
{
    Z<int> a;      // instantiation of class Z<int> required
    Z<char>* p;   // instantiation of class Z<char> not
                  // required
    Z<double>* q; // instantiation of class Z<double>
                  // not required

    a.f(); // instantiation of Z<int>::f() required
    p->g(); // instantiation of class Z<char> required, and
           // instantiation of Z<char>::g() required
}
```

Nothing in this example requires class Z<double>, Z<int>::g(), or Z<char>::f() to be implicitly instantiated.]

3 If a class template for which a definition is in scope is used in a way that involves overload resolution, conversion to a base class, or pointer to member conversion, the class template specialization is implicitly instantiated. [Example:

```
template<class T> class B { /* ... */ };
template<class T> class D : public B<T> { /* ... */ };

void f(void*);
void f(B<int>*);

void g(D<int>* p, D<char>* pp)
{
    f(p); // instantiation of D<int> required: call f(B<int>*)

    B<char>* q = pp; // instantiation of D<char> required:
                    // convert D<char>* to B<char>*
}
```

—end example]

4 If the overload resolution process can determine the correct function to call without instantiating a class template definition, it is unspecified whether that instantiation actually takes place. [Example:

```
template <class T> struct S {
    operator int();
};

void f(int);
void f(S<int>&);
void f(S<float>);

void g(S<int>& sr) {
    f(sr); // instantiation of S<int> allowed but not required
           // instantiation of S<float> allowed but not required
};
```

—end example]

- 5 If an implicit instantiation of a class template specialization is required and the template is declared but not defined, the program is ill-formed. [*Example:*

```
template<class T> class X;

X<char> ch; // error: definition of X required
```

—*end example*]

- 6 If a function template for which a declaration is in scope is used in a way that involves overload resolution, a declaration of a function template specialization is implicitly instantiated (14.8.3).
- 7 An implementation shall not implicitly instantiate a function, non-virtual member function, class or member template that does not require instantiation. It is unspecified whether or not an implementation implicitly instantiates a virtual member function that does not require specialization.
- 8 Implicitly instantiated class template, function, and static data member specializations are placed in the namespace where the template was defined. [*Example:*

```
namespace N {
    template<class T> class List {
    public:
        T* get();
        // ...
    };
}

template<class K, class V> class Map {
    N::List<V> lt;
    V get(K);
    // ...
};

void g(Map<char*,int>& m)
{
    int i = m.get("Nicholas");
    // ...
}
```

a call of `lt.get()` from `Map<char*,int>::get()` would place `List<int>::get()` in the namespace `N` rather than in the global namespace.]

- 9 [*Note:* 14.6.4.1 defines the point of instantiation of a template specialization.]
- 10 If a virtual function is implicitly instantiated, its point of instantiation is immediately following the point of instantiation for its class.
- 11 The point of instantiation for a template used inside another template and not instantiated previous to an instantiation of the enclosing template is immediately before the point of instantiation of the enclosing template.
- 12 There is an implementation-defined quantity that specifies the limit on the depth of recursive instantiations. The result of an infinite recursion in instantiation is undefined. [*Example:*

```
template<class T> class X {
    X<T>* p; // ok
    X<T*> a; // implicit generation of X<T> requires
            // the implicit instantiation of X<T*> which requires
            // the implicit instantiation of X<T**> which ...
};
```

—*end example*]

14.7.2 Explicit instantiation

[temp.explicit]

- 1 A class, function or static data member specialization can be explicitly instantiated from its template.
- 2 The syntax for explicit instantiation is:

```
explicit-instantiation:
    template declaration
```

where the *unqualified-id* in the *declaration* shall be either a *template-id* or, where all template arguments can be deduced, a *template-name*. [Note: the declaration may declare a *qualified-id*, in which case the *unqualified-id* of the *qualified-id* must be a *template-id*.] [Example:

```
template<class T> class Array { /* ... */ };
template class Array<char>;

template<class T> void sort(Array<T>& v) { /* ... */ }
template void sort(Array<char>&); // argument is deduced here

namespace N {
    template<class T> void f(T&) { }
}
template void N::f<int>(int&);
```

—end example]

- 3 A declaration of a function template shall be in scope at the point of an explicit instantiation of the function template. A definition of the class template shall be in scope at the point of the explicit instantiation of the class template. A declaration of the static data member template shall be in scope at the point of the explicit instantiation of the static data member template. If the *declaration* names a compiler-generated function, the program is ill-formed.
- 4 The definition of a non-exported function template or non-exported data member template shall be present in every translation unit in which it is explicitly instantiated.
- 5 An explicit instantiation of a template specialization is in the scope of the namespace in which the template was defined. [Example:

```
namespace N {
    template<class T> class Y { /* ... */ };
}

template class Y<int>; // error: class template Y not visible
// in the global namespace

using N::Y;
template class Y<int>; // ok: explicit instantiation in namespace N

template class N::Y<char*>; // ok: explicit instantiation in namespace N
```

—end example]

- 6 A trailing *template-argument* can be left unspecified in an explicit instantiation of a function template specialization provided it can be deduced from the function argument type (14.8.2). [Example:

```
template<class T> class Array { /* ... */ };
template<class T> void sort(Array<T>& v);

// instantiate sort(Array<int>&) - template-argument deduced
template void sort<>(Array<int>&);
```

—end example]

- 7 The explicit instantiation of a class template specialization implies the instantiation of all of its members not previously explicitly specialized in the translation unit containing the explicit instantiation. A member

class of a class template may be explicitly instantiated.

- 8 The usual access checking rules do not apply to explicit instantiations. [*Note:* In particular, the template arguments and names used in the function declarator (including parameter types, return types and exception specifications) may be private types or objects which would normally not be accessible and the template may be a member template or member function which would not normally be accessible.]

14.7.3 Explicit specialization

[temp.expl.spec]

- 1 An explicit specialization of any of the following:

- function template
- class template
- member function of a class template
- static data member of a class template
- member class of a class template
- member class template of a class template
- member function template of a class template

can be declared by a declaration introduced by `template<>`; that is:

explicit-specialization:
`template < > declaration`

[*Example:*

```
template<class T> class stream;

template<> class stream<char> { /* ... */ };

template<class T> class Array { /* ... */ };
template<class T> void sort(Array<T>& v) { /* ... */ }

template<> void sort<char*>(Array<char*>&) ;
```

Given these declarations, `stream<char>` will be used as the definition of streams of chars; other streams will be handled by class template specializations instantiated from the class template. Similarly, `sort<char*>` will be used as the sort function for arguments of type `Array<char*>`; other `Array` types will be sorted by functions generated from the template.]

- 2 An explicit specialization must be declared in the namespace of which it is a member, or, for class members, in the namespace of which the class is a member. Such a declaration may also be a definition. If the declaration is not a definition, the specialization may be defined later in the namespace in which the explicit specialization was declared, or in a namespace that encloses the one in which the explicit specialization was declared.
- 3 Default function arguments shall not be specified in a declaration or a definition of an explicit specialization.
- 4 A declaration of the template being explicitly specialized shall be in scope at the point of declaration of an explicit specialization. If the declaration names a implicitly-declared special member function (12), the program is ill-formed. [*Note:* a declaration, but not a definition of the template is required.] [*Example:*

```
template<> class X<int> { /* ... */ }; // error: X not a template

template<class T> class X;

template<> class X<char*> { /* ... */ }; // fine: X is a template
```

—end example]

- 5 If a template is explicitly specialized then that specialization shall be declared before the first use of that specialization that would cause an implicit instantiation to take place, in every translation unit in which such a use occurs. [Example:

```
template<class T> class Array { /* ... */ };
template<class T> void sort(Array<T>& v) { /* ... */ }

void f(Array<String>& v)
{
    sort(v); // use primary template
            // sort(Array<T>&), T is String
}

template<> void sort<String>(Array<String>& v); // error: specialization
                                                // after use of primary template
template<> void sort<>(Array<char*>& v); // fine sort<char*> not yet used
```

—end example] If a function, class or static data member template has been explicitly specialized for a *template-argument-list*, no specialization shall be implicitly instantiated for that *template-argument-list*.

- 6 A template explicit specialization is in the scope of the namespace in which the template was defined. [Example:

```
namespace N {
    template<class T> class X { /* ... */ };
    template<class T> class Y { /* ... */ };

    template<> class X<int> { /* ... */ }; // ok: specialization
                                          // in same namespace
    template<> class Y<double>;           // forward declare intent to
                                          // specialize for double
}

template<> class N::Y<double> { /* ... */ }; // ok: specialization
                                          // in same namespace
```

—end example]

- 7 A *template-id* that names a class template explicit specialization that has been declared but not defined can be used exactly like the names of other incompletely-defined classes (3.9). [Example:

```
template<class T> class X; // X is a class template
template<> class X<int>;

X<int>* p; // ok: pointer to declared class X<int>
X<int> x; // error: object of incomplete class X<int>
```

—end example]

- 8 A trailing *template-argument* can be left unspecified in an explicit function template specialization provided it can be deduced from the function argument type. [Example:

```
template<class T> class Array { /* ... */ };
template<class T> void sort(Array<T>& v);

// explicit specialization for sort(Array<int>&)
// with deduces template-argument of type int
template<> void sort(Array<int>&);
```

—end example]

- 9 It is possible for a specialization with a given function signature to be instantiated from more than one function template. In such cases, explicit specification of the template arguments must be used to uniquely identify the function template specialization being specialized. [*Example:*

```
template <class T> void f(T);
template <class T> void f(T*);
template <> void f(int*); // Ambiguous
template <> void f<int>(int*); // OK
template <> void f(int); // OK
```

—*end example*]

- 10 A function with the same name as a template and a type that exactly matches that of a template specialization is not an explicit specialization (14.5.5).
- 11 An explicit specialization of a function template is inline only if it is explicitly declared to be, and independently of whether its function template is. [*Example:*

```
template<class T> void f(T) { /* ... */ }
template<class T> inline T g(T) { /* ... */ }

template<> inline void f<>(int) { /* ... */ } // ok: inline
template<> int g<>(int) { /* ... */ } // ok: not inline
```

—*end example*]

- 12 Member function templates, member class templates of non-template classes and class template specializations may be specialized in the same manner as function templates and class templates.
- 13 A specialization of a member function template or member class template of a non-specialized class template is itself a template.
- 14 An explicit specialization of a static data member of a template is a definition if the declaration includes an initializer; otherwise, it is a declaration. [*Note:* there is no syntax for the definition of a static data member of a template that requires default initialization.

```
template<> X Q<int>::x;
```

This is a declaration regardless of whether *X* can be default initialized (8.5).]

- 15 A member template of a class template may be explicitly specialized for a given implicit instantiation of the class template, even if the member template is defined in the class template definition. An explicit specialization of a member template is specified using the template specialization syntax. Default function arguments shall not be supplied in such declarations. [*Example:*

```
template<class T> struct A {
    void f(T);
    template<class X> void g(T,X);
    void h(T) { }
};

// specialization
template<> void A<int>::f(int);

// out of class member template definition
template<class T> template<class X> void A<T>::g(T,X) { }
```

```

// member template partial specialization
template<> template<class X> void A<int>::g(int,X);

// member template specialization
template<> template<>
    void A<int>::g(int,char);           // X deduced as char
template<> template<>
    void A<int>::g<char>(int,char);    // X specified as char

// member specialization even if defined in class definition
template<> void A<int>::h(int) { }

```

—end example]

- 16 A member template of an explicitly specialized class is not be implicitly instantiated from the general template. Instead, the member template shall itself be explicitly specialized. [Example:

```

template<class T> struct A {
    void f(T) { /* ... */ }
};

template<> struct A<int> {
    void f(int);
};

void h()
{
    A<int> a;
    a.f(16); // A<int>::f must be defined somewhere
}

template<> void A<int>::f() { /* ... */ }

```

—end example] The definition of an explicitly specialized class is unrelated to the definition of a generated specialization. That is, its members need not have the same names, types, etc. as the members of the a generated specialization. Definitions of members of an explicitly specialized class are defined in the same manner as members of normal classes, and not using the explicit specialization syntax.

- 17 An explicit specialization declaration shall not be a friend declaration.

14.8 Function template specializations

[temp.fct.spec]

- 1 A function instantiated from a function template is called a function template specialization; so is an explicit specialization of a function template. Template arguments can either be explicitly specified in a call or be deduced (14.8.2) from the function arguments.
- 2 Each function template instantiated from a template has its own copy of any static variable. [Example:

```

template<class T> f(T* p)
{
    static T s;
    // ...
};

void g(int a, char* b)
{
    f(&a); // call f<int>(int*)
    f(&b); // call f<char*>(char**)
}

```

Here `f<int>(int*)` has a static variable `s` of type `int` and `f<char*>(char**)` has a static variable `s` of type `char*`.]

14.8.1 Explicit template argument specification

[temp.arg.explicit]

- 1 Template arguments can be specified in a call by qualifying the function template specialization name by the list of *template-arguments* exactly as *template-arguments* are specified in uses of a class template specialization. [Example:

```
template<class T> void sort(Array<T>& v);
void f(Array<dcomplex>& cv, Array<int>& ci)
{
    sort<dcomplex>(cv); // sort(Array<dcomplex>&)
    sort<int>(ci);      // sort(Array<int>&)
}
```

and

```
template<class U, class V> U convert(V v);

void g(double d)
{
    int i = convert<int,double>(d); // int convert(double)
    char c = convert<char,double>(d); // char convert(double)
}
```

—end example]

- 2 Trailing arguments that can be deduced (14.8.2) may be omitted from the list of explicit *template-arguments*. [Example:

```
template<class X, class Y> X f(Y);
void g()
{
    int i = f<int>(5.6); // Y is deduced to be double
    int j = f(5.6);     // ill-formed: X cannot be deduced
}
```

—end example]

- 3 Implicit conversions (4) will be performed on a function argument to bring it to the type of the corresponding function parameter if the parameter type is fixed by an explicit specification of a *template-argument*. [Example:

```
template<class T> void f(T);

class Complex {
    // ...
    Complex(double);
};

void g()
{
    f<Complex>(1); // ok, means f<Complex>(Complex(1))
}
```

—end example]

- 4 [Note: because the explicit template argument list follows the function template name, and because conversion member function templates and constructor member function templates are called without using a function name, there is no way to provide an explicit template argument list for these function templates.]

14.8.2 Template argument deduction

[temp.deduct]

- 1 Template arguments that can be deduced from the function arguments of a call need not be explicitly specified. [Example:

```
void f(Array<dcomplex>& cv, Array<int>& ci)
{
    sort(cv);    // call sort(Array<dcomplex>&)
    sort(ci);    // call sort(Array<int>&)
}
```

and

```
void g(double d)
{
    int i = convert<int>(d);    // call convert<int,double>(double)
    int c = convert<char>(d);   // call convert<char,double>(double)
}
```

—end example] [Note: if a *template-parameter* is only used to represent a function template return type, its corresponding *template-argument* cannot be deduced and the *template-argument* must be explicitly specified.]

- 2 Type deduction is done for each function template argument that is not explicitly specified. The type of the parameter of the function template (call it *P*) is compared to the type of the corresponding argument of the call (call it *A*), and an attempt is made to find a type for the template type argument, a template for the template template argument or a value for the template non-type argument, that will make *P* after substitution of the deduced type or value (call that the deduced *A*) compatible with the call argument. Type deduction is done independently for each parameter/argument pair, and the deduced template argument types, templates and values are then combined. If type deduction cannot be done for any parameter/argument pair, or if for any parameter/argument pair the deduction leads to more than one possible set of deduced types, templates or values, or if different parameter/argument pairs yield different deduced types, templates or values for a given template argument, or if any template argument remains neither deduced nor explicitly specified, template argument deduction fails.

- 3 If *P* is not a reference type:

- if *A* is an array type, the pointer type produced by the array-to-pointer standard conversion (4.2) is used in place of *A* for type deduction; otherwise,
- if *A* is a function type, the pointer type produced by the function-to-pointer standard conversion (4.3) is used in place of *A* for type deduction; otherwise,
- if *A* is a cv-qualified type, the top level cv-qualifiers of *A*'s type are ignored for type deduction.

If *P* is a cv-qualified type, the top level cv-qualifiers of *P*'s type are ignored for type deduction. If *P* is a reference type, the type referred to by *P* is used in place of *P* for type deduction.

- 4 In general, the deduction process attempts to find template argument values that will make the deduced *A* identical to *A* (after the type *A* is transformed as described above). However, there are three cases that allow a difference:

- If the original *P* is a reference type, the deduced *A* (i.e., the type referred to by the reference) can be more cv-qualified than *A*.
- If *P* is a pointer or pointer to member type, *A* can be another pointer or pointer to member type that can be converted to the deduced *A* via a qualification conversion (4.4).
- If *P* is a class, and *P* has the form *class-template-name*<arguments>, *A* can be a derived class of the deduced *A*. Likewise, if *P* is a pointer to a class of the form *class-template-name*<arguments>, *A* can be a pointer to a derived class pointed to by the deduced *A*.

These alternatives are considered only if type deduction cannot be done otherwise. If they yield more than

one possible deduced A, the type deduction fails. When deducing arguments in the context of taking the address of an overloaded function (13.4), these inexact deductions are not considered.

- 5 [Example: here is an example in which different parameter/argument pairs produce inconsistent template argument deductions:

```
template<class T> void f(T x, T y) { /* ... */ }
struct A { /* ... */ };
struct B : A { /* ... */ };
int g(A a, B b)
{
    f(a,b); // error: T could be A or B
    f(b,a); // error: T could be A or B
    f(a,a); // ok: T is A
    f(b,b); // ok: T is B
}
```

- 6 Here is an example where two template arguments are deduced from a single function parameter/argument pair. This can lead to conflicts that cause type deduction to fail:

```
template <class T, class U> void f( T (*)( T, U, U ) );

int g1( int, float, float);
char g2( int, float, float);
int g3( int, char, float);

void r()
{
    f(g1); // ok: T is int and U is float
    f(g2); // error: T could be char or int
    f(g3); // error: U could be char or float
}
```

- 7 Here is an example where a qualification conversion applies between the argument type on the function call and the deduced template argument type:

```
template<class T> void f(const T*) {}
int *p;
void s()
{
    f(p); // f(const int *)
}
```

- 8 Here is an example where the template argument is used to instantiate a derived class type of the corresponding function parameter type:

```
template <class T> struct B { };
template <class T> struct D : public B<T> { };
struct D2 : public B<int> { };
template <class T> void f(B<T>&){}
void t()
{
    D<int> d;
    D2 d2;
    f(d); // calls f(B<int>&)
    f(d2); // calls f(B<int>&)
}
```

—end example]

- 9 A template type argument *T*, a template template argument *TT* or a template non-type argument *i* can be deduced if *P* and *A* have one of the following forms:

```

T
cv-list T
T*
T&
T[integer-constant]
class-template-name<T>
type(*) (T)
T(*) ()
T(*) (T)
type T::*
T type::*
T (type::* )()
type (T::* )()
type (type::* ) (T)
type[i]
class-template-name<i>
TT<T>
TT<i>
TT<>

```

where *(T)* represents argument lists where at least one argument type contains a *T*, and *()* represents argument lists where no parameter contains a *T*. Similarly, *<T>* represents template argument lists where at least one argument contains a *T*, *<i>* represents template argument lists where at least one argument contains an *i* and *<>* represents template argument lists where no argument contains a *T* or an *i*.

- 10 In a type which contains a *nested-name-specifier*, template argument values cannot be deduced for template parameters used within the *nested-name-specifier*. [Example:

```

template<int i, typename T>
T deduce(A<T>::X x,      // T is not deduced here
        T t,           // but T is deduced here
        B<i>::Y y);    // i is not deduced here
A<int> a;
B<77> b;

int x = deduce<77>(a.xm, 62, y.ym);
// T is deduced to be int, a.xm must be convertible to
// A<int>::X
// i is explicitly specified to be 77, y.ym must be convertible
// to B<77>::Y

```

—end example] When a template parameter is used in this context, an argument value that has been explicitly specified, or deduced from other arguments is used. If the value cannot be deduced elsewhere, and is not explicitly specified, the program is ill-formed. Conversions (4) will be performed on a function argument that corresponds with a function parameter that contains only non-deducible template parameters and explicitly specified template parameters (14.8.1). These forms can be used in the same way as *T* is for further composition of types. [Example:

```
X<int> (*) (char[6])
```

is of the form

```
class-template-name<T> (*) (type[i])
```

which is a variant of

```
type (*) (T)
```

where *type* is *X<int>* and *T* is *char[6]*.]

11 Template arguments cannot be deduced from function arguments involving constructs other than the ones specified above.

12 A template type argument cannot be deduced from the type of a non-type *template-argument*. [Example:

```
template<class T, T i> void f(double a[10][i]);
int v[10][20];
f(v); // error: argument for template-parameter T cannot be deduced
```

—end example]

13 [Note: except for reference and pointer types, a major array bound is not part of a function parameter type and cannot be deduced from an argument:

```
template<int i> void f1(int a[10][i]);
template<int i> void f2(int a[i][20]);
template<int i> void f3(int (&a)[i][20]);

void g()
{
    int v[10][20];
    f1(v); // ok: i deduced to be 20
    f1<20>(v); // ok
    f2(v); // error: cannot deduce template-argument i
    f2<10>(v); // ok
    f3(v); // ok: i deduced to be 10
}
```

—end note]

14 If, in the declaration of a function template with a non-type *template-parameter*, the non-type *template-parameter* is used in an expression in the function parameter-list, the corresponding *template-argument* shall always be explicitly specified because type deduction would otherwise always fail for such a *template-argument*. [Example:

```
template<int i> class A { /* ... */ };
template<short s> void g(A<s+1>);
void k() {
    A<1> a;
    g(a); // error: deduction fails for expression s+1
    g<0>(a); // ok
}
```

—end example]

15 If, in the declaration of a function template with a non-type *template-parameter*, the non-type *template-parameter* is used in an expression in the function parameter-list and, if the corresponding *template-argument* is deduced, the *template-argument* type shall match the type of the *template-parameter* exactly, except that a *template-argument* deduced from an array bound may be of any integral type.¹²⁷⁾ [Example:

```
template<int i> class A { /* ... */ };
template<short s> void f(A<s>);
void k1() {
    A<1> a;
    f(a); // error: deduction fails for conversion from int to short
    f<1>(a); // ok
}
```

¹²⁷⁾ Although the *template-argument* corresponding to a *template-parameter* of type `bool` may be deduced from an array bound, the resulting value will always be `true` because the array bound will be non-zero.

```

template<const short cs> class B { };
template<short s> void h(B<s>);
void k2() {
    B<1> b;
    g(b);      // ok: cv-qualifiers are ignored on template parameter types
}

```

—end example]

- 16 A *template-argument* can be deduced from a pointer to function or pointer to member function argument if the set of overloaded functions does not contain function templates and at most one of a set of overloaded functions provides a unique match. [Example:

```

template<class T> void f(void(*) (T,int));
template<class T> void foo(T,int);
void g(int,int);
void g(char,int);

void h(int,int,int);
void h(char,int);
int m()
{
    f(&g);      // error: ambiguous
    f(&h);      // ok: void h(char,int) is a unique match
    f(&foo);    // error: type deduction fails because foo is a template
}

```

—end example]

- 17 If function *template-arguments* are explicitly specified in a call, they shall be specified in declaration order of their corresponding *template-parameters*. Trailing arguments can be left out of a list of explicit *template-arguments*. [Example:

```

template<class X, class Y, class Z> X f(Y,Z);
void g()
{
    f<int,char*,double>("aa",3.0);
    f<int,char*>("aa",3.0); // Z is deduced to be double
    f<int>("aa",3.0);      // Y is deduced to be char*, and
                          // Z is deduced to be double
    f("aa",3.0);          // error: X cannot be deduced
}

```

—end example]

- 18 A *template type-parameter* cannot be deduced from the type of a function default argument. [Example:

```

template <class T> void f(T = 5, T = 7);
void g()
{
    f(1);      // ok: call f<int>(1,7)
    f();       // error: cannot deduce T
    f<int>();  // ok: call f<int>(5,7)
}

```

—end example]

- 19 The *template-argument* corresponding to a *template template-parameter* is deduced from the type of the *template-argument* of a class template specialization used in the argument list of a function call. [Example:

```

template <template X<class T> > struct A { };
template <template X<class T> > void f(A<X>) { }
template<class T> struct B { };
A<B> ab;
f(ab); // calls f(A<B>)

```

—end example]

- 20 If trailing *template-arguments* are left unspecified in a function template explicit instantiation or explicit specialization (14.7.2, 14.7.3), the template arguments can be deduced from the function parameters according to the rules specified in this subclause. [Note: a default *template-argument* cannot be specified in a function template declaration or definition; therefore default *template-arguments* cannot be used to influence template argument deduction.]

14.8.3 Overload resolution

[temp.over]

- 1 A function template can be overloaded either by (non-template) functions of its name or by (other) function templates of the same name. When a call to that name is written (explicitly, or implicitly using the operator notation), template argument deduction (14.8.2) is performed for each function template to find the template argument values (if any) that can be used with that function template to instantiate a function template specialization that can be invoked with the call arguments. For each function template, if the argument deduction succeeds, the deduced *template-arguments* are used to instantiate a single function template specialization which is added to the candidate functions set to be used in overload resolution. If, for a given function template, argument deduction fails, no such function is added to the set of candidate functions for that template. The complete set of candidate functions includes all the function templates instantiated in this way and all of the non-template overloaded functions of the same name. The function template specializations are treated like any other functions in the remainder of overload resolution, except as explicitly noted.¹²⁸⁾

- 2 [Example:

```

template<class T> T max(T a, T b) { return a>b?a:b; };

void f(int a, int b, char c, char d)
{
    int m1 = max(a,b); // max(int a, int b)
    char m2 = max(c,d); // max(char a, char b)
    int m3 = max(a,c); // error: cannot generate max(int,char)
}

```

- 3 Adding

```
int max(int,int);
```

to the example above would resolve the third call, by providing a function that could be called for $\max(a, c)$ after using the standard conversion of char to int for c.

- 4 Here is an example involving conversions on a function argument involved in *template-argument* deduction:

```

template<class T> struct B { /* ... */ };
template<class T> struct D : public B<T> { /* ... */ };
template<class T> void f(B<T>&);

```

¹²⁸⁾ The parameters of function template specializations contain no template parameter types. The set of conversions allowed on deduced arguments is limited, because the argument deduction process produces function templates with parameters that either match the call arguments exactly or differ only in ways that can be bridged by the allowed limited conversions. Non-deduced arguments allow the full range of conversions. Note also that 13.3.3 implies that a non-template function will be given preference over a template instantiation with the same parameter types.

```

void g(B<int>& bi, D<int>& di)
{
    f(bi); // f(bi)
    f(di); // f( (B<int>&)di )
}

```

- 5 Here is an example involving conversions on a function argument not involved in *template-parameter* deduction:

```

template<class T> void f(T*,int); // #1
template<class T> void f(T,char); // #2

void h(int* pi, int i, char c)
{
    f(pi,i); // #1: f<int>(pi,i)
    f(pi,c); // #2: f<int*>(pi,c)

    f(i,c); // #2: f<int>(i,c);
    f(i,i); // #2: f<int>(i,char(i))
}

```

—end example]

- 6 Only the signature of a function template specialization is needed to enter the specialization in a set of candidate functions. Therefore only the function template declaration is needed to resolve a call for which a template specialization is a candidate. [Example:

```

template<class T> void f(T); // declaration

void g()
{
    f("Annemarie"); // call of f<const char*>
}

```

The call of `f` is well-formed even if the template `f` is only declared and not defined at the point of the call. The program will be ill-formed unless a specialization for `f<const char*>`, either implicitly or explicitly generated, is present in some translation unit.]

15 Exception handling

[except]

- 1 Exception handling provides a way of transferring control and information from a point in the execution of a program to an exception handler associated with a point previously passed by the execution. A handler will be invoked only by a *throw-expression* invoked in code executed in the handler's try block or in functions called from the handler's try block .

```
try-block:
    try compound-statement handler-seq

function-try-block:
    try ctor-initializeropt function-body handler-seq

handler-seq:
    handler handler-seqopt

handler:
    catch ( exception-declaration ) compound-statement

exception-declaration:
    type-specifier-seq declarator
    type-specifier-seq abstract-declarator
    type-specifier-seq
    ...

throw-expression:
    throw assignment-expressionopt
```

A *try-block* is a *statement* (6). A *throw-expression* is of type `void`. Code that executes a *throw-expression* is said to “throw an exception;” code that subsequently gets control is called a “handler.” [Note: within this clause “try block” is taken to mean both *try-block* and *function-try-block*.]

- 2 A `goto`, `break`, `return`, or `continue` statement can be used to transfer control out of a try block or handler, but not into one. When this happens, each variable declared in the try block will be destroyed in the context that directly contains its declaration. [Example:

```
lab: try {
    T1 t1;
    try {
        T2 t2;
        if (condition)
            goto lab;
    } catch(...) { /* handler 2 */ }
} catch(...) { /* handler 1 */ }
```

Here, executing `goto lab;` will destroy first `t2`, then `t1`, assuming the *condition* does not declare a variable. Any exception raised while destroying `t2` will result in executing *handler 2*; any exception raised while destroying `t1` will result in executing *handler 1*.]

- 3 A *function-try-block* associates a *handler-seq* with the *ctor-initializer*, if present, and the *function-body*. An exception thrown during the execution of the initializer expressions in the *ctor-initializer* or during the execution of the *function-body* transfers control to a handler in a *function-try-block* in the same way as an

exception thrown during the execution of a *try-block* transfers control to other handlers. [Example:

```
int f(int);
class C {
    int i;
    double d;
public:
    C(int, double);
};

C::C(int ii, double id)
try
    : i(f(ii)), d(id)
{
    // constructor function body
}
catch (...)
{
    // handles exceptions thrown from the ctor-initializer
    // and from the constructor function body
}
```

—end example]

15.1 Throwing an exception

[except.throw]

- 1 Throwing an exception transfers control to a handler. An object is passed and the type of that object determines which handlers can catch it. [Example:

```
throw "Help!";
```

can be caught by a *handler* of some `char*` type:

```
try {
    // ...
}
catch(const char* p) {
    // handle character string exceptions here
}
```

and

```
class Overflow {
    // ...
public:
    Overflow(char, double, double);
};

void f(double x)
{
    // ...
    throw Overflow('+', x, 3.45e107);
}
```

can be caught by a handler for exceptions of type `Overflow`

```
try {
    // ...
    f(1.2);
    // ...
}
catch(Overflow& oo) {
    // handle exceptions of type Overflow here
}
```

—end example]

- 2 When an exception is thrown, control is transferred to the nearest handler with a matching type (15.3); “nearest” means the handler whose try block was most recently entered by the thread of control and not yet exited.
- 3 A *throw-expression* initializes a temporary object, the type of which is determined by removing any top-level *cv-qualifiers* from the static type of the operand of `throw` and adjusting the type from “array of T” or “function returning T” to “pointer to T” or “pointer to function returning T”, respectively. The temporary is used to initialize the variable named in the matching *handler* (15.3). The type of the *throw-expression* shall not be an incomplete type, or a pointer or reference to an incomplete type, other than `void*`, `const void*`, `volatile void*`, or `const volatile void*`. Except for these restrictions and the restrictions on type matching mentioned in 15.3, the operand of `throw` is treated exactly as a function argument in a call (5.2.2) or the operand of a return statement.
- 4 The memory for the temporary copy of the exception being thrown is allocated in an unspecified way, except as noted in 3.7.3.1. The temporary persists as long as there is a handler being executed for that exception. In particular, if a handler exits by executing a `throw;` statement, that passes control to another handler for the same exception, so the temporary remains. If the use of the temporary object can be eliminated without changing the meaning of the program except for the execution of constructors and destructors associated with the use of the temporary object (12.2), then the exception in the handler can be initialized directly with the argument of the throw expression. When the thrown object is a class object, and the copy constructor used to initialize the temporary copy is not accessible, the program is ill-formed (even when the temporary object could otherwise be eliminated). Similarly, if the destructor for that object is not accessible, the program is ill-formed (even when the temporary object could otherwise be eliminated).
- 5 A *throw-expression* with no operand rethrows the exception being handled without copying it. [Example: code that must be executed because of an exception yet cannot completely handle the exception can be written like this:

```

try {
    // ...
}
catch (...) { // catch all exceptions

    // respond (partially) to exception

    throw;    // pass the exception to some
             // other handler
}

```

—end example]

- 6 The exception thrown is the one most recently caught and not finished. An exception is considered caught when initialization is complete for the formal parameter of the corresponding catch clause, or when `terminate()` or `unexpected()` is entered due to a throw. An exception is considered finished when the corresponding catch clause exits or when `unexpected()` exits after being entered due to a throw.
- 7 If no exception is presently being handled, executing a *throw-expression* with no operand calls `terminate()` (15.5.1).

15.2 Constructors and destructors

[except.ctor]

- 1 As control passes from a *throw-expression* to a handler, destructors are invoked for all automatic objects constructed since the try block was entered. The automatic objects are destroyed in the reverse order of the completion of their construction.
- 2 An object that is partially constructed will have destructors executed only for its fully constructed sub-objects. Should a constructor for an element of an automatic array throw an exception, only the constructed elements of that array will be destroyed. If the object or array was allocated in a *new-expression* and the *new-expression* does not contain a *new-placement*, the deallocation function (3.7.3.2, 12.5) is called to free

the storage occupied by the object; the deallocation function is chosen as specified in 5.3.4. If the object or array was allocated in a *new-expression* and the *new-expression* contains a *new-placement*, the storage occupied by the object is deallocated only if an appropriate placement operator *delete* is found, as specified in 5.3.4.

- 3 The process of calling destructors for automatic objects constructed on the path from a try block to a *throw-expression* is called “*stack unwinding*.”

15.3 Handling an exception

[**except.handle**]

- 1 The *exception-declaration* in a *handler* describes the type(s) of exceptions that can cause that *handler* to be entered. The *exception-declaration* shall not denote an incomplete type. The *exception-declaration* shall not denote a pointer or reference to an incomplete type, other than `void*`, `const void*`, `volatile void*`, or `const volatile void*`. Types shall not be defined in an *exception-declaration*.
- 2 A handler of type “array of T” or “function returning T” is adjusted to be of type “pointer to T” or “pointer to function returning T”, respectively.
- 3 A *handler* is a match for a *throw-expression* with an object of type E if
- The *handler* is of type `cv T` or `cv T&` and E and T are the same type (ignoring the top-level *cv-qualifiers*), or
 - the *handler* is of type `cv T` or `cv T&` and T is an unambiguous public base class of E, or
 - the *handler* is of type `cv1 T*` `cv2` and E is a pointer type that can be converted to the type of the *handler* by either or both of
 - a standard pointer conversion (4.10) not involving conversions to pointers to private or protected or ambiguous classes
 - a qualification conversion
- 4 [Example:

```
class Matherr { /* ... */ virtual vf(); };
class Overflow: public Matherr { /* ... */ };
class Underflow: public Matherr { /* ... */ };
class Zerodivide: public Matherr { /* ... */ };

void f()
{
    try {
        g();
    }

    catch (Overflow oo) {
        // ...
    }
    catch (Matherr mm) {
        // ...
    }
}
```

Here, the Overflow handler will catch exceptions of type Overflow and the Matherr handler will catch exceptions of type Matherr and of all types publicly derived from Matherr including exceptions of type Underflow and Zerodivide.]

- 5 The handlers for a try block are tried in order of appearance. That makes it possible to write handlers that can never be executed, for example by placing a handler for a derived class after a handler for a corresponding base class.

- 6 A . . . in a handler's *exception-declaration* functions similarly to . . . in a function parameter declaration; it specifies a match for any exception. If present, a . . . handler shall be the last handler for its try block.
- 7 If no match is found among the handlers for a try block, the search for a matching handler continues in a dynamically surrounding try block.
- 8 An exception is considered handled upon entry to a handler. [*Note:* the stack will have been unwound at that point.]
- 9 If no matching handler is found in a program, the function `terminate()` (15.5.1) is called. Whether or not the stack is unwound before calling `terminate()` is implementation-defined.
- 10 Referring to any non-static member or base class of an object in the handler for a *function-try-block* of a constructor or destructor for that object results in undefined behavior.
- 11 The fully constructed base classes and members of an object shall be destroyed before entering the handler of a *function-try-block* of a constructor or destructor for that object.
- 12 The scope and lifetime of the parameters of a function or constructor extend into the handlers of a *function-try-block*.
- 13 Exceptions thrown in destructors of objects with static storage duration or in constructors of namespace-scope objects are not caught by a *function-try-block* on `main()`.
- 14 If the handlers of a *function-try-block* contain a jump into the body of a constructor or destructor, the program is ill-formed.
- 15 If a return statement appears in a handler of the *function-try-block* of a constructor, the program is ill-formed.
- 16 The exception being handled is rethrown if control reaches the end of a handler of the *function-try-block* of a constructor or destructor. Otherwise, a function returns when control reaches the end of a handler for the *function-try-block* (6.6.3).
- 17 When the *exception-declaration* specifies a class type, a copy constructor is used to initialize either the object declared in the *exception-declaration* or, if the *exception-declaration* does not specify a name, a temporary object of that type. The object shall not have an abstract class type. The object is destroyed when the handler exits, after the destruction of any automatic objects initialized within the handler. The copy constructor and destructor shall be accessible in the context of the handler. If the copy constructor and destructor are implicitly declared (12.8), such a use in the handler causes these functions to be implicitly defined; otherwise, the program shall provide a definition for these functions.
- 18 If the use of a temporary object can be eliminated without changing the meaning of the program except for execution of constructors and destructors associated with the use of the temporary object, then the optional name can be bound directly to the temporary object specified in a *throw-expression* causing the handler to be executed. The copy constructor and destructor associated with the object shall be accessible even when the temporary object is eliminated.
- 19 When the handler declares a non-constant object, any changes to that object will not affect the temporary object that was initialized by execution of the *throw-expression*. When the handler declares a reference to a non-constant object, any changes to the referenced object are changes to the temporary object initialized when the *throw-expression* was executed and will have effect should that object be rethrown.

15.4 Exception specifications

[except.spec]

- 1 A function declaration lists exceptions that its function might directly or indirectly throw by using an *exception-specification* as a suffix of its declarator.

exception-specification:
`throw (type-id-listopt)`

```

type-id-list:
    type-id
    type-id-list , type-id

```

An *exception-specification* shall appear only on a function declarator in a function, pointer, reference or pointer to member declaration or definition. An *exception-specification* shall not appear in a typedef declaration. [Example:

```

void f() throw(int);           // OK
void (*fp)() throw (int);     // OK
void g(void pfa() throw(int)); // OK
typedef int (*pf)() throw(int); // ill-formed

```

—end example] A type denoted in an *exception-specification* shall not denote an incomplete type. A type denoted in an *exception-specification* shall not denote a pointer or reference to an incomplete type, other than `void*`, `const void*`, `volatile void*`, or `const volatile void*`.

- 2 If any declaration of a function has an *exception-specification*, all declarations, including the definition and an explicit specialization, of that function shall have an *exception-specification* with the same set of *type-ids*. If any declaration of a pointer to function, reference to function, or pointer to member function has an *exception-specification*, all occurrences of that declaration shall have an *exception-specification* with the same set of *type-ids*. In an explicit instantiation directive an *exception-specification* may be specified, but is not required. If an *exception-specification* is specified in an explicit instantiation directive, it shall have the same set of *type-ids* as other declarations of that function. A diagnostic is required only if the sets of *type-ids* are different within a single translation unit.
- 3 If a virtual function has an *exception-specification*, all declarations, including the definition, of any function that overrides that virtual function in any derived class shall only allow exceptions that are allowed by the *exception-specification* of the base class virtual function. [Example:

```

struct B {
    virtual void f() throw (int, double);
    virtual void g();
};

struct D: B {
    void f();           // ill-formed
    void g() throw (int); // OK
};

```

The declaration of `D::f` is ill-formed because it allows all exceptions, whereas `B::f` allows only `int` and `double`.] Similarly, any function or pointer to function assigned to, or initializing, a pointer to function shall only allow exceptions that are allowed by the pointer or function being assigned to or initialized. [Example:

```

void (*pf1)(); // no exception specification
void (*pf2)() throw(A);

void f()
{
    pf1 = pf2; // ok: pf1 is less restrictive
    pf2 = pf1; // error: pf2 is more restrictive
}

```

—end example]

- 4 In such an assignment or initialization, *exception-specifications* on return types and parameter types shall match exactly. In other assignments or initializations, *exception-specifications* shall match exactly.
- 5 Types shall not be defined in *exception-specifications*.

- 6 An *exception-specification* can include the same type more than once and can include classes that are related by inheritance, even though doing so is redundant. An *exception-specification* can also include the class `std::bad_exception` (18.6.2.1).
- 7 If a class `X` is in the *type-id-list* of the *exception-specification* of a function, that function is said to *allow* exception objects of class `X` or any class publicly and unambiguously derived from `X`. Similarly, if a pointer type `Y*` is in the *type-id-list* of the *exception-specification* of a function, the function allows exceptions of type `Y*` or that are pointers to any type publicly and unambiguously derived from `Y`. Otherwise, a function only allows exceptions that have the same type as the types specified in the *type-id-list* of its *exception-specification*.
- 8 Whenever an exception is thrown and the search for a handler (15.3) encounters the outermost block of a function with an *exception-specification*, the function `unexpected()` is called (15.5.2) if the *exception-specification* does not allow the exception. [Example:

```

class X { };
class Y { };
class Z: public X { };
class W { };

void f() throw (X, Y)
{
    int n = 0;
    if (n) throw X();           // OK
    if (n) throw Z();           // also OK
    throw W();                  // will call unexpected()
}

```

—end example]

- 9 The function `unexpected()` may throw an exception that will satisfy the *exception-specification* for which it was invoked, and in this case the search for another handler will continue at the call of the function with this *exception-specification* (see 15.5.2), or it may call `terminate()`.
- 10 An implementation shall not reject an expression merely because when executed it throws or might throw an exception that the containing function does not allow. [Example:

```

extern void f() throw(X, Y);

void g() throw(X)
{
    f();                        // OK
}

```

the call to `f` is well-formed even though when called, `f` might throw exception `Y` that `g` does not allow.]

- 11 A function with no *exception-specification* allows all exceptions. A function with an empty *exception-specification*, `throw()`, does not allow any exceptions.
- 12 An *exception-specification* is not considered part of a function's type.
- 13 An implicitly declared special member function (12) shall have an exception-specification. If `f` is an implicitly declared default constructor, copy constructor, destructor, or copy assignment operator, its implicit exception-specification specifies the *type-id* `T` if and only if `T` is allowed by the exception-specification of a function directly invoked by `f`'s implicitly definition; `f` shall allow all exceptions if any function it directly invokes allows all exceptions, and `f` shall allow no exceptions if every function it directly invokes allows no exceptions. [Example:

```

struct A {
    A();
    A(const A&) throw();
    ~A() throw(X);
};
struct B {
    B() throw();
    B(const B&) throw();
    ~B() throw(Y);
};
struct D : public A, public B {
    // Implicit declaration of D::D();
    // Implicit declaration of D::D(const D&) throw();
    // Implicit declaration of D::~D() throw (X,Y);
};

```

Furthermore, if `A::~~A()` or `B::~~B()` were virtual, `D::~~D()` would not be as restrictive as that of `A::~~A`, and the program would be ill-formed since a function that overrides a virtual function from a base class shall have an exception-specification at least as restrictive as that in the base class.]

15.5 Special functions

[except.special]

- 1 The exception handling mechanism relies on two functions, `terminate()` and `unexpected()`, for coping with errors related to the exception handling mechanism itself (18.6).

15.5.1 The `terminate()` function

[except.terminate]

- 1 In the following situations exception handling must be abandoned for less subtle error handling techniques:
- when the exception handling mechanism, after completing evaluation of the expression to be thrown but before the exception is caught (15.1), calls a user function that exits via an uncaught exception,¹²⁹⁾
 - when the exception handling mechanism cannot find a handler for a thrown exception (15.3), or
 - when the destruction of an object during stack unwinding (15.2) exits using an exception, or
 - when construction or destruction of a non-local object with static storage duration exits using an exception (3.6.2), or
 - when execution of a function registered with `atexit` exits using an exception (18.3), or
 - when a *throw-expression* with no operand attempts to rethrow an exception and no exception is being handled (15.1), or
 - when `unexpected` throws an exception which is not allowed by the previously violated *exception-specification*, and `std::bad_exception` is not included in that *exception-specification* (15.5.2), or
 - when the implementation's default `unexpected_handler` is called (18.6.2.2)
- 2 In such cases,

```
void terminate();
```

is called (18.6.3).

¹²⁹⁾ For example, if the object being thrown is of a class with a copy constructor, `terminate()` will be called if that copy constructor exits with an exception during a `throw`.

15.5.2 The `unexpected()` function**[except.unexpected]**

- 1 If a function with an *exception-specification* throws an exception that is not listed in the *exception-specification*, the function

```
void unexpected();
```

is called (18.6.2) immediately after completing the stack unwinding for the former function

- 2 The `unexpected()` function shall not return, but it can throw (or re-throw) an exception. If it throws a new exception which is allowed by the exception specification which previously was violated, then the search for another handler will continue at the call of the function whose exception specification was violated. If it throws or rethrows an exception that the *exception-specification* does not allow then the following happens: if the *exception-specification* does not include the class `std::bad_exception` (18.6.2.1) then the function `terminate()` is called, otherwise the thrown exception is replaced by an implementation-defined object of the type `std::bad_exception` and the search for another handler will continue at the call of the function whose *exception-specification* was violated.
- 3 Thus, an *exception-specification* guarantees that only the listed exceptions will be thrown. If the *exception-specification* includes the type `std::bad_exception` then any exception not on the list may be replaced by `std::bad_exception` within the function `unexpected()`.

15.5.3 The `uncaught_exception()` function**[except.uncaught]**

- 1 See 18.6.4.

15.6 Exceptions and access**[except.access]**

- 1 If the *exception-declaration* in a catch clause has class type, and the function in which the catch clause occurs does not have access to the destructor of that class, the program is ill-formed.
- 2 An object can be thrown if it can be copied and destroyed in the context of the function in which the *throw-expression* occurs.

16 Preprocessing directives

[cpp]

- 1 A preprocessing directive consists of a sequence of preprocessing tokens. The first token in the sequence is a # preprocessing token that is either the first character in the source file (optionally after white space containing no new-line characters) or that follows white space containing at least one new-line character. The last token in the sequence is the first new-line character that follows the first token in the sequence.¹³⁰⁾

preprocessing-file:

group_{opt}

group:

group-part

group group-part

group-part:

pp-tokens_{opt} new-line

if-section

control-line

if-section:

if-group elif-groups_{opt} else-group_{opt} endif-line

if-group:

if constant-expression new-line group_{opt}

ifdef identifier new-line group_{opt}

ifndef identifier new-line group_{opt}

elif-groups:

elif-group

elif-groups elif-group

elif-group:

elif constant-expression new-line group_{opt}

else-group:

else new-line group_{opt}

endif-line:

endif new-line

¹³⁰⁾ Thus, preprocessing directives are commonly called “lines.” These “lines” have no other syntactic significance, as all white space is equivalent except in certain situations during preprocessing (see the # character string literal creation operator in 16.3.2, for example).

control-line:

```
# include pp-tokens new-line
# define identifier replacement-list new-line
# define identifier lparen identifier-listopt ) replacement-list new-line
# undef identifier new-line
# line pp-tokens new-line
# error pp-tokensopt new-line
# pragma pp-tokensopt new-line
# new-line
```

lparen:

the left-parenthesis character without preceding white-space

replacement-list:

pp-tokens_{opt}

pp-tokens:

preprocessing-token
pp-tokens preprocessing-token

new-line:

the new-line character

- 2 The only white-space characters that shall appear between preprocessing tokens within a preprocessing directive (from just after the introducing # preprocessing token through just before the terminating new-line character) are space and horizontal-tab (including spaces that have replaced comments or possibly other white-space characters in translation phase 3).
- 3 The implementation can process and skip sections of source files conditionally, include other source files, and replace macros. These capabilities are called *preprocessing*, because conceptually they occur before translation of the resulting translation unit.
- 4 The preprocessing tokens within a preprocessing directive are not subject to macro expansion unless otherwise stated.

16.1 Conditional inclusion

[**cpp.cond**]

- 1 The expression that controls conditional inclusion shall be an integral constant expression except that: it shall not contain a cast; identifiers (including those lexically identical to keywords) are interpreted as described below;¹³¹⁾ and it may contain unary operator expressions of the form

```
defined identifier
```

or

```
defined ( identifier )
```

which evaluate to 1 if the identifier is currently defined as a macro name (that is, if it is predefined or if it has been the subject of a #define preprocessing directive without an intervening #undef directive with the same subject identifier), zero if it is not.

- 2 Each preprocessing token that remains after all macro replacements have occurred shall be in the lexical form of a token (2.6).
- 3 Preprocessing directives of the forms

```
# if constant-expression new-line groupopt
# elif constant-expression new-line groupopt
```

check whether the controlling constant expression evaluates to nonzero.

¹³¹⁾ Because the controlling constant expression is evaluated during translation phase 4, all identifiers either are or are not macro names — there simply are no keywords, enumeration constants, and so on.

- 4 Prior to evaluation, macro invocations in the list of preprocessing tokens that will become the controlling constant expression are replaced (except for those macro names modified by the `defined` unary operator), just as in normal text. If the token `defined` is generated as a result of this replacement process or use of the `defined` unary operator does not match one of the two specified forms prior to macro replacement, the behavior is undefined. After all replacements due to macro expansion and the `defined` unary operator have been performed, all remaining identifiers are replaced with the pp-number 0, and then each preprocessing token is converted into a token. The resulting tokens comprise the controlling constant expression which is evaluated according to the rules of 5.19 using arithmetic that has at least the ranges specified in 18.2, except that `int` and `unsigned int` act as if they have the same representation as, respectively, `long` and `unsigned long`. This includes interpreting character literals, which may involve converting escape sequences into execution character set members. Whether the numeric value for these character literals matches the value obtained when an identical character literal occurs in an expression (other than within a `#if` or `#elif` directive) is implementation-defined.¹³²⁾ Also, whether a single-character character literal may have a negative value is implementation-defined.

- 5 Preprocessing directives of the forms

```
# ifdef identifier new-line groupopt
# ifndef identifier new-line groupopt
```

check whether the *identifier* is or is not currently defined as a macro name. Their conditions are equivalent to `#if defined identifier` and `#if !defined identifier` respectively.

- 6 Each directive's condition is checked in order. If it evaluates to false (zero), the group that it controls is skipped: directives are processed only through the name that determines the directive in order to keep track of the level of nested conditionals; the rest of the directives' preprocessing tokens are ignored, as are the other preprocessing tokens in the group. Only the first group whose control condition evaluates to true (nonzero) is processed. If none of the conditions evaluates to true, and there is a `#else` directive, the group controlled by the `#else` is processed; lacking a `#else` directive, all the groups until the `#endif` are skipped.¹³³⁾

16.2 Source file inclusion

[`cpp.include`]

- 1 A `#include` directive shall identify a header or source file that can be processed by the implementation.

- 2 A preprocessing directive of the form

```
# include <h-char-sequence> new-line
```

searches a sequence of implementation-defined places for a header identified uniquely by the specified sequence between the < and > delimiters, and causes the replacement of that directive by the entire contents of the header. How the places are specified or the header identified is implementation-defined.

- 3 A preprocessing directive of the form

```
# include "q-char-sequence" new-line
```

causes the replacement of that directive by the entire contents of the source file identified by the specified sequence between the " delimiters. The named source file is searched for in an implementation-defined manner. If this search is not supported, or if the search fails, the directive is reprocessed as if it read

```
# include <h-char-sequence> new-line
```

with the identical contained sequence (including > characters, if any) from the original directive.

¹³²⁾ Thus, the constant expression in the following `#if` directive and `if` statement is not guaranteed to evaluate to the same value in these two contexts.

```
#if 'z' - 'a' == 25
if ('z' - 'a' == 25)
```

¹³³⁾ As indicated by the syntax, a preprocessing token shall not follow a `#else` or `#endif` directive before the terminating new-line character. However, comments may appear anywhere in a source file, including within a preprocessing directive.

- 4 A preprocessing directive of the form

```
# include pp-tokens new-line
```

(that does not match one of the two previous forms) is permitted. The preprocessing tokens after `include` in the directive are processed just as in normal text. (Each identifier currently defined as a macro name is replaced by its replacement list of preprocessing tokens.) If the directive resulting after all replacements does not match one of the two previous forms, the behavior is undefined.¹³⁴⁾ The method by which a sequence of preprocessing tokens between a `<` and a `>` preprocessing token pair or a pair of `"` characters is combined into a single header name preprocessing token is implementation-defined.

- 5 The mapping between the delimited sequence and the external source file name is implementation-defined. The implementation provides unique mappings for sequences consisting of one or more *nondigits* (2.10) followed by a period (`.`) and a single *nondigit*. The implementation may ignore the distinctions of alphabetical case.
- 6 A `#include` preprocessing directive may appear in a source file that has been read because of a `#include` directive in another file, up to an implementation-defined nesting limit.
- 7 [Example: The most common uses of `#include` preprocessing directives are as in the following:

```
#include <stdio.h>
#include "myprog.h"
```

—end example]

- 8 [Example: Here is a macro-replaced `#include` directive:

```
#if VERSION == 1
    #define INCFILE "vers1.h"
#elif VERSION == 2
    #define INCFILE "vers2.h" /* and so on */
#else
    #define INCFILE "versN.h"
#endif
#include INCFILE
```

—end example]

16.3 Macro replacement

[cpp.replace]

- 1 Two replacement lists are identical if and only if the preprocessing tokens in both have the same number, ordering, spelling, and white-space separation, where all white-space separations are considered identical.
- 2 An identifier currently defined as a macro without use of `lparen` (an *object-like* macro) may be redefined by another `#define` preprocessing directive provided that the second definition is an object-like macro definition and the two replacement lists are identical, otherwise the program is ill-formed.
- 3 An identifier currently defined as a macro using `lparen` (a *function-like* macro) may be redefined by another `#define` preprocessing directive provided that the second definition is a function-like macro definition that has the same number and spelling of parameters, and the two replacement lists are identical, otherwise the program is ill-formed.
- 4 The number of arguments in an invocation of a function-like macro shall agree with the number of parameters in the macro definition, and there shall exist a `)` preprocessing token that terminates the invocation.
- 5 A parameter identifier in a function-like macro shall be uniquely declared within its scope.

¹³⁴⁾ Note that adjacent string literals are not concatenated into a single string literal (see the translation phases in 2.1); thus, an expansion that results in two string literals is an invalid directive.

6 The identifier immediately following the `define` is called the *macro name*. There is one name space for macro names. Any white-space characters preceding or following the replacement list of preprocessing tokens are not considered part of the replacement list for either form of macro.

7 If a `#` preprocessing token, followed by an identifier, occurs lexically at the point at which a preprocessing directive could begin, the identifier is not subject to macro replacement.

8 A preprocessing directive of the form

```
# define identifier replacement-list new-line
```

defines an object-like macro that causes each subsequent instance of the macro name¹³⁵⁾ to be replaced by the replacement list of preprocessing tokens that constitute the remainder of the directive. The replacement list is then rescanned for more macro names as specified below.

9 A preprocessing directive of the form

```
# define identifier lparen identifier-listopt ) replacement-list new-line
```

defines a function-like macro with parameters, similar syntactically to a function call. The parameters are specified by the optional list of identifiers, whose scope extends from their declaration in the identifier list until the new-line character that terminates the `#define` preprocessing directive. Each subsequent instance of the function-like macro name followed by a `(` as the next preprocessing token introduces the sequence of preprocessing tokens that is replaced by the replacement list in the definition (an invocation of the macro). The replaced sequence of preprocessing tokens is terminated by the matching `)` preprocessing token, skipping intervening matched pairs of left and right parenthesis preprocessing tokens. Within the sequence of preprocessing tokens making up an invocation of a function-like macro, new-line is considered a normal white-space character.

10 The sequence of preprocessing tokens bounded by the outside-most matching parentheses forms the list of arguments for the function-like macro. The individual arguments within the list are separated by comma preprocessing tokens, but comma preprocessing tokens between matching inner parentheses do not separate arguments. If (before argument substitution) any argument consists of no preprocessing tokens, the behavior is undefined. If there are sequences of preprocessing tokens within the list of arguments that would otherwise act as preprocessing directives, the behavior is undefined.

16.3.1 Argument substitution

[cpp.subst]

1 After the arguments for the invocation of a function-like macro have been identified, argument substitution takes place. A parameter in the replacement list, unless preceded by a `#` or `##` preprocessing token or followed by a `##` preprocessing token (see below), is replaced by the corresponding argument after all macros contained therein have been expanded. Before being substituted, each argument's preprocessing tokens are completely macro replaced as if they formed the rest of the translation unit; no other preprocessing tokens are available.

16.3.2 The `#` operator

[cpp.stringize]

1 Each `#` preprocessing token in the replacement list for a function-like macro shall be followed by a parameter as the next preprocessing token in the replacement list.

2 If, in the replacement list, a parameter is immediately preceded by a `#` preprocessing token, both are replaced by a single character string literal preprocessing token that contains the spelling of the preprocessing token sequence for the corresponding argument. Each occurrence of white space between the argument's preprocessing tokens becomes a single space character in the character string literal. White space before the first preprocessing token and after the last preprocessing token comprising the argument is deleted. Otherwise, the original spelling of each preprocessing token in the argument is retained in the character string literal, except for special handling for producing the spelling of string literals and character

¹³⁵⁾ Since, by macro-replacement time, all character literals and string literals are preprocessing tokens, not sequences possibly containing identifier-like subsequences (see 2.1.1.2, translation phases), they are never scanned for macro names or parameters.

literals: a `\` character is inserted before each `"` and `\` character of a character literal or string literal (including the delimiting `"` characters). If the replacement that results is not a valid character string literal, the behavior is undefined. The order of evaluation of `#` and `##` operators is unspecified.

16.3.3 The ## operator

[cpp.concat]

- 1 A `##` preprocessing token shall not occur at the beginning or at the end of a replacement list for either form of macro definition.
- 2 If, in the replacement list, a parameter is immediately preceded or followed by a `##` preprocessing token, the parameter is replaced by the corresponding argument's preprocessing token sequence.
- 3 For both object-like and function-like macro invocations, before the replacement list is reexamined for more macro names to replace, each instance of a `##` preprocessing token in the replacement list (not from an argument) is deleted and the preceding preprocessing token is concatenated with the following preprocessing token. If the result is not a valid preprocessing token, the behavior is undefined. The resulting token is available for further macro replacement. The order of evaluation of `##` operators is unspecified.

16.3.4 Rescanning and further replacement

[cpp.rescan]

- 1 After all parameters in the replacement list have been substituted, the resulting preprocessing token sequence is rescanned with all subsequent preprocessing tokens of the source file for more macro names to replace.
- 2 If the name of the macro being replaced is found during this scan of the replacement list (not including the rest of the source file's preprocessing tokens), it is not replaced. Further, if any nested replacements encounter the name of the macro being replaced, it is not replaced. These nonreplaced macro name preprocessing tokens are no longer available for further replacement even if they are later (re)examined in contexts in which that macro name preprocessing token would otherwise have been replaced.
- 3 The resulting completely macro-replaced preprocessing token sequence is not processed as a preprocessing directive even if it resembles one.

16.3.5 Scope of macro definitions

[cpp.scope]

- 1 A macro definition lasts (independent of block structure) until a corresponding `#undef` directive is encountered or (if none is encountered) until the end of the translation unit.

- 2 A preprocessing directive of the form

```
# undef identifier new-line
```

causes the specified identifier no longer to be defined as a macro name. It is ignored if the specified identifier is not currently defined as a macro name.

- 3 [Note: The simplest use of this facility is to define a "manifest constant," as in

```
#define TABSIZE 100
int table[TABSIZE];
```

- 4 The following defines a function-like macro whose value is the maximum of its arguments. It has the advantages of working for any compatible types of the arguments and of generating in-line code without the overhead of function calling. It has the disadvantages of evaluating one or the other of its arguments a second time (including side effects) and generating more code than a function if invoked several times. It also cannot have its address taken, as it has none.

```
#define max(a, b) ((a) > (b) ? (a) : (b))
```

The parentheses ensure that the arguments and the resulting expression are bound properly.

5 To illustrate the rules for redefinition and reexamination, the sequence

```
#define x      3
#define f(a) f(x * (a))
#undef x
#define x      2
#define g      f
#define z      z[0]
#define h      g(~
#define m(a) a(w)
#define w      0,1
#define t(a) a

f(y+1) + f(f(z)) % t(t(g)(0) + t)(1);
g(x+(3,4)-w) | h 5) & m
    (f)^m(m);
```

results in

```
f(2 * (y+1)) + f(2 * (f(2 * (z[0]))) % f(2 * (0)) + t(1);
f(2 * (2+(3,4)-0,1)) | f(2 * (~5)) & f(2 * (0,1))^m(0,1);
```

6 To illustrate the rules for creating character string literals and concatenating tokens, the sequence

```
#define str(s)      # s
#define xstr(s)     str(s)
#define debug(s, t) printf("x" # s "= %d, x" # t "= %s", \
                          x ## s, x ## t)

#define INCFIL(n)  vers ## n /* from previous #include example */
#define glue(a, b) a ## b
#define xglue(a, b) glue(a, b)
#define HIGHLOW   "hello"
#define LOW        LOW ", world"

debug(1, 2);
fputs(str(strncmp("abc\0d", "abc", '\4') /* this goes away */
      == 0) str(: @\n), s);
#include xstr(INCFIL(2).h)
glue(HIGH, LOW);
xglue(HIGH, LOW)
```

results in

```
printf("x" "1" "= %d, x" "2" "= %s", x1, x2);
fputs("strncmp(\"abc\0d\", \"abc\", '\4') == 0" " : @\n", s);
#include "vers2.h"      (after macro replacement, before file access)
"hello";
"hello" ", world"
```

or, after concatenation of the character string literals,

```
printf("x1= %d, x2= %s", x1, x2);
fputs("strncmp(\"abc\0d\", \"abc\", '\4') == 0: @\n", s);
#include "vers2.h"      (after macro replacement, before file access)
"hello";
"hello, world"
```

Space around the # and ## tokens in the macro definition is optional.

7 And finally, to demonstrate the redefinition rules, the following sequence is valid.

```

#define OBJ_LIKE      (1-1)
#define OBJ_LIKE      /* white space */ (1-1) /* other */
#define FTN_LIKE(a)   ( a )
#define FTN_LIKE( a )(          /* note the white space */ \
                               a /* other stuff on this line
                               */ )

```

But the following redefinitions are invalid:

```

#define OBJ_LIKE      (0)      /* different token sequence */
#define OBJ_LIKE      (1 - 1) /* different white space */
#define FTN_LIKE(b)   ( a )    /* different parameter usage */
#define FTN_LIKE(b)   ( b )    /* different parameter spelling */

```

—end note]

16.4 Line control

[cpp.line]

- 1 The string literal of a `#line` directive, if present, shall be a character string literal.
- 2 The *line number* of the current source line is one greater than the number of new-line characters read or introduced in translation phase 1 (2.1) while processing the source file to the current token.

- 3 A preprocessing directive of the form

```
# line digit-sequence new-line
```

causes the implementation to behave as if the following sequence of source lines begins with a source line that has a line number as specified by the digit sequence (interpreted as a decimal integer). If the digit sequence specifies zero or a number greater than 32767, the behavior is undefined.

- 4 A preprocessing directive of the form

```
# line digit-sequence "s-char-sequenceopt" new-line
```

sets the line number similarly and changes the presumed name of the source file to be the contents of the character string literal.

- 5 A preprocessing directive of the form

```
# line pp-tokens new-line
```

(that does not match one of the two previous forms) is permitted. The preprocessing tokens after `line` on the directive are processed just as in normal text (each identifier currently defined as a macro name is replaced by its replacement list of preprocessing tokens). If the directive resulting after all replacements does not match one of the two previous forms, the behavior is undefined; otherwise, the result is processed as appropriate.

16.5 Error directive

[cpp.error]

- 1 A preprocessing directive of the form

```
# error pp-tokensopt new-line
```

causes the implementation to produce a diagnostic message that includes the specified sequence of preprocessing tokens, and renders the program ill-formed.

16.6 Pragma directive

[cpp.pragma]

- 1 A preprocessing directive of the form

```
# pragma pp-tokensopt new-line
```

causes the implementation to behave in an implementation-defined manner. Any pragma that is not recognized by the implementation is ignored.

16.7 Null directive**[cpp.null]**

- 1 A preprocessing directive of the form

```
# new-line
```

has no effect.

16.8 Predefined macro names**[cpp.predefined]**

- 1 The following macro names shall be defined by the implementation:

__LINE__ The line number of the current source line (a decimal constant).

__FILE__ The presumed name of the source file (a character string literal).

__DATE__ The date of translation of the source file (a character string literal of the form "Mmm dd yyyy", where the names of the months are the same as those generated by the `asctime` function, and the first character of `dd` is a space character if the value is less than 10). If the date of translation is not available, an implementation-defined valid date is supplied.

__TIME__ The time of translation of the source file (a character string literal of the form "hh:mm:ss" as in the time generated by the `asctime` function). If the time of translation is not available, an implementation-defined valid time is supplied.

__STDC__ Whether __STDC__ is predefined and if so, what its value is, are implementation-defined.

__cplusplus The name __cplusplus is defined to the value 199711L when compiling a C++ translation unit.¹³⁶⁾

- 2 The values of the predefined macros (except for __LINE__ and __FILE__) remain constant throughout the translation unit.
- 3 If any of the pre-defined macro names in this subclause, or the identifier `defined`, is the subject of a `#define` or a `#undef` preprocessing directive, the behavior is undefined.

¹³⁶⁾ It is intended that future versions of this standard will replace the value of this macro with a greater value. Non-conforming compilers should use a value with at most five decimal digits.

17 Library introduction

[lib.library]

- 1 This clause describes the contents of the *C++ Standard library*, how a well-formed C++ program makes use of the library, and how a conforming implementation may provide the entities in the library.
- 2 The C++ Standard library provides an extensible framework, and contains components for: language support, diagnostics, general utilities, strings, locales, containers, iterators, algorithms, numerics, and input/output. The language support components are required by certain parts of the C++ language, such as memory allocation (5.3.4, 5.3.5) and exception processing (15).
- 3 The general utilities include components used by other library elements, such as a predefined storage allocator for dynamic storage management (3.7.3). The diagnostics components provide a consistent framework for reporting errors in a C++ program, including predefined exception classes.
- 4 The strings components provide support for manipulating text represented as sequences of type `char`, sequences of type `wchar_t`, or sequences of any other “character-like” type. The localization components extend internationalization support for such text processing.
- 5 The containers, iterators, and algorithms provide a C++ program with access to a subset of the most widely used algorithms and data structures.
- 6 Numeric algorithms and the complex number components extend support for numeric processing. The `valarray` components provide support for *n*-at-a-time processing, potentially implemented as parallel operations on platforms that support such processing.
- 7 The `iostreams` components are the primary mechanism for C++ program input/output. They can be used with other elements of the library, particularly strings, locales, and iterators.
- 8 This library also makes available the facilities of the Standard C library, suitably adjusted to ensure static type safety.
- 9 The following subclauses describe the definitions (17.1), and method of description (17.2) for the library. Clause 17.3 and Clauses 18 through 27 specify the contents of the library, and library requirements and constraints on both well-formed C++ programs and conforming implementations.

17.1 Definitions

[lib.definitions]

- **comparison function:** An operator function (13.5) for any of the equality (5.10) or relational (5.9) operators.
- **component:** A group of library entities directly related as members, parameters, or return types. For example, the class template `basic_string` and the non-member template functions that operate on strings are referred to as the *string component*.
- **default behavior:** A description of *replacement function* and *handler function* semantics. Any specific behavior provided by the implementation, within the scope of the *required behavior*.
- **handler function:** A *non-reserved function* whose definition may be provided by a C++ program. A C++ program may designate a handler function at various points in its execution, by supplying a pointer to the function when calling any of the library functions that install handler functions (18).
- **modifier function:** A class member function (9.3), other than constructors, assignment, or destructor, that alters the state of an object of the class.

- **object state:** The current value of all nonstatic class members of an object (9.2). The state of an object can be obtained by using one or more *observer functions*
- **observer function:** A class member function (9.3) that accesses the state of an object of the class, but does not alter that state. Observer functions are specified as `const` member functions (9.3.2).
- **replacement function:** A non-*reserved function* whose definition is provided by a C++ program. Only one definition for such a function is in effect for the duration of the program's execution, as the result of creating the program (2.1) and resolving the definitions of all translation units (3.5).
- **required behavior:** A description of *replacement function* and *handler function* semantics, applicable to both the behavior provided by the implementation and the behavior that shall be provided by any function definition in the program. If a function defined in a C++ program fails to meet the required behavior when it executes, the behavior is undefined.
- **reserved function:** A function, specified as part of the C++ Standard library, that must be defined by the implementation. If a C++ program provides a definition for any reserved function, the results are undefined. Clause 1.4 defines additional terms used elsewhere in this International Standard.

17.2 Method of description (Informative)**[lib.description]**

- 1 Clause 17.2 describes the conventions used to describe the C++ Standard library. It describes the structures of the normative Clauses 18 through 27 (17.2.1), and other editorial conventions (17.2.2).

17.2.1 Structure of each subclause**[lib.structure]**

- 1 Subclause 17.3.1 provides a summary of the C++ Standard library's contents. Other Library clauses provide detailed specifications for each of the components in the library, as shown in Table 10:

Table 10—Library Categories

Clause	Category
18	Language support
19	Diagnostics
20	General utilities
21	Strings
22	Localization
23	Containers
24	Iterators
25	Algorithms
26	Numerics
27	Input/output

- 2 Each Library clause contains the following elements, as applicable:¹³⁷⁾
- Summary
 - Requirements
 - Detailed specifications
 - References to the Standard C library

¹³⁷⁾ To save space, items that do not apply to a clause are omitted. For example, if a clause does not specify any requirements, there will be no "Requirements" subclause.

17.2.1.1 Summary**[lib.structure.summary]**

1 The Summary provides a synopsis of the category, and introduces the first-level subclauses. Each subclause also provides a summary, listing the headers specified in the subclause and the library entities provided in each header.

2 Paragraphs labelled “Note(s):” or “Example(s):” are informative, other paragraphs are normative.

3 The summary and the detailed specifications are presented in the order:

- Macros
- Values
- Types
- Classes
- Functions
- Objects

17.2.1.2 Requirements**[lib.structure.requirements]**

1 The library can be extended by a C++ program. Each clause, as applicable, describes the requirements that such extensions must meet. Such extensions are generally one of the following:

- Template arguments
- Derived classes
- Containers, iterators, and/or algorithms that meet an interface convention

2 The string and iostreams components use an explicit representation of operations required of template arguments. They use a template class name `char_traits` to define these constraints.

3 Interface convention requirements are stated as generally as possible. Instead of stating “class X has to define a member function `operator++()`,” the interface requires “for any object `x` of class X, `++x` is defined.” That is, whether the operator is a member is unspecified.

4 Requirements are stated in terms of well-defined expressions, which define valid terms of the types that satisfy the requirements. For every set of requirements there is a table that specifies an initial set of the valid expressions and their semantics (20.1.5, 23.1, 24.1). Any generic algorithm (25) that uses the requirements is described in terms of the valid expressions for its formal type parameters.

5 Template argument requirements are sometimes referenced by name. See 17.2.2.1.

6 In some cases the semantic requirements are presented as C++ code. Such code is intended as a specification of equivalence of a construct to another construct, not necessarily as the way the construct must be implemented.¹³⁸⁾

17.2.1.3 Specifications**[lib.structure.specifications]**

1 The detailed specifications each contain the following elements:¹³⁹⁾

- Name and brief description
- Synopsis (class definition or function prototype, as appropriate)
- Restrictions on template arguments, if any
- Description of class invariants

¹³⁸⁾ Although in some cases the code given is unambiguously the optimum implementation.

¹³⁹⁾ The form of these specifications was designed to follow the conventions established by existing C++ library vendors.

- Description of function semantics
- 2 Descriptions of class member functions follow the order (as appropriate):¹⁴⁰⁾
 - Constructor(s) and destructor
 - Copying & assignment functions
 - Comparison functions
 - Modifier functions
 - Observer functions
 - Operators and other non-member functions
- 3 Descriptions of function semantics contain the following elements (as appropriate):¹⁴¹⁾
 - **Requires:** the preconditions for calling the function
 - **Effects:** the actions performed by the function
 - **Postconditions:** the observable results established by the function
 - **Returns:** a description of the value(s) returned by the function
 - **Throws:** any exceptions thrown by the function, and the conditions that would cause the exception
 - **Complexity:** the time and/or space complexity of the function
- 4 For non-reserved replacement and handler functions, Clause 18 specifies two behaviors for the functions in question: their required and default behavior. The *default behavior* describes a function definition provided by the implementation. The *required behavior* describes the semantics of a function definition provided by either the implementation or a C++ program. Where no distinction is explicitly made in the description, the behavior described is the required behavior.
- 5 Complexity requirements specified in the library clauses are upper bounds, and implementations that provide better complexity guarantees satisfy the requirements.

17.2.1.4 C Library

[lib.structure.see.also]

- 1 Paragraphs labelled “SEE ALSO:” contain cross-references to the relevant portions of this Standard and the ISO C standard, which is incorporated into this Standard by reference.

17.2.2 Other conventions

[lib.conventions]

- 1 This subclause describes several editorial conventions used to describe the contents of the C++ Standard library. These conventions are for describing implementation-defined types (17.2.2.1), and member functions (17.2.2.2).

17.2.2.1 Type descriptions

[lib.type.descriptions]

- 1 The Requirements subclauses may describe names that are used to specify constraints on template arguments.¹⁴²⁾ These names are used in Clauses 20, 23, 25, and 26 to describe the types that may be supplied as arguments by a C++ program when instantiating template components from the library.

¹⁴⁰⁾ To save space, items that do not apply to a class are omitted. For example, if a class does not specify any comparison functions, there will be no “Comparison functions” subclause.

¹⁴¹⁾ To save space, items that do not apply to a function are omitted. For example, if a function does not specify any preconditions, there will be no “Requires” paragraph.

¹⁴²⁾ Examples from 20.1 include: `EqualityComparable`, `LessThanComparable`, `CopyConstructable`, etc. Examples from 24.1 include: `InputIterator`, `ForwardIterator`, `Function`, `Predicate`, etc.

- 2 Certain types defined in Clause 27 are used to describe implementation-defined types. They are based on other types, but with added constraints.

17.2.2.1.1 Enumerated types

[lib.enumerated.types]

- 1 Several types defined in Clause 27 are *enumerated types*. Each enumerated type may be implemented as an enumeration or as a synonym for an enumeration.¹⁴³⁾

- 2 The enumerated type *enumerated* can be written:

```
enum enumerated { V0, V1, V2, V3, .....};

static const enumerated C0(V0);
static const enumerated C1(V1);
static const enumerated C2(V2);
static const enumerated C3(V3);
.....
```

- 3 Here, the names *C0*, *C1*, etc. represent *enumerated elements* for this particular enumerated type. All such elements have distinct values.

17.2.2.1.2 Bitmask types

[lib.bitmask.types]

- 1 Several types defined in Clause 27 are *bitmask types*. Each bitmask type can be implemented as an enumerated type that overloads certain operators, as an integer type, or as a *bitset* (23.3.5).

- 2 The bitmask type *bitmask* can be written:

```
enum bitmask {
    V0 = 1 << 0, V1 = 1 << 1, V2 = 1 << 2, V3 = 1 << 3, .....
};

static const bitmask C0(V0);
static const bitmask C1(V1);
static const bitmask C2(V2);
static const bitmask C3(V3);
.....
```

```
bitmask& operator&=(bitmask& X, bitmask Y)      { X = bitmask(X & Y); return X; }
bitmask& operator|=(bitmask& X, bitmask Y)      { X = bitmask(X | Y); return X; }
bitmask& operator^=(bitmask& X, bitmask Y)      { X = bitmask(X ^ Y); return X; }
bitmask operator& (bitmask X, bitmask Y)        { return bitmask(X & Y); }
bitmask operator| (bitmask X, bitmask Y)        { return bitmask(X | Y); }
bitmask operator^ (bitmask X, bitmask Y)        { return bitmask(X ^ Y); }
bitmask operator~ (bitmask X)                   { return (bitmask)~X; }
```

- 3 Here, the names *C0*, *C1*, etc. represent *bitmask elements* for this particular bitmask type. All such elements have distinct values such that, for any pair *C_i* and *C_j*, *C_i* & *C_i* is nonzero and *C_i* & *C_j* is zero.

- 4 The following terms apply to objects and values of bitmask types:

- To *set* a value *Y* in an object *X* is to evaluate the expression $X |= Y$.
- To *clear* a value *Y* in an object *X* is to evaluate the expression $X \&= \sim Y$.
- The value *Y* is *set* in the object *X* if the expression $X \& Y$ is nonzero.

¹⁴³⁾Such as an integer type, with constant integer values (3.9.1).

17.2.2.1.3 Character sequences**[lib.character.seq]**

1 The Standard C library makes widespread use of characters and character sequences that follow a few uniform conventions:

- A *letter* is any of the 26 lowercase or 26 uppercase letters in the basic execution character set.¹⁴⁴⁾
- The *decimal-point character* is the (single-byte) character used by functions that convert between a (single-byte) character sequence and a value of one of the floating-point types. It is used in the character sequence to denote the beginning of a fractional part. It is represented in Clauses 18 through 27 by a period, ' . ', which is also its value in the "C" locale, but may change during program execution by a call to `setlocale(int, const char*)`,¹⁴⁵⁾ or by a change to a `locale` object, as described in Clauses 22.1 and 27.
- A *character sequence* is an array object (8.3.4) A that can be declared as $T A[N]$, where T is any of the types `char`, `unsigned char`, or `signed char` (3.9.1), optionally qualified by any combination of `const` or `volatile`. The initial elements of the array have defined contents up to and including an element determined by some predicate. A character sequence can be designated by a pointer value S that points to its first element.

17.2.2.1.3.1 Byte strings**[lib.byte.strings]**

1 A *null-terminated byte string*, or *NTBS*, is a character sequence whose highest-addressed element with defined content has the value zero (the *terminating null* character).¹⁴⁶⁾

2 The *length of an NTBS* is the number of elements that precede the terminating null character. An *empty NTBS* has a length of zero.

3 The *value of an NTBS* is the sequence of values of the elements up to and including the terminating null character.

4 A *static NTBS* is an NTBS with static storage duration.¹⁴⁷⁾

17.2.2.1.3.2 Multibyte strings**[lib.multibyte.strings]**

1 A *null-terminated multibyte string*, or *NTMBS*, is an NTBS that constitutes a sequence of valid multibyte characters, beginning and ending in the initial shift state.¹⁴⁸⁾

2 A *static NTMBS* is an NTMBS with static storage duration.

17.2.2.1.3.3 Wide-character sequences**[lib.wide.characters]**

1 A *wide-character sequence* is an array object (8.3.4) A that can be declared as $T A[N]$, where T is type `wchar_t` (`_basic.fundamental_`), optionally qualified by any combination of `const` or `volatile`. The initial elements of the array have defined contents up to and including an element determined by some predicate. A character sequence can be designated by a pointer value S that designates its first element.

2 A *null-terminated wide-character string*, or *NTWCS*, is a wide-character sequence whose highest-addressed element with defined content has the value zero.¹⁴⁹⁾

3 The *length of an NTWCS* is the number of elements that precede the terminating null wide character. An *empty NTWCS* has a length of zero.

¹⁴⁴⁾ Note that this definition differs from the definition in ISO C subclause 7.1.1.

¹⁴⁵⁾ declared in `<locale>` (22.3).

¹⁴⁶⁾ Many of the objects manipulated by function signatures declared in `<cstring>` (21.4) are character sequences or NTBSs. The size of some of these character sequences is limited by a length value, maintained separately from the character sequence.

¹⁴⁷⁾ A string literal, such as `"abc"`, is a static NTBS.

¹⁴⁸⁾ An NTBS that contains characters only from the basic execution character set is also an NTMBS. Each multibyte character then consists of a single byte.

¹⁴⁹⁾ Many of the objects manipulated by function signatures declared in `<wchar>` are wide-character sequences or NTWCSs.

4 The *value of an NTWCS* is the sequence of values of the elements up to and including the terminating null character.

5 A *static NTWCS* is an NTWCS with static storage duration.¹⁵⁰⁾

17.2.2.2 Functions within classes

[lib.functions.within.classes]

1 For the sake of exposition, Clauses 18 through 27 do not describe copy constructors, assignment operators, or (non-virtual) destructors with the same apparent semantics as those that can be generated by default (12.1, 12.4, 12.8).

2 It is unspecified whether the implementation provides explicit definitions for such member function signatures, or for virtual destructors that can be generated by default.

17.2.2.3 Private members

[lib.objects.within.classes]

1 Clauses 18 through 27 do not specify the representation of classes, and intentionally omit specification of class members (9.2). An implementation may define static or non-static class members, or both, as needed to implement the semantics of the member functions specified in Clauses 18 through 27.

2 Objects of certain classes are sometimes required by the external specifications of their classes to store data, apparently in member objects. For the sake of exposition, some subclasses provide representative declarations, and semantic requirements, for private member objects of classes that meet the external specifications of the classes. The declarations for such member objects and the definitions of related member types are enclosed in a comment that ends with *exposition only*, as in:

```
//      streambuf* sb;  exposition only
```

3 Any alternate implementation that provides equivalent external behavior is equally acceptable.

17.3 Library-wide requirements

[lib.requirements]

1 This subclause specifies requirements that apply to the entire C++ Standard library. Clauses 18 through 27 specify the requirements of individual entities within the library.

2 The following subclauses describe the library's contents and organization (17.3.1), how well-formed C++ programs gain access to library entities (17.3.2), constraints on such programs (17.3.3), and constraints on conforming implementations (17.3.4).

17.3.1 Library contents and organization

[lib.organization]

1 This subclause provides a summary of the entities defined in the C++ Standard library. Subclause 17.3.1.1 provides an alphabetical listing of entities by type, while subclause 17.3.1.2 provides an alphabetical listing of library headers.

17.3.1.1 Library contents

[lib.contents]

1 The C++ Standard library provides definitions for the following types of entities: Macros, Values, Types, Templates, Classes, Functions, Objects.

2 All library entities except `macros`, `operator new` and `operator delete` are defined within the namespace `std` or namespaces nested within namespace `std`.

¹⁵⁰⁾ A wide string literal, such as `L"abc"`, is a static NTWCS.

17.3.1.2 Headers**[lib.headers]**

- 1 The elements of the C++ Standard library are declared or defined (as appropriate) in a *header*.¹⁵¹⁾
- 2 The C++ Standard library provides 32 C++ *headers*, as shown in Table 11:

Table 11—C++ Library Headers

<algorithm>	<iomanip>	<list>	<ostream>	<streambuf>
<bitset>	<ios>	<locale>	<queue>	<string>
<complex>	<iosfwd>	<map>	<set>	<typeinfo>
<deque>	<iostream>	<memory>	<sstream>	<utility>
<exception>	<istream>	<new>	<stack>	<valarray>
<fstream>	<iterator>	<numeric>	<stdexcept>	<vector>
<functional>	<limits>			

- 3 The facilities of the Standard C Library are provided in 18 additional headers, as shown in Table 12:

Table 12—C++ Headers for C Library Facilities

<cassert>	<ciso646>	<csetjmp>	<cstdio>	<ctime>
<cctype>	<climits>	<csignal>	<cstdlib>	<cwchar>
<cerrno>	<clocale>	<cstdarg>	<cstring>	<cwctype>
<cfloat>	<cmath>	<cstddef>		

- 4 Except as noted in Clauses 18 through 27, the contents of each header *cname* shall be the same as that of the corresponding header *name.h*, as specified in ISO/IEC 9899:1990 Programming Languages C (Clause 7), or ISO/IEC:1990 Programming Languages—C AMENDMENT 1: C Integrity, (Clause 7), as appropriate, as if by inclusion. In the C++ Standard library, however, the declarations and definitions (except for names which are defined as macros in C) are within namespace scope (3.3.5) of the namespace `std`.
- 5 Names which are defined as macros in C shall be defined as macros in the C++ Standard library, even if license is granted in C for implementation as functions. [*Note*: the names defined as macros in C include the following: `assert`, `errno`, `offsetof`, `setjmp`, `va_arg`, `va_end`, and `va_start`. —*end note*]
- 6 Names that are defined as functions in C shall be defined as functions in the C++ Standard library.¹⁵²⁾
- 7 Subclause D.5, Standard C library headers, describes the effects of using the *name.h* (C header) form in a C++ program.¹⁵³⁾

17.3.1.3 Freestanding implementations**[lib.compliance]**

- 1 Two kinds of implementations are defined: *hosted* and *freestanding* (1.3). For a hosted implementation, this International Standard describes the set of available headers.
- 2 A freestanding implementation has an implementation-defined set of headers. This set shall include at least the following headers, as shown in Table 13:

¹⁵¹⁾ A header is not necessarily a source file, nor are the sequences delimited by < and > in header names necessarily valid source file names (16.2).

¹⁵²⁾ This disallows the practice, allowed in C, of providing a "masking macro" in addition to the function prototype. The only way to achieve equivalent "inline" behavior in C++ is to provide a definition as an extern inline function.

¹⁵³⁾ The ".h" headers dump all their names into the global namespace, whereas the newer forms keep their names in namespace `std`. Therefore, the newer forms are the preferred forms for all uses except for C++ programs which are intended to be strictly compatible with C.

Table 13—C++ Headers for Freestanding Implementations

Subclause	Header(s)
18.1 Types	<cstdlib>
18.2 Implementation properties	<limits>
18.3 Start and termination	<stdlib>
18.4 Dynamic memory management	<new>
18.5 Type identification	<typeinfo>
18.6 Exception handling	<exception>
18.7 Other runtime support	<stdarg>

- 3 The supplied version of the header <stdlib> shall declare at least the functions `abort()`, `atexit()`, and `exit()` (18.3).

17.3.2 Using the library**[lib.using]**

- 1 This subclause describes how a C++ program gains access to the facilities of the C++ Standard library. Subclause 17.3.2.1 describes effects during translation phase 4, while subclause 17.3.2.2 describes effects during phase 8 (2.1).

17.3.2.1 Headers**[lib.using.headers]**

- 1 The entities in the C++ Standard library are defined in headers, whose contents are made available to a translation unit when it contains the appropriate `#include` preprocessing directive (16.2).
- 2 A translation unit may include library headers in any order (2). Each may be included more than once, with no effect different from being included exactly once, except that the effect of including either <cassert> or <assert.h> depends each time on the lexically current definition of `NDEBUG`.¹⁵⁴⁾
- 3 A translation unit shall include a header only outside of any external declaration or definition, and shall include the header lexically before the first reference to any of the entities it declares or first defines in that translation unit.

17.3.2.2 Linkage**[lib.using.linkage]**

- 1 Entities in the C++ Standard library have external linkage (3.5). Unless otherwise specified, objects and functions have the default `extern "C++"` linkage (7.5).
- 2 It is unspecified whether a name from the Standard C library declared with external linkage has either `extern "C"` or `extern "C++"` linkage.¹⁵⁵⁾
- 3 Objects and functions defined in the library and required by a C++ program are included in the program prior to program startup.

SEE ALSO: replacement functions (17.3.3.4), run-time changes (17.3.3.5).

¹⁵⁴⁾ This is the same as the Standard C library.

¹⁵⁵⁾ The only reliable way to declare an object or function signature from the Standard C library is by including the header that declares it, notwithstanding the latitude granted in subclause 7.1.7 of the C Standard.

17.3.3 Constraints on programs**[lib.constraints]**

- 1 This subclause describes restrictions on C++ programs that use the facilities of the C++ Standard library. The following subclauses specify constraints on the program's namespace (17.3.3.1), its use of headers (17.3.3.2), classes derived from standard library classes (17.3.3.3), definitions of replacement functions (17.3.3.4), and installation of handler functions during execution (17.3.3.5).

17.3.3.1 Reserved names**[lib.reserved.names]**

- 1 It is undefined for a C++ program to add declarations or definitions to namespace `std` or namespaces within namespace `std` unless otherwise specified. A program may add template specializations for any standard library template to namespace `std`. Such a specialization (complete or partial) of a standard library template results in undefined behaviour unless the declaration depends on a user-defined name of external linkage and unless the specialization meets the standard library requirements for the original template.¹⁵⁶⁾
- 2 The C++ Standard library reserves the following kinds of names:
- Macros
 - Global names
 - Names with external linkage

- 3 If the program declares or defines a name in a context where it is reserved, other than as explicitly allowed by this clause, the behavior is undefined.

17.3.3.1.1 Macro names**[lib.macro.names]**

- 1 Each name defined as a macro in a header is reserved to the implementation for any use if the translation unit includes the header.¹⁵⁷⁾
- 2 A translation unit that includes a header shall not contain any macros that define names declared or defined in that header. Nor shall such a translation unit define macros for names lexically identical to keywords.

17.3.3.1.2 Global names**[lib.global.names]**

- 1 Certain sets of names and function signatures are always reserved to the implementation:
- Each name that begins with an underscore and either an uppercase letter or another underscore (2.11) is reserved to the implementation for any use.
 - Each name that begins with an underscore is reserved to the implementation for use as a name with file scope or within the namespace `std` in the ordinary name space.

17.3.3.1.3 External linkage**[lib.extern.names]**

- 1 Each name declared as an object with external linkage in a header is reserved to the implementation to designate that library object with external linkage.¹⁵⁸⁾
- 2 Each global function signature declared with external linkage in a header is reserved to the implementation to designate that function signature with external linkage.¹⁵⁹⁾

¹⁵⁶⁾ Any library code that instantiates other library templates must be prepared to work adequately with any user-supplied specialization that meets the minimum requirements of the Standard.

¹⁵⁷⁾ It is not permissible to remove a library macro definition by using the `#undef` directive.

¹⁵⁸⁾ The list of such reserved names includes `errno`, declared or defined in `<cerrno>`.

¹⁵⁹⁾ The list of such reserved function signatures with external linkage includes `setjmp(jmp_buf)`, declared or defined in `<setjmp>`, and `va_end(va_list)`, declared or defined in `<cstdarg>`.

- 3 Each name having two consecutive underscores (2.11) is reserved to the implementation for use as a name with both `extern "C"` and `extern "C++"` linkage.
- 4 Each name from the Standard C library declared with external linkage is reserved to the implementation for use as a name with `extern "C"` linkage.
- 5 Each function signature from the Standard C library declared with external linkage is reserved to the implementation for use as a function signature with both `extern "C"` and `extern "C++"` linkage.¹⁶⁰⁾

17.3.3.2 Headers**[lib.alt.headers]**

- 1 If a file with a name equivalent to the derived file name for one of the C++ Standard library headers is not provided as part of the implementation, and a file with that name is placed in any of the standard places for a source file to be included (16.2), the behavior is undefined.

17.3.3.3 Derived classes**[lib.derived.classes]**

- 1 Virtual member function signatures defined for a base class in the C++ Standard library may be overridden in a derived class defined in the program (10.3).

17.3.3.4 Replacement functions**[lib.replacement.functions]**

- 1 Clauses 18 through 27 describe the behavior of numerous functions defined by the C++ Standard library. Under some circumstances, however, certain of these function descriptions also apply to replacement functions defined in the program (17.1).

- 2 A C++ program may provide the definition for any of eight dynamic memory allocation function signatures declared in header `<new>` (3.7.3, 18):

- `operator new(size_t)`
- `operator new(size_t, std::nothrow_t&)`
- `operator new[](size_t)`
- `operator new[](size_t, std::nothrow_t&)`
- `operator delete(void*)`
- `operator delete(void*, std::nothrow_t&)`
- `operator delete[](void*)`
- `operator delete[](void*, std::nothrow_t&)`

- 3 The program's definitions are used instead of the default versions supplied by the implementation (8.4). Such replacement occurs prior to program startup (3.2, 3.6).

17.3.3.5 Handler functions**[lib.handler.functions]**

- 1 The C++ Standard library provides default versions of the three handler functions (18):

- `new_handler`
- `unexpected_handler`
- `terminate_handler`

- 2 A C++ program may install different handler functions during execution, by supplying a pointer to a function defined in the program or the library as an argument to (respectively):

¹⁶⁰⁾ The function signatures declared in `<wchar>` and `<wctype>` are always reserved, notwithstanding the restrictions imposed in subclause 4.5.1 of Amendment 1 to the C Standard for these headers.

- `set_new_handler`
- `set_unexpected`
- `set_terminate`

SEE ALSO: subclauses 18.4.2, Storage allocation errors, and 18.6, Exception handling.

17.3.3.6 Other functions

[lib.res.on.functions]

- 1 In certain cases (replacement functions, handler functions, operations on types used to instantiate standard library template components), the C++ Standard library depends on components supplied by a C++ program. If these components do not meet their requirements, the Standard places no requirements on the implementation.
- 2 In particular, the effects are undefined in the following cases:
 - for replacement functions (18.4.1), if the installed replacement function does not implement the semantics of the applicable **Required behavior** paragraph.
 - for handler functions (18.4.2.2, 18.6.3.1, 18.6.2.2), if the installed handler function does not implement the semantics of the applicable **Required behavior** paragraph
 - for types used as template arguments when instantiating a template component, if the operations on the type do not implement the semantics of the applicable **Requirements** subclause (20.1.5, 23.1, 24.1, 26.1).
 - if any of these functions or operations throws an exception, unless specifically allowed in the applicable **Required behavior** paragraph.

17.3.3.7 Function arguments

[lib.res.on.arguments]

- 1 Each of the following statements applies to all arguments to functions defined in the C++ Standard library, unless explicitly stated otherwise.
 - If an argument to a function has an invalid value (such as a value outside the domain of the function, or a pointer invalid for its intended use), the behavior is undefined.
 - If a function argument is described as being an array, the pointer actually passed to the function shall have a value such that all address computations and accesses to objects (that would be valid if the pointer did point to the first element of such an array) are in fact valid.

17.3.3.8 Required paragraph

[lib.res.on.required]

- 1 Violation of the preconditions specified in a function's **Required behavior** paragraph results in undefined behavior unless the function's **Throws** paragraph specifies throwing an exception when the precondition is violated.

17.3.4 Conforming implementations

[lib.conforming]

- 1 This subclause describes the constraints upon, and latitude of, implementations of the C++ Standard library. The following subclauses describe an implementation's use of headers (17.3.4.1), macros (17.3.4.2), global functions (17.3.4.3), member functions (17.3.4.4), reentrancy (17.3.4.5), access specifiers (17.3.4.6), class derivation (17.3.4.7), and exceptions (17.3.4.8).

17.3.4.1 Headers

[lib.res.on.headers]

- 1 A C++ header may include other C++ headers.¹⁶¹⁾

¹⁶¹⁾ C++ headers must include a C++ header that contains any needed definition (3.2).

2 Certain types and macros are defined in more than one header. For such an entity, a second or subsequent header that also defines it may be included after the header that provides its initial definition (3.2).

3 Header inclusion is limited as follows:

- The C headers (.h form, described in Annex D, D.5) shall include only their corresponding C++ header, as described above (17.3.1.2).

17.3.4.2 Restrictions on macro definitions

[lib.res.on.macro.definitions]

1 The names or global function signatures described in subclause 17.3.1.1 are reserved to the implementation.

2 All object-like macros defined by the Standard C library and described in this clause as expanding to integral constant expressions are also suitable for use in `#if` preprocessing directives, unless explicitly stated otherwise.

17.3.4.3 Global functions

[lib.global.functions]

1 It is unspecified whether any global functions in the C++ Standard library are defined as `inline` (7.1.2).

2 A call to a global function signature described in Clauses 18 through 27 behaves the same as if the implementation declares no additional global function signatures.¹⁶²⁾

3 A global function cannot be declared by the implementation as taking additional default arguments.

17.3.4.4 Member functions

[lib.member.functions]

1 It is unspecified whether any member functions in the C++ Standard library are defined as `inline` (7.1.2).

2 An implementation can declare additional non-virtual member function signatures within a class:

- by adding arguments with default values to a member function signature;¹⁶³⁾ The same latitude does *not* extend to the implementation of virtual or global functions, however.
- by replacing a member function signature with default values by two or more member function signatures with equivalent behavior;
- by adding a member function signature for a member function name.

3 A call to a member function signature described in the C++ Standard library behaves the same as if the implementation declares no additional member function signatures.¹⁶⁴⁾

4 Throughout the C++ Library clauses (17 through 27), whenever a template member function is declared with one or more default arguments, this is to be understood as specifying a set of two or more overloaded template member functions. The version with the most parameters defines the interface; the versions with fewer parameters are to be understood as functions with fewer parameters, in which the corresponding default argument is substituted in-place. [Example: From 23.3.3.1:

```
explicit set(const Compare &comp = Compare(),
            const Allocator& = Allocator());
```

This declaration is to be understood as a shorthand for the following three declarations:

```
explicit set(const Compare& comp, const Allocator&);
explicit set(const Compare& comp);
explicit set();
```

In the second and third declarations, the default values `Allocator()` and `Compare()` are used in place

¹⁶²⁾ A valid C++ program always calls the expected library global function. An implementation may also define additional global functions that would otherwise not be called by a valid C++ program.

¹⁶³⁾ Hence, taking the address of a member function has an unspecified type.

¹⁶⁴⁾ A valid C++ program always calls the expected library member function, or one with equivalent behavior. An implementation may also define additional member functions that would otherwise not be called by a valid C++ program.

of the missing explicit function parameters. —*end example*]

17.3.4.5 Reentrancy

[lib.reentrancy]

- 1 Which of the functions in the C++ Standard Library are not *reentrant subroutines* is implementation-defined.

17.3.4.6 Protection within classes

[lib.protection.within.classes]

- 1 It is unspecified whether a function signature or class described in Clauses 18 through 27 is a *friend* of another class in the C++ Standard Library.

17.3.4.7 Derived classes

[lib.derivation]

It is unspecified whether a class in the C++ Standard Library is itself derived from other classes (with names reserved to the implementation).

- 1 Certain classes defined in the C++ Standard Library are derived from other classes in the C++ Standard library:

— It is unspecified whether a class described in the C++ Standard Library as derived from another class is derived from that class directly, or through other classes (with names reserved to the implementation) that are derived from the specified base class.

- 2 In any case:

— A base class described as `virtual` is always virtual;

— A base class described as `non-virtual` is never virtual;

— Unless explicitly stated otherwise, types with distinct names are distinct types.¹⁶⁵⁾

17.3.4.8 Restrictions on exception handling

[lib.res.on.exception.handling]

- 1 Any of the functions defined in the C++ Standard library can report a failure by throwing an exception of the type(s) described in their **Throws:** paragraph and/or their *exception-specification* (15.4). An implementation may strengthen the *exception-specification* for a function by removing listed exceptions.¹⁶⁶⁾

- 2 None of the functions from the Standard C library shall report an error by throwing an exception,¹⁶⁷⁾ unless it calls a program-supplied function that throws an exception.¹⁶⁸⁾

- 3 Any of the functions defined in the C++ Standard library that do not have an *exception-specification* may throw implementation-defined exceptions.¹⁶⁹⁾ An implementation may strengthen this implicit *exception-specification* by adding an explicit one.¹⁷⁰⁾

¹⁶⁵⁾ An implicit exception to this rule are types described as synonyms for basic integral types, such as `size_t` (18.1) and `streamoff` (27.4.1).

¹⁶⁶⁾ That is, an implementation of the function will have an explicit *exception-specification* that lists fewer exceptions than those specified in this International Standard. It may not, however, change the types of exceptions listed in the *exception-specification* from those specified, nor add others.

¹⁶⁷⁾ That is, the C library functions all have a `throw()` *exception-specification*. This allows implementations to make performance optimizations based on the absence of exceptions at runtime.

¹⁶⁸⁾ The functions `qsort()` and `bsearch()` (25.4) meet this condition.

¹⁶⁹⁾ In particular, they can report a failure to allocate storage by throwing an exception of type `bad_alloc`, or a class derived from `bad_alloc` (18.4.2.1). Library implementations are encouraged (but not required) to report errors by throwing exceptions from (or derived from) the standard exception classes (18.4.2.1, 18.6, 19.1).

¹⁷⁰⁾ That is, an implementation may provide an explicit *exception-specification* that defines the subset of “any” exceptions thrown by that function. This implies that the implementation may list implementation-defined types in such an *exception-specification*.

18 Language support library [lib.language.support]

- 1 This clause describes the function signatures that are called implicitly, and the types of objects generated implicitly, during the execution of some C++ programs. It also describes the headers that declare these function signatures and define any related types.
- 2 The following subclasses describe common type definitions used throughout the library, characteristics of the predefined types, functions supporting start and termination of a C++ program, support for dynamic memory management, support for dynamic type identification, support for exception processing, and other runtime support, as summarized in Table 14:

Table 14—Language support library summary

Subclause	Header(s)
18.1 Types	<cstddef>
18.2 Implementation properties	<limits>
	<climits>
	<cfloat>
18.3 Start and termination	<cstdlib>
18.4 Dynamic memory management	<new>
18.5 Type identification	<typeinfo>
18.6 Exception handling	<exception>
18.7 Other runtime support	<cstdarg>
	<setjmp>
	<ctime>
	<signal>
	<stdlib>

18.1 Types

[lib.support.types]

- 1 Common definitions.
- 2 Header <cstddef> (Table 15):

Table 15—Header <cstddef> synopsis

Kind	Name(s)
Macros:	NULL offsetof
Types:	ptrdiff_t size_t

- 3 The contents are the same as the Standard C library header <stddef.h>, with the following changes:
- 4 The macro NULL is an implementation-defined C++ null-pointer constant in this International Standard (4.10).¹⁷¹⁾

¹⁷¹⁾ Possible definitions include 0 and 0L, but not (void*)0.

- 5 The macro `offsetof` accepts a restricted set of *type* arguments in this International Standard. *type* shall be a POD structure or a POD union (9).

SEE ALSO: subclause 5.3.3, `sizeof`, subclause 5.7, Additive operators, subclause 12.5, Free store, and ISO C subclause 7.1.6.

18.2 Implementation properties

[lib.support.limits]

- 1 The headers `<limits>`, `<climits>`, and `<float>` supply characteristics of implementation-dependent fundamental types (3.9.1).

18.2.1 Numeric limits

[lib.limits]

- 1 The `numeric_limits` component provides a C++ program with information about various properties of the implementation's representation of the fundamental types.
- 2 Specializations shall be provided for each fundamental type, both floating point and integer, including `bool`. The member `is_specialized` shall be true for all such specializations of `numeric_limits`.
- 3 For all members declared `static const` in the `numeric_limits` template, specializations shall define these values in such a way that they are usable as integral constant expressions.
- 4 Non-fundamental types, such as `complex<T>` (26.2.2), shall not have specializations.

Header `<limits>` synopsis

```
namespace std {
    template<class T> class numeric_limits;
    enum float_round_style;

    class numeric_limits<bool>;

    class numeric_limits<char>;
    class numeric_limits<signed char>;
    class numeric_limits<unsigned char>;
    class numeric_limits<wchar_t>;

    class numeric_limits<short>;
    class numeric_limits<int>;
    class numeric_limits<long>;
    class numeric_limits<unsigned short>;
    class numeric_limits<unsigned int>;
    class numeric_limits<unsigned long>;

    class numeric_limits<float>;
    class numeric_limits<double>;
    class numeric_limits<long double>;
}
```

18.2.1.1 Template class `numeric_limits`

[lib.numeric.limits]

```
namespace std {
    template<class T> class numeric_limits {
    public:
        static const bool is_specialized = false;
        static T min() throw();
        static T max() throw();
    };
}
```


Template class `numeric_limits`

```

static const int  digits = 0;
static const int  digits10 = 0;
static const bool is_signed = false;
static const bool is_integer = false;
static const bool is_exact = false;
static const int  radix = 0;
static T epsilon() throw();
static T round_error() throw();

static const int  min_exponent = 0;
static const int  min_exponent10 = 0;
static const int  max_exponent = 0;
static const int  max_exponent10 = 0;

static const bool has_infinity = false;
static const bool has_quiet_NaN = false;
static const bool has_signaling_NaN = false;
static const bool has_denorm = false;
static const bool has_denorm_loss = false;
static T infinity() throw();
static T quiet_NaN() throw();
static T signaling_NaN() throw();
static T denorm_min() throw();

static const bool is_iec559 = false;
static const bool is_bounded = false;
static const bool is_modulo = false;

static const bool traps = false;
static const bool tinyness_before = false;
static const float_round_style round_style = round_toward_zero;
};
}

```

- 1 The member `is_specialized` makes it possible to distinguish between fundamental types, which have specializations, and non-scalar types, which do not.
- 2 The default `numeric_limits<T>` template shall have all members, but with 0 or false values.

18.2.1.2 `numeric_limits` members

[lib.numeric.limits.members]

```
static T min() throw();
```

- 1 Minimum finite value.¹⁷²⁾
- 2 For floating types with denormalization, returns the minimum positive normalized value.
- 3 Meaningful for all specializations in which `is_bounded != false`, or `is_bounded == false && is_signed == false`.

```
static T max() throw();
```

- 4 Maximum finite value.¹⁷³⁾
- 5 Meaningful for all specializations in which `is_bounded != false`.

```
static const int  digits;
```

¹⁷²⁾ Equivalent to `CHAR_MIN`, `SHRT_MIN`, `FLT_MIN`, `DBL_MIN`, etc.

¹⁷³⁾ Equivalent to `CHAR_MAX`, `SHRT_MAX`, `FLT_MAX`, `DBL_MAX`, etc.

- 6 Number of radix digits which can be represented without change.
- 7 For built-in integer types, the number of non-sign bits in the representation.
- 8 For floating point types, the number of radix digits in the mantissa.¹⁷⁴⁾
`static const int digits10;`
- 9 Number of base 10 digits which can be represented without change.¹⁷⁵⁾
- 10 Meaningful for all specializations in which `is_bounded != false`.
`static const bool is_signed;`
- 11 True if the type is signed.
- 12 Meaningful for all specializations.
`static const bool is_integer;`
- 13 True if the type is integer.
- 14 Meaningful for all specializations.
`static const bool is_exact;`
- 15 True if the type uses an exact representation. All integer types are exact, but not all exact types are integer. For example, rational and fixed-exponent representations are exact but not integer.
- 16 Meaningful for all specializations.
`static const int radix;`
- 17 For floating types, specifies the base or radix of the exponent representation (often 2).¹⁷⁶⁾
- 18 For integer types, specifies the base of the representation.¹⁷⁷⁾
- 19 Meaningful for all specializations.
`static T epsilon() throw();`
- 20 Machine epsilon: the difference between 1 and the least value greater than 1 that is representable.¹⁷⁸⁾
- 21 Meaningful for all floating point types.
`static T round_error() throw();`
- 22 Measure of the maximum rounding error.¹⁷⁹⁾
`static const int min_exponent;`
- 23 Minimum negative integer such that `radix` raised to the power of one less than that integer is a normalized floating point number.¹⁸⁰⁾

¹⁷⁴⁾ Equivalent to `FLT_MANT_DIG`, `DBL_MANT_DIG`, `LDBL_MANT_DIG`.

¹⁷⁵⁾ Equivalent to `FLT_DIG`, `DBL_DIG`, `LDBL_DIG`.

¹⁷⁶⁾ Equivalent to `FLT_RADIX`.

¹⁷⁷⁾ Distinguishes types with bases other than 2 (e.g. BCD).

¹⁷⁸⁾ Equivalent to `FLT_EPSILON`, `DBL_EPSILON`, `LDBL_EPSILON`.

¹⁷⁹⁾ Rounding error is described in ISO/IEC 10967-1 Language independent arithmetic – Part 1 Section 5.2.8 and Annex A Rationale Section A.5.2.8 – Rounding constants.

¹⁸⁰⁾ Equivalent to `FLT_MIN_EXP`, `DBL_MIN_EXP`, `LDBL_MIN_EXP`.

- 24 Meaningful for all floating point types.
`static const int min_exponent10;`
- 25 Minimum negative integer such that 10 raised to that power is in the range of normalized floating point numbers.¹⁸¹⁾
- 26 Meaningful for all floating point types.
`static const int max_exponent;`
- 27 Maximum positive integer such that `radix` raised to the power one less than that integer is a representable finite floating point number.¹⁸²⁾
- 28 Meaningful for all floating point types.
`static const int max_exponent10;`
- 29 Maximum positive integer such that 10 raised to that power is in the range of representable finite floating point numbers.¹⁸³⁾
- 30 Meaningful for all floating point types.
`static const bool has_infinity;`
- 31 True if the type has a representation for positive infinity.
- 32 Meaningful for all floating point types.
- 33 Shall be `true` for all specializations in which `is_iec559 != false`.
`static const bool has_quiet_NaN;`
- 34 True if the type has a representation for a quiet (non-signaling) “Not a Number.”¹⁸⁴⁾
- 35 Meaningful for all floating point types.
- 36 Shall be `true` for all specializations in which `is_iec559 != false`.
`static const bool has_signaling_NaN;`
- 37 True if the type has a representation for a signaling “Not a Number.”¹⁸⁵⁾
- 38 Meaningful for all floating point types.
- 39 Shall be `true` for all specializations in which `is_iec559 != false`.
`static const bool has_denorm;`
- 40 True if the type allows denormalized values (variable number of exponent bits).¹⁸⁶⁾
- 41 Meaningful for all floating point types.
`static const bool has_denorm_loss;`
- 42 True if loss of accuracy is detected as a denormalization loss, rather than as an inexact result.¹⁸⁷⁾

¹⁸¹⁾ Equivalent to `FLT_MIN_10_EXP`, `DBL_MIN_10_EXP`, `LDBL_MIN_10_EXP`.

¹⁸²⁾ Equivalent to `FLT_MAX_EXP`, `DBL_MAX_EXP`, `LDBL_MAX_EXP`.

¹⁸³⁾ Equivalent to `FLT_MAX_10_EXP`, `DBL_MAX_10_EXP`, `LDBL_MAX_10_EXP`.

¹⁸⁴⁾ Required by LIA-1.

¹⁸⁵⁾ Required by LIA-1.

¹⁸⁶⁾ Required by LIA-1.

¹⁸⁷⁾ See IEC 559.

```
static T infinity() throw();
```

43 Representation of positive infinity, if available.¹⁸⁸⁾

44 Meaningful for all specializations for which `has_infinity != false`. Required in specializations for which `is_iec559 != false`.

```
static T quiet_NaN() throw();
```

45 Representation of a quiet “Not a Number,” if available.¹⁸⁹⁾

46 Meaningful for all specializations for which `has_quiet_NaN != false`. Required in specializations for which `is_iec559 != false`.

```
static T signaling_NaN() throw();
```

47 Representation of a signaling “Not a Number,” if available.¹⁹⁰⁾

48 Meaningful for all specializations for which `has_signaling_NaN != false`. Required in specializations for which `is_iec559 != false`.

```
static T denorm_min() throw();
```

49 Minimum positive denormalized value.¹⁹¹⁾

50 Meaningful for all floating point types.

51 In specializations for which `has_denorm == false`, returns the minimum positive normalized value.

```
static const bool is_iec559;
```

52 True if and only if the type adheres to IEC 559 standard.¹⁹²⁾

53 Meaningful for all floating point types.

```
static const bool is_bounded;
```

54 True if the set of values representable by the type is finite.¹⁹³⁾ All built-in types are bounded, this member would be false for arbitrary precision types.

55 Meaningful for all specializations.

```
static const bool is_modulo;
```

56 True if the type is modulo.¹⁹⁴⁾ A type is modulo if it is possible to add two positive numbers and have a result which wraps around to a third number which is less.

57 Generally, this is `false` for floating types, `true` for unsigned integers, and `true` for signed integers on most machines.

58 Meaningful for all specializations.

```
static const bool traps;
```

¹⁸⁸⁾ Required by LIA-1.

¹⁸⁹⁾ Required by LIA-1.

¹⁹⁰⁾ Required by LIA-1.

¹⁹¹⁾ Required by LIA-1.

¹⁹²⁾ International Electrotechnical Commission standard 559 is the same as IEEE 754.

¹⁹³⁾ Required by LIA-1.

¹⁹⁴⁾ Required by LIA-1.

59 true if trapping is implemented for the type.¹⁹⁵⁾

60 Meaningful for all specializations.

```
static const bool tinyness_before;
```

61 true if tinyness is detected before rounding.¹⁹⁶⁾

62 Meaningful for all floating point types.

```
static const float_round_style round_style;
```

63 The rounding style for the type.¹⁹⁷⁾

64 Meaningful for all floating point types. Specializations for integer types shall return `round_toward_zero`.

18.2.1.3 Type `float_round_style`

[lib.round.style]

```
namespace std {
  enum float_round_style {
    round_indeterminate      = -1,
    round_toward_zero       = 0,
    round_to_nearest        = 1,
    round_toward_infinity   = 2,
    round_toward_neg_infinity = 3
  };
}
```

1 The rounding mode for floating point arithmetic is characterized by the values:

- `round_indeterminate` if the rounding style is indeterminable
- `round_toward_zero` if the rounding style is toward zero
- `round_to_nearest` if the rounding style is to the nearest representable value
- `round_toward_infinity` if the rounding style is toward infinity
- `round_toward_neg_infinity` if the rounding style is toward negative infinity

18.2.1.4 `numeric_limits` specializations

[lib.numeric.special]

1 All members shall be provided for all specializations. However, many values are only required to be meaningful under certain conditions (for example, `epsilon()` is only meaningful if `is_integer` is false). Any value which is not “meaningful” shall be set to 0 or false.

2 [Example:

```
namespace std {
  class numeric_limits<float> {
  public:
    static const bool is_specialized = true;

    inline static float min() throw() { return 1.17549435E-38F; }
    inline static float max() throw() { return 3.40282347E+38F; }
  };
}
```

¹⁹⁵⁾ Required by LIA-1.

¹⁹⁶⁾ Refer to IEC 559. Required by LIA-1.

¹⁹⁷⁾ Equivalent to FLT_ROUND. Required by LIA-1.

```

static const int digits    = 24;
static const int digits10 = 6;

static const bool is_signed = true;
static const bool is_integer = false;
static const bool is_exact  = false;

static const int radix = 2;
inline static float epsilon() throw() { return 1.19209290E-07F; }
inline static float round_error() throw() { return 0.5F; }

static const int min_exponent    = -125;
static const int min_exponent10 = - 37;
static const int max_exponent    = +128;
static const int max_exponent10 = + 38;

static const bool has_infinity      = true;
static const bool has_quiet_NaN     = true;
static const bool has_signaling_NaN = true;
static const bool has_denorm        = false;
static const bool has_denorm_loss   = false;

inline static float infinity()      throw() { return ...; }
inline static float quiet_NaN()     throw() { return ...; }
inline static float signaling_NaN() throw() { return ...; }
inline static float denorm_min()    throw() { return min(); }

static const bool is_iec559 = true;
static const bool is_bounded = true;
static const bool is_modulo = false;
static const bool traps      = true;
static const bool tinyness_before = true;

static const float_round_style round_style = round_to_nearest;
};
}

```

—end example]

18.2.2 C Library

[lib.c.limits]

1 Header <climits> (Table 16):

Table 16—Header <climits> synopsis

Type	Name(s)				
Values:					
CHAR_BIT	INT_MAX	LONG_MIN	SCHAR_MIN	UCHAR_MAX	USHRT_MAX
CHAR_MAX	INT_MIN	MB_LEN_MAX	SHRT_MAX	UINT_MAX	
CHAR_MIN	LONG_MAX	SCHAR_MAX	SHRT_MIN	ULONG_MAX	

2 The contents are the same as the Standard C library header <limits.h>.

3 Header <cfloat> (Table 17):

Table 17—Header <float> synopsis

Type		Name(s)	
Values:			
DBL_DIG	DBL_MIN_EXP	FLT_MIN_10_EXP	LDBL_MAX_10_EXP
DBL_EPSILON	FLT_DIG	FLT_MIN_EXP	LDBL_MAX_EXP
DBL_MANT_DIG	FLT_EPSILON	FLT_RADIX	LDBL_MIN
DBL_MAX	FLT_MANT_DIG	FLT_ROUNDS	LDBL_MIN_10_EXP
DBL_MAX_10_EXP	FLT_MAX	LDBL_DIG	LDBL_MIN_EXP
DBL_MAX_EXP	FLT_MAX_10_EXP	LDBL_EPSILON	
DBL_MIN	FLT_MAX_EXP	LDBL_MANT_DIG	
DBL_MIN_10_EXP	FLT_MIN	LDBL_MAX	

4 The contents are the same as the Standard C library header <float.h>.

SEE ALSO: ISO C subclause 7.1.5, 5.2.4.2.2, 5.2.4.2.1.

18.3 Start and termination

[lib.support.start.term]

1 Header <cstdlib> (partial), Table 18:

Table 18—Header <cstdlib> synopsis

Type	Name(s)		
Macros:	EXIT_FAILURE	EXIT_SUCCESS	
Functions:	abort	atexit	exit

2 The contents are the same as the Standard C library header <stdlib.h>, with the following changes:

`atexit(void (*f)(void))`

3 The function `atexit()`, has additional behavior in this International Standard:

— For the execution of a function registered with `atexit`, if control leaves the function because it provides no handler for a thrown exception, `terminate()` is called (18.6.3.3).

`exit(int status)`

4 The function `exit()` has additional behavior in this International Standard:

— First, objects with static storage duration are destroyed and functions registered by calling `atexit` are called. Objects with static storage duration are destroyed in the reverse order of the completion of their constructor. (Automatic objects are not destroyed as a result of calling `exit()`.)¹⁹⁸⁾ Functions registered with `atexit` are called in the reverse order of their registration.¹⁹⁹⁾ A function registered with `atexit` before an object `obj1` of static storage duration is initialized will not be called until `obj1`'s destruction has completed. A function registered with `atexit` after an object `obj2` of static storage duration is initialized will be called before `obj2`'s destruction starts.

— Next, all open C streams (as mediated by the function signatures declared in <stdio>) with unwritten buffered data are flushed, all open C streams are closed, and all files created by calling `tmpfile()`

¹⁹⁸⁾ Objects with automatic storage duration are all destroyed in a program whose function `main()` contains no automatic objects and executes the call to `exit()`. Control can be transferred directly to such a `main()` by throwing an exception that is caught in `main()`.

¹⁹⁹⁾ A function is called for every time it is registered.

are removed.²⁰⁰⁾

— Finally, control is returned to the host environment. If *status* is zero or `EXIT_SUCCESS`, an implementation-defined form of the status *successful termination* is returned. If *status* is `EXIT_FAILURE`, an implementation-defined form of the status *unsuccessful termination* is returned. Otherwise the status returned is implementation-defined.²⁰¹⁾

5 The function `exit()` never returns to its caller.

SEE ALSO: subclauses 3.6, 3.6.3, ISO C subclause 7.10.4.

18.4 Dynamic memory management

[lib.support.dynamic]

1 The header `<new>` defines several functions that manage the allocation of dynamic storage in a program. It also defines components for reporting storage management errors.

Header `<new>` synopsis

```
namespace std {
    class bad_alloc;
    struct nothrow_t {};
    extern const nothrow_t nothrow;
    typedef void (*new_handler)();
    new_handler set_new_handler(new_handler new_p) throw();
}

void* operator new(std::size_t size) throw(std::bad_alloc);
void* operator new(std::size_t size, const std::nothrow_t&) throw();
void operator delete(void* ptr) throw();
void operator delete(void* ptr, const std::nothrow_t&) throw();
void* operator new[](std::size_t size) throw(std::bad_alloc);
void* operator new[](std::size_t size, const std::nothrow_t&) throw();
void operator delete[](void* ptr) throw();
void operator delete[](void* ptr, const std::nothrow_t&) throw();

void* operator new (std::size_t size, void* ptr) throw();
void* operator new[](std::size_t size, void* ptr) throw();
void operator delete (void* ptr, void*) throw();
void operator delete[](void* ptr, void*) throw();
```

SEE ALSO: subclauses 1.6, 3.7.3, 5.3.4, 5.3.5, 12.5, 20.4.

18.4.1 Storage allocation and deallocation

[lib.new.delete]

18.4.1.1 Single-object forms

[lib.new.delete.single]

```
void* operator new(std::size_t size) throw(bad_alloc);
```

1 **Effects:** The *allocation function* (3.7.3.1) called by a *new-expression* (5.3.4) to allocate *size* bytes of storage suitably aligned to represent any object of that size.

2 **Replaceable:** a C++ program may define a function with this function signature that displaces the default version defined by the C++ Standard library.

3 **Required behavior:** Return a pointer to dynamically allocated storage (3.7.3), or else throw a `bad_alloc` exception.

²⁰⁰⁾ Any C streams associated with `cin`, `cout`, etc (27.3) are flushed and closed when static objects are destroyed in the previous phase. The function `tmpfile()` is declared in `<cstdio>`.

²⁰¹⁾ The macros `EXIT_FAILURE` and `EXIT_SUCCESS` are defined in `<cstdlib>`.

4 **Default behavior:**

- Executes a loop: Within the loop, the function first attempts to allocate the requested storage. Whether the attempt involves a call to the Standard C library function `malloc` is unspecified.
- Returns a pointer to the allocated storage if the attempt is successful. Otherwise, if the last argument to `set_new_handler()` was a null pointer, throw `bad_alloc`.
- Otherwise, the function calls the current *new_handler* (18.4.2.2). If the called function returns, the loop repeats.
- The loop terminates when an attempt to allocate the requested storage is successful or when a called *new_handler* function does not return.

```
void* operator new(std::size_t size, const std::nothrow_t&) throw();
```

5 **Effects:** Same as above, except that it is called by a placement version of a *new-expression* when a C++ program prefers a null pointer result as an error indication, instead of a `bad_alloc` exception.

6 **Replaceable:** a C++ program may define a function with this function signature that displaces the default version defined by the C++ Standard library.

7 **Required behavior:** Return a pointer to dynamically allocated storage (3.7.3), or else return a null pointer. This `nothrow` version of `operator new` returns a pointer obtained as if acquired from the ordinary version. This requirement is binding on a replacement version of this function.

8 **Default behavior:**

- Executes a loop: Within the loop, the function first attempts to allocate the requested storage. Whether the attempt involves a call to the Standard C library function `malloc` is unspecified.
- Returns a pointer to the allocated storage if the attempt is successful. Otherwise, if the last argument to `set_new_handler()` was a null pointer, return a null pointer.
- Otherwise, the function calls the current *new_handler* (18.4.2.2). If the called function returns, the loop repeats.
- The loop terminates when an attempt to allocate the requested storage is successful or when a called *new_handler* function does not return. If the called *new_handler* function terminates by throwing a `bad_alloc` exception, the function returns a null pointer.

9 [Example:

```
T* p1 = new T;           // throws bad_alloc if it fails
T* p2 = new(nothrow) T; // returns 0 if it fails
```

—end example]

```
void operator delete(void* ptr) throw();
void operator delete(void* ptr, const std::nothrow_t&) throw();
```

10 **Effects:** The *deallocation function* (3.7.3.2) called by a *delete-expression* to render the value of *ptr* invalid.

11 **Replaceable:** a C++ program may define a function with this function signature that displaces the default version defined by the C++ Standard library.

12 **Required behavior:** accept a value of *ptr* that is null or that was returned by an earlier call to the default `operator new(std::size_t)` or `operator new(std::size_t, const std::nothrow_t&)`.

13 **Default behavior:**

- For a null value of *ptr*, do nothing.
- Any other value of *ptr* shall be a value returned earlier by a call to the default `operator new`, which was not invalidated by an intervening call to `operator delete(void*)` (17.3.3.7). For such a non-null value of *ptr*, reclaims storage allocated by the earlier call to the default `operator new`.

- 14 **Notes:** It is unspecified under what conditions part or all of such reclaimed storage is allocated by a subsequent call to `operator new` or any of `calloc`, `malloc`, or `realloc`, declared in `<cstdlib>`.

18.4.1.2 Array forms

[lib.new.delete.array]

```
void* operator new[](std::size_t size) throw(bad_alloc);
```

- 1 **Effects:** The *allocation function* (3.7.3.1) called by the array form of a *new-expression* (5.3.4) to allocate *size* bytes of storage suitably aligned to represent any array object of that size or smaller.²⁰²⁾

- 2 **Replaceable:** a C++ program can define a function with this function signature that displaces the default version defined by the C++ Standard library.

- 3 **Required behavior:** Same as for `operator new(std::size_t)`. This `nothrow` version of `operator new[]` returns a pointer obtained as if acquired from the ordinary version. This requirement is binding on a replacement version of this function.

- 4 **Default behavior:** Returns `operator new(size)`.

```
void* operator new[](std::size_t size, const std::nothrow_t&) throw();
```

- 5 **Effects:** Same as above, except that it is called by a placement version of a *new-expression* when a C++ program prefers a null pointer result as an error indication, instead of a `bad_alloc` exception.

- 6 **Replaceable:** a C++ program can define a function with this function signature that displaces the default version defined by the C++ Standard library.

- 7 **Required behavior:** Same as for `operator new(std::size_t, const std::nothrow_t&)`.

- 8 **Default behavior:** Returns `operator new(size, nothrow)`.

```
void operator delete[](void* ptr) throw();
```

```
void operator delete[](void* ptr, const std::nothrow_t&) throw();
```

- 9 **Effects:** The *deallocation function* (3.7.3.2) called by the array form of a *delete-expression* to render the value of *ptr* invalid.

- 10 **Replaceable:** a C++ program can define a function with this function signature that displaces the default version defined by the C++ Standard library.

- 11 **Required behavior:** accept a value of *ptr* that is null or that was returned by an earlier call to `operator new[](std::size_t)` or `operator new[](std::size_t, const std::nothrow_t&)`.

- 12 **Default behavior:**

— For a null value of *ptr*, does nothing.

— Any other value of *ptr* shall be a value returned earlier by a call to the default `operator new[](std::size_t)`.²⁰³⁾ For such a non-null value of *ptr*, reclaims storage allocated by the earlier call to the default `operator new[]`.

- 13 It is unspecified under what conditions part or all of such reclaimed storage is allocated by a subsequent call to `operator new` or any of `calloc`, `malloc`, or `realloc`, declared in `<cstdlib>`.

18.4.1.3 Placement forms

[lib.new.delete.placement]

- 1 These functions are reserved, a C++ program may not define functions that displace the versions in the Standard C++ library (17.3.3).

```
void* operator new(std::size_t size, void* ptr) throw();
```

²⁰²⁾ It is not the direct responsibility of `operator new[](std::size_t)` or `operator delete[](void*)` to note the repetition count or element size of the array. Those operations are performed elsewhere in the array `new` and `delete` expressions. The array `new` expression, may, however, increase the *size* argument to `operator new[](std::size_t)` to obtain space to store supplemental information.

²⁰³⁾ The value must not have been invalidated by an intervening call to `operator delete[](void*)` (17.3.3.7).

2 **Returns:** *ptr*.

3 **Notes:** Intentionally performs no other action.

4 [*Example:* This can be useful for constructing an object at a known address:

```
char place[sizeof(Something)];
Something* p = new (place) Something();
```

—*end example*]

```
void* operator new[](std::size_t size, void* ptr) throw();
```

5 **Returns:** *ptr*.

6 **Notes:** Intentionally performs no other action.

```
void operator delete(void* ptr, void*) throw();
```

7 **Effects:** Intentionally performs no action.

8 **Notes:** Default function called for a placement delete expression. Complements default placement new.

```
void operator delete[](void* ptr, void*) throw();
```

9 **Effects:** Intentionally performs no action.

10 **Notes:** Default function called for a placement array delete expression. Complements default placement new[].

18.4.2 Storage allocation errors

[lib.alloc.errors]

18.4.2.1 Class bad_alloc

[lib.bad.alloc]

```
namespace std {
  class bad_alloc : public exception {
  public:
    bad_alloc() throw();
    bad_alloc(const bad_alloc&) throw();
    bad_alloc& operator=(const bad_alloc&) throw();
    virtual ~bad_alloc() throw();
    virtual const char* what() const throw();
  };
}
```

1 The class `bad_alloc` defines the type of objects thrown as exceptions by the implementation to report a failure to allocate storage.

```
bad_alloc() throw();
```

2 **Effects:** Constructs an object of class `bad_alloc`.

```
bad_alloc(const bad_alloc&) throw();
bad_alloc& operator=(const bad_alloc&) throw();
```

3 **Effects:** Copies an object of class `bad_alloc`.

4 **Notes:** The result of calling `what()` on the newly constructed object is implementation-defined.

```
virtual const char* what() const throw();
```

5 **Returns:** An implementation-defined value.

18.4.2.2 Type new_handler

[lib.new.handler]

```
typedef void (*new_handler)();
```

1 The type of a *handler function* to be called by `operator new()` or `operator new[]()` (18.4.1) when they cannot satisfy a request for additional storage.

2 **Required behavior:** A `new_handler` shall perform one of the following:

- make more storage available for allocation and then return;
- throw an exception of type `bad_alloc` or a class derived from `bad_alloc`;
- call either `abort()` or `exit()`;

3 **Default behavior:** The implementation's default `new_handler` throws an exception of type `bad_alloc`.

18.4.2.3 `set_new_handler`

[lib.set.new.handler]

```
new_handler set_new_handler(new_handler new_p) throw();
```

1 **Effects:** Establishes the function designated by `new_p` as the current `new_handler`.

2 **Returns:** the previous `new_handler`.

18.5 Type identification

[lib.support.rtti]

1 The header `<typeinfo>` defines a type associated with type information generated by the implementation. It also defines two types for reporting dynamic type identification errors.

Header `<typeinfo>` synopsis

```
namespace std {
    class type_info;
    class bad_cast;
    class bad_typeid;
}
```

SEE ALSO: subclauses 5.2.7, 5.2.8.

18.5.1 Class `type_info`

[lib.type.info]

```
namespace std {
    class type_info {
    public:
        virtual ~type_info();
        bool operator==(const type_info& rhs) const;
        bool operator!=(const type_info& rhs) const;
        bool before(const type_info& rhs) const;
        const char* name() const;
    private:
        type_info(const type_info& rhs);
        type_info& operator=(const type_info& rhs);
    };
}
```

1 The class `type_info` describes type information generated by the implementation. Objects of this class effectively store a pointer to a name for the type, and an encoded value suitable for comparing two types for equality or collating order. The names, encoding rule, and collating sequence for types are all unspecified and may differ between programs.

```
bool operator==(const type_info& rhs) const;
```

2 **Effects:** Compares the current object with `rhs`.

3 **Returns:** `true` if the two values describe the same type.

```
bool operator!=(const type_info& rhs) const;
```

4 **Returns:** `!(*this == rhs)`.

```
bool before(const type_info& rhs) const;
```

- 5 **Effects:** Compares the current object with *rhs*.
 6 **Returns:** true if **this* precedes *rhs* in the implementation's collation order.

```
const char* name() const;
```

- 7 **Returns:** an implementation-defined value.
 8 **Notes:** The message may be a null-terminated multibyte string (17.2.2.1.3.2), suitable for conversion and display as a *wstring* (21.2, 22.2.1.5)

```
type_info(const type_info& rhs);
type_info& operator=(const type_info& rhs);
```

- 9 **Effects:** Copies a `type_info` object.
 10 **Notes:** Since the copy constructor and assignment operator for `type_info` are private to the class, objects of this type cannot be copied.

18.5.2 Class `bad_cast`

[lib.bad.cast]

```
namespace std {
  class bad_cast : public exception {
  public:
    bad_cast() throw();
    bad_cast(const bad_cast&) throw();
    bad_cast& operator=(const bad_cast&) throw();
    virtual ~bad_cast() throw();
    virtual const char* what() const throw();
  };
}
```

- 1 The class `bad_cast` defines the type of objects thrown as exceptions by the implementation to report the execution of an invalid *dynamic-cast* expression (5.2.7).

```
bad_cast() throw();
```

- 2 **Effects:** Constructs an object of class `bad_cast`.

```
bad_cast(const bad_cast&) throw();
bad_cast& operator=(const bad_cast&) throw();
```

- 3 **Effects:** Copies an object of class `bad_cast`.

- 4 **Notes:** The result of calling `what()` on the newly constructed object is implementation-defined.

```
virtual const char* what() const throw();
```

- 5 **Returns:** An implementation-defined value.

- 6 **Notes:** The message may be a null-terminated multibyte string (17.2.2.1.3.2), suitable for conversion and display as a *wstring* (21.2, 22.2.1.5)

18.5.3 Class `bad_typeid`

[lib.bad.typeid]

```
namespace std {
  class bad_typeid : public exception {
  public:
    bad_typeid() throw();
    bad_typeid(const bad_typeid&) throw();
    bad_typeid& operator=(const bad_typeid&) throw();
    virtual ~bad_typeid() throw();
    virtual const char* what() const throw();
  };
}
```

- 1 The class `bad_typeid` defines the type of objects thrown as exceptions by the implementation to report a null pointer in a *typeid* expression (5.2.8).

```
bad_typeid() throw();
```

- 2 **Effects:** Constructs an object of class `bad_typeid`.

```
bad_typeid(const bad_typeid&) throw();
bad_typeid& operator=(const bad_typeid&) throw();
```

- 3 **Effects:** Copies an object of class `bad_typeid`.

- 4 **Notes:** The result of calling `what()` on the newly constructed object is implementation-defined.

```
virtual const char* what() const throw();
```

- 5 **Returns:** An implementation-defined value.

- 6 **Notes:** The message may be a null-terminated multibyte string (17.2.2.1.3.2), suitable for conversion and display as a `wstring` (21.2, 22.2.1.5)

18.6 Exception handling

[lib.support.exception]

- 1 The header `<exception>` defines several types and functions related to the handling of exceptions in a C++ program.

Header `<exception>` synopsis

```
namespace std {
    class exception;
    class bad_exception;

    typedef void (*unexpected_handler)();
    unexpected_handler set_unexpected(unexpected_handler f) throw();
    void unexpected();

    typedef void (*terminate_handler)();
    terminate_handler set_terminate(terminate_handler f) throw();
    void terminate();

    bool uncaught_exception();
}
```

SEE ALSO: subclause 15.5.

18.6.1 Class `exception`

[lib.exception]

```
namespace std {
    class exception {
    public:
        exception() throw();
        exception(const exception&) throw();
        exception& operator=(const exception&) throw();
        virtual ~exception() throw();
        virtual const char* what() const throw();
    };
}
```

- 1 The class `exception` defines the base class for the types of objects thrown as exceptions by C++ Standard library components, and certain expressions, to report errors detected during program execution.

```
exception() throw();
```

- 2 **Effects:** Constructs an object of class `exception`.

- 3 **Notes:** Does not throw any exceptions.

```
exception(const exception&) throw();
exception& operator=(const exception&) throw();
```

4 **Effects:** Copies an `exception` object.

5 **Notes:** The effects of calling `what()` after assignment are implementation-defined.

```
virtual ~exception() throw();
```

6 **Effects:** Destroys an object of class `exception`.

7 **Notes:** Does not throw any exceptions.

```
virtual const char* what() const throw();
```

8 **Returns:** An implementation-defined NTBS.

9 **Notes:** The message may be a null-terminated multibyte string (17.2.2.1.3.2), suitable for conversion and display as a `wstring` (21.2, 22.2.1.5)

18.6.2 Violating *exception-specifications*

[lib.exception.unexpected]

18.6.2.1 Class `bad_exception`

[lib.bad.exception]

```
namespace std {
  class bad_exception : public exception {
  public:
    bad_exception() throw();
    bad_exception(const bad_exception&) throw();
    bad_exception& operator=(const bad_exception&) throw();
    virtual ~bad_exception() throw();
    virtual const char* what() const throw();
  };
}
```

1 The class `bad_exception` defines the type of objects thrown as described in (15.5.2).

```
bad_exception() throw();
```

2 **Effects:** Constructs an object of class `bad_exception`.

```
bad_exception(const bad_exception&) throw();
bad_exception& operator=(const bad_exception&) throw();
```

3 **Effects:** Copies an object of class `bad_exception`.

4 **Notes:** The result of calling `what()` on the newly constructed object is implementation-defined.

```
virtual const char* what() const throw();
```

5 **Returns:** An implementation-defined value.

6 **Notes:** The message may be a null-terminated multibyte string (17.2.2.1.3.2), suitable for conversion and display as a `wstring` (21.2, 22.2.1.5)

18.6.2.2 Type `unexpected_handler`

[lib.unexpected.handler]

```
typedef void (*unexpected_handler)();
```

1 The type of a *handler function* to be called by `unexpected()` when a function attempts to throw an exception not listed in its *exception-specification*.

2 **Required behavior:** an *unexpected_handler* shall either throw an exception or terminate execution of the program without returning to the caller. An *unexpected_handler* may perform any of the following:

- throw an exception that satisfies the exception specification (however, if the call to `unexpected()` is from the program rather than from the implementation, any exception may be thrown);
- throw an exception of class `bad_exception` or of any class directly or indirectly derived from

```

    bad_exception;
— call terminate();
— call either abort() or exit();

```

3 **Default behavior:** The implementation’s default `unexpected_handler` calls `terminate()`.

18.6.2.3 `set_unexpected` [lib.set.unexpected]

```
unexpected_handler set_unexpected(unexpected_handler f) throw();
```

1 **Effects:** Establishes the function designated by *f* as the current `unexpected_handler`.

2 **Requires:** *f* shall not be a null pointer.

3 **Returns:** The previous `unexpected_handler`.

18.6.2.4 `unexpected` [lib.unexpected]

```
void unexpected();
```

1 Called by the implementation when a function exits via an exception not allowed by its *exception-specification* (15.5.2). May also be called directly by the program.

2 **Effects:** Calls the `unexpected_handler` function in effect immediately after evaluating the *throw-expression* (18.6.2.2), if called by the implementation, or calls the current `unexpected_handler`, if called by the program.

18.6.3 Abnormal termination [lib.exception.terminate]

18.6.3.1 Type `terminate_handler` [lib.terminate.handler]

```
typedef void (*terminate_handler)();
```

1 The type of a *handler function* to be called by `terminate()` when terminating exception processing.

2 **Required behavior:** A `terminate_handler` shall terminate execution of the program without returning to the caller.

3 **Default behavior:** The implementation’s default `terminate_handler` calls `abort()`.

18.6.3.2 `set_terminate` [lib.set.terminate]

```
terminate_handler set_terminate(terminate_handler f) throw();
```

1 **Effects:** Establishes the function designated by *f* as the current handler function for terminating exception processing.

2 **Requires:** *f* shall not be a null pointer.

3 **Returns:** The previous `terminate_handler`.

18.6.3.3 `terminate` [lib.terminate]

```
void terminate();
```

1 Called by the implementation when exception handling must be abandoned for any of several reasons (15.5.1). May also be called directly by the program.

2 **Effects:** Calls the `terminate_handler` function in effect immediately after evaluating the *throw-expression* (18.6.3.1), if called by the implementation, or calls the current `terminate_handler` function, if called by the program.

18.6.4 `uncaught_exception`**[lib.uncaught]**`bool uncaught_exception();`

- 1 **Returns:** true after completing evaluation of a *throw-expression* until either completing initialization of the *exception-declaration* in the matching handler (15.5.3) or after entering `terminate()` for any reason other than an explicit call to `terminate()`. [Note: This includes stack unwinding (15.2). —end note]
- 2 **Notes:** When `uncaught_exception()` is true, throwing an exception can result in a call of `terminate` (15.5.1).

18.7 Other runtime support**[lib.support.runtime]**

- 1 Headers `<cstdarg>` (variable arguments), `<csetjmp>` (nonlocal jumps), `<ctime>` (system clock `clock()`, `time()`), `<csignal>` (signal handling), and `<cstdlib>` (runtime environment `getenv()`, `system()`).

Table 19—Header `<cstdarg>` synopsis

Type	Name(s)		
Macros:	<code>va_arg</code>	<code>va_end</code>	<code>va_start</code>
Type:	<code>va_list</code>		

Table 20—Header `<csetjmp>` synopsis

Type	Name(s)
Macro:	<code>setjmp</code>
Type:	<code>jmp_buf</code>
Function:	<code>longjmp</code>

Table 21—Header `<ctime>` synopsis

Type	Name(s)
Macros:	<code>CLOCKS_PER_SEC</code>
Types:	<code>clock_t</code>
Functions:	<code>clock</code>

Table 22—Header `<csignal>` synopsis

Type	Name(s)			
Macros:	<code>SIGABRT</code>	<code>SIGILL</code>	<code>SIGSEGV</code>	<code>SIG_DFL</code>
	<code>SIG_IGN</code>	<code>SIGFPE</code>	<code>SIGINT</code>	<code>SIGTERM</code>
			<code>SIGERR</code>	
Type:	<code>sig_atomic_t</code>			
Functions:	<code>raise</code>	<code>signal</code>		

Table 23—Header `<cstdliblib>` synopsis

Type	Name(s)
Functions:	getenv system

2 The contents of these headers are the same as the Standard C library headers `<stdarg.h>`, `<setjmp.h>`, `<time.h>`, `<signal.h>`, and `<stdlib.h>` respectively, with the following changes:

3 The restrictions that ISO C places on the second parameter to the `va_start()` macro in header `<stdarg.h>` are different in this International Standard. The parameter `parmN` is the identifier of the rightmost parameter in the variable parameter list of the function definition (the one just before the `...`). If the parameter `parmN` is declared with a function, array, or reference type, or with a type that is not compatible with the type that results when passing an argument for which there is no parameter, the behavior is undefined.

SEE ALSO: ISO C subclause 4.8.1.1.

4 The function signature `longjmp(jmp_buf jbuf, int val)` has more restricted behavior in this International Standard. If any automatic objects would be destroyed by a thrown exception transferring control to another (destination) point in the program, then a call to `longjmp(jbuf, val)` at the throw point that transfers control to the same (destination) point has undefined behavior.

SEE ALSO: ISO C subclause 7.10.4, 7.8, 7.6, 7.12.

19 Diagnostics library

[lib.diagnostics]

- 1 This clause describes components that C++ programs may use to detect and report error conditions.
- 2 The following subclauses describe components for reporting several kinds of exceptional conditions, documenting program assertions, and a global variable for error number codes, as summarized in Table 24:

Table 24—Diagnostics library summary

Subclause	Header(s)
19.1 Exception classes	<stdexcept>
19.2 Assertions	<cassert>
19.3 Error numbers	<cerrno>

19.1 Exception classes

[lib.std.exceptions]

- 1 The Standard C++ library provides classes to be used to report certain errors (17.3.4.8) in C++ programs. In the error model reflected in these classes, errors are divided into two broad categories: *logic* errors and *runtime* errors.
- 2 The distinguishing characteristic of logic errors is that they are due to errors in the internal logic of the program. In theory, they are preventable.
- 3 By contrast, runtime errors are due to events beyond the scope of the program. They cannot be easily predicted in advance. The header <stdexcept> defines several types of predefined exceptions for reporting errors in a C++ program. These exceptions are related via inheritance.

Header <stdexcept> synopsis

```
namespace std {
    class logic_error;
        class domain_error;
        class invalid_argument;
        class length_error;
        class out_of_range;
    class runtime_error;
        class range_error;
        class overflow_error;
        class underflow_error;
}
```

19.1.1 Class `logic_error`

[lib.logic.error]

```
namespace std {
    class logic_error : public exception {
    public:
        logic_error(const string& what_arg);
    };
}
```

- 1 The class `logic_error` defines the type of objects thrown as exceptions to report errors presumably detectable before the program executes, such as violations of logical preconditions or class invariants.

```
logic_error(const string& what_arg);
```

- 2 **Effects:** Constructs an object of class `logic_error`.
 3 **Postcondition:** `strcmp(what(), what_arg.c_str()) == 0`.

19.1.2 Class `domain_error`

[lib.domain.error]

```
namespace std {
    class domain_error : public logic_error {
    public:
        domain_error(const string& what_arg);
    };
}
```

- 1 The class `domain_error` defines the type of objects thrown as exceptions by the implementation to report domain errors.

```
domain_error(const string& what_arg);
```

- 2 **Effects:** Constructs an object of class `domain_error`.
 3 **Postcondition:** `strcmp(what(), what_arg.c_str()) == 0`.

19.1.3 Class `invalid_argument`

[lib.invalid.argument]

```
namespace std {
    class invalid_argument : public logic_error {
    public:
        invalid_argument(const string& what_arg);
    };
}
```

- 1 The class `invalid_argument` defines the type of objects thrown as exceptions to report an invalid argument.

```
invalid_argument(const string& what_arg);
```

- 2 **Effects:** Constructs an object of class `invalid_argument`.
 3 **Postcondition:** `strcmp(what(), what_arg.c_str()) == 0`.

19.1.4 Class `length_error`

[lib.length.error]

```
namespace std {
    class length_error : public logic_error {
    public:
        length_error(const string& what_arg);
    };
}
```

- 1 The class `length_error` defines the type of objects thrown as exceptions to report an attempt to produce an object whose length exceeds its maximum allowable size.

```
length_error(const string& what_arg);
```

- 2 **Effects:** Constructs an object of class `length_error`.
3 **Postcondition:** `strcmp(what(), what_arg.c_str()) == 0`.

19.1.5 Class `out_of_range`

[lib.out.of.range]

```
namespace std {  
    class out_of_range : public logic_error {  
    public:  
        out_of_range(const string& what_arg);  
    };  
}
```

- 1 The class `out_of_range` defines the type of objects thrown as exceptions to report an argument value not in its expected range.

```
out_of_range(const string& what_arg);
```

- 2 **Effects:** Constructs an object of class `out_of_range`.
3 **Postcondition:** `strcmp(what(), what_arg.c_str()) == 0`.

19.1.6 Class `runtime_error`

[lib.runtime.error]

```
namespace std {  
    class runtime_error : public exception {  
    public:  
        runtime_error(const string& what_arg);  
    };  
}
```

- 1 The class `runtime_error` defines the type of objects thrown as exceptions to report errors presumably detectable only when the program executes.

```
runtime_error(const string& what_arg);
```

- 2 **Effects:** Constructs an object of class `runtime_error`.
3 **Postcondition:** `strcmp(what(), what_arg.c_str()) == 0`.

19.1.7 Class `range_error`

[lib.range.error]

```
namespace std {  
    class range_error : public runtime_error {  
    public:  
        range_error(const string& what_arg);  
    };  
}
```

- 1 The class `range_error` defines the type of objects thrown as exceptions to report range errors in internal computations.

```
range_error(const string& what_arg);
```

- 2 **Effects:** Constructs an object of class `range_error`.
3 **Postcondition:** `strcmp(what(), what_arg.c_str()) == 0`.

19.1.8 Class `overflow_error`

[lib.overflow.error]

```
namespace std {  
    class overflow_error : public runtime_error {  
    public:  
        overflow_error(const string& what_arg);  
    };  
}
```

- 1 The class `overflow_error` defines the type of objects thrown as exceptions to report an arithmetic overflow error.

```
overflow_error(const string& what_arg);
```

- 2 **Effects:** Constructs an object of class `overflow_error`.
 3 **Postcondition:** `strcmp(what(), what_arg.c_str()) == 0`.

19.1.9 Class `underflow_error`

[lib.underflow.error]

```
namespace std {
  class underflow_error : public runtime_error {
  public:
    underflow_error(const string& what_arg);
  };
}
```

- 1 The class `underflow_error` defines the type of objects thrown as exceptions to report an arithmetic underflow error.

```
underflow_error(const string& what_arg);
```

- 2 **Effects:** Constructs an object of class `underflow_error`.
 3 **Postcondition:** `strcmp(what(), what_arg.c_str()) == 0`.

19.2 Assertions

[lib.assertions]

- 1 Provides macros for documenting C++ program assertions, and for disabling the assertion checks.
 2 Header `<cassert>` (Table 25):

Table 25—Header `<cassert>` synopsis

Type	Name(s)
Macro:	<code>assert</code>

- 3 The contents are the same as the Standard C library header `<assert.h>`.
SEE ALSO: ISO C subclause 7.2.

19.3 Error numbers

[lib.errno]

- 1 Header `<cerrno>` (Table 26):

Table 26—Header `<cerrno>` synopsis

Type	Name(s)
Macros:	<code>EDOM</code> <code>ERANGE</code> <code>errno</code>

- 2 The contents are the same as the Standard C library header `<errno.h>`.
SEE ALSO: ISO C subclause 7.1.4, 7.2, Amendment 1 subclause 4.3.

20 General utilities library

[lib.utilities]

- 1 This clause describes components used by other elements of the Standard C++ library. These components may also be used by C++ programs.
- 2 The following clauses describe utility and allocator requirements, utility components, function objects, dynamic memory management utilities, and date/time utilities, as summarized in Table 27:

Table 27—General utilities library summary

Clause	Header(s)
20.1 Requirements	
20.2 Utility components	<utility>
20.3 Function objects	<functional>
20.4 Memory	<memory>
20.5 Date and time	<ctime>

20.1 Requirements

[lib.utility.requirements]

- 1 Clause 20.1 describes requirements on template arguments. Clauses 20.1.1 through 20.1.3 describe requirements on types used to instantiate templates. Clause 20.1.5 describes the requirements on storage allocators.

20.1.1 Equality comparison

[lib.equalitycomparable]

- 1 In Table 28, T is a type to be supplied by a C++ program instantiating a template, a , b and c are values of type T .

Table 28—EqualityComparable requirements

expression	return type	requirement
$a == b$	convertible to <code>bool</code>	$==$ is an equivalence relation, that is, it satisfies the following properties: <ul style="list-style-type: none">— For all a, $a == a$.— If $a == b$, then $b == a$.— If $a == b$ and $b == a$, then $a == c$.

20.1.2 Less than comparison**[lib.less-than-comparable]**

- 1 In the following Table 29, T is a type to be supplied by a C++ program instantiating a template, a and b are values of type T .

Table 29—LessThanComparable requirements

expression	return type	requirement
$a < b$	convertible to <code>bool</code>	$<$ is a strict weak ordering relation (25.3)

20.1.3 Copy construction**[lib.copy-constructible]**

- 1 In the following Table 30, T is a type to be supplied by a C++ program instantiating a template, t is a value of type T , and u is a value of type `const T`.

Table 30—CopyConstructible requirements

expression	return type	requirement
$T(t)$		t is equivalent to $T(t)$
$T(u)$		u is equivalent to $T(u)$
$t. \sim T()$		
$\&t$	T^*	denotes the address of t
$\&u$	<code>const T*</code>	denotes the address of u

20.1.4 Default construction**[lib.default-con.req]**

- 1 The default constructor is not required. Certain container class member function signatures specify the default constructor as a default argument. $T()$ must be a well-defined expression (8.5) if one of those signatures is called using the default argument (8.3.6).

20.1.5 Allocator requirements**[lib.allocator.requirements]**

- 1 The library describes a standard set of requirements for *allocators*, which are objects that encapsulate the information about an allocation model. This information includes the knowledge of pointer types, the type of their difference, the type of the size of objects in this allocation model, as well as the memory allocation and deallocation primitives for it. All of the containers (23) are parameterized in terms of allocators.
- 2 Table 31 describes the requirements on types manipulated through allocators. All the operations on the allocators are expected to be amortized constant time. Table 32 describes the requirements on allocator types.

Table 31—Descriptive variable definitions

Variable	Definition
T, U	any type
X	an Allocator class for type T
Y	the corresponding Allocator class for type U
t	a value of type <code>const T&</code>
a, a1, a2	values of type <code>X&</code>
b	a value of type Y
p	a value of type <code>X::pointer</code> , obtained by calling <code>a1.allocate</code> , where <code>a1 == a</code> .
q	a value of type <code>X::const_pointer</code> obtained by conversion from a value p.
r	a value of type <code>X::reference</code> obtained by the expression <code>*p</code> .
s	a value of type <code>X::const_reference</code> obtained by the expression <code>*q</code> or by conversion from a value r.
u	a value of type <code>Y::const_pointer</code> obtained by calling <code>Y::allocate</code> , or else 0.
n	a value of type <code>X::size_type</code> .

Table 32—Allocator requirements

expression	return type	assertion/note pre/post-condition
<code>X::pointer</code>	Pointer to T.	
<code>X::const_pointer</code>	Pointer to const T.	
<code>X::reference</code>	T&	
<code>X::const_reference</code>	T const&	
<code>X::value_type</code>	Identical to T	
<code>X::size_type</code>	unsigned integral type	a type that can represent the size of the largest object in the allocation model.
<code>X::difference_type</code>	signed integral type	a type that can represent the difference between any two pointers in the allocation model.
typename <code>X::rebind<U>::other</code>	Y	For all U (including T), <code>Y::rebind<T>::other</code> is X.
<code>a.address(r)</code>	<code>X::pointer</code>	
<code>a.address(s)</code>	<code>X::const_pointer</code>	
<code>a.allocate(n)</code> <code>a.allocate(n,u)</code>	<code>X::pointer</code>	Memory is allocated for n objects of type T but objects are not constructed. <code>allocate</code> may raise an appropriate exception. The result is a random access iterator. ²⁰⁴⁾
<code>a.deallocate(p, n)</code>	(not used)	All n T objects in the area pointed by p must be destroyed prior to this call. n must match the value passed to <code>allocate</code> to obtain this memory. [Note: p must not be null. —end note]
<code>a.max_size()</code>	<code>X::size_type</code>	the largest value that can meaningfully be passed to <code>X::allocate()</code> .
<code>a1 == a2</code>	bool	returns true iff storage allocated from each can be deallocated via the other.
<code>a1 != a2</code>	bool	same as <code>!(a1 == a2)</code>
<code>X()</code>		creates a default instance. Note: a destructor is assumed.
<code>X a(b);</code>		post: <code>Y(a) == b</code>
<code>x.construct(p,t)</code>	(not used)	Effect: <code>new((void*)p) T(t)</code>
<code>x.destroy(p)</code>	(not used)	Effect: <code>((T*)p)->~T()</code>

²⁰⁴⁾ It is intended that `a::allocate` be an efficient means of allocating a single object of type T, even when `sizeof(T)` is small. That is, there is no need for a container to maintain its own ‘free list’.

- 3 The template class member `rebind` in the table above is effectively a template typedef: if the name `Allocator` is bound to `SomeAllocator<T>`, then `Allocator::rebind<U>::other` is the same type as `SomeAllocator<U>`.
- 4 Implementations of containers described in this International Standard are permitted to assume that their `Allocator` template parameter meets the following two additional requirements beyond those in Table 32.
- All instances of a given allocator type are required to be interchangeable and always compare equal to each other.
 - The typedef members `pointer`, `const_pointer`, `size_type`, and `difference_type` are required to be `T*`, `T const*`, `size_t`, and `ptrdiff_t`, respectively.
- 5 Implementors are encouraged to supply libraries that can accept allocators that encapsulate more general memory models and that support non-equal instances. In such implementations, any requirements imposed on allocators by containers beyond those requirements that appear in Table 32, and the semantics of containers and algorithms when allocator instances compare non-equal, are implementation-defined.

20.2 Utility components

[lib.utility]

- 1 This clause contains some basic template functions and classes that are used throughout the rest of the library.

Header `<utility>` synopsis

```
namespace std {
// clause 20.2.1, operators:
  namespace rel_ops {
    template<class T> bool operator!=(const T&, const T&);
    template<class T> bool operator> (const T&, const T&);
    template<class T> bool operator<=(const T&, const T&);
    template<class T> bool operator>=(const T&, const T&);
  }

// clause 20.2.2, pairs:
  template <class T1, class T2> struct pair;
  template <class T1, class T2>
    bool operator==(const pair<T1,T2>&, const pair<T1,T2>&);
  template <class T1, class T2>
    bool operator< (const pair<T1,T2>&, const pair<T1,T2>&);
  template <class T1, class T2>
    bool operator!=(const pair<T1,T2>&, const pair<T1,T2>&);
  template <class T1, class T2>
    bool operator> (const pair<T1,T2>&, const pair<T1,T2>&);
  template <class T1, class T2>
    bool operator>=(const pair<T1,T2>&, const pair<T1,T2>&);
  template <class T1, class T2>
    bool operator<=(const pair<T1,T2>&, const pair<T1,T2>&);
  template <class T1, class T2> pair<T1,T2> make_pair(const T1&, const T2&);
}
```

20.2.1 Operators

[lib.operators]

- 1 To avoid redundant definitions of `operator!=` out of `operator==` and operators `>`, `<=`, and `>=` out of `operator<`, the library provides the following:

```
template <class T> bool operator!=(const T& x, const T& y);
```

- 2 **Requires:** Type `T` is `EqualityComparable` (20.1.1).
- 3 **Returns:** `!(x == y)`.

```
template <class T> bool operator<(const T& x, const T& y);
```

4 **Requires:** Type T is `LessThanComparable` (20.1.2).

5 **Returns:** `y < x`.

```
template <class T> bool operator<=(const T& x, const T& y);
```

6 **Requires:** Type T is `LessThanComparable` (20.1.2).

7 **Returns:** `!(y < x)`.

```
template <class T> bool operator>=(const T& x, const T& y);
```

8 **Requires:** Type T is `LessThanComparable` (20.1.2).

9 **Returns:** `!(x < y)`.

10 In this library, whenever a declaration is provided for an operator `!=`, `operator>`, `operator>=`, or `operator<=`, and requirements and semantics are not explicitly provided, the requirements and semantics are as specified in this clause.

20.2.2 Pairs

[lib.pairs]

1 The library provides a template for heterogeneous pairs of values. The library also provides a matching template function to simplify their construction.

```
template <class T1, class T2>
struct pair {
    typedef T1 first_type;
    typedef T2 second_type;

    T1 first;
    T2 second;
    pair();
    pair(const T1& x, const T2& y);
    template<class U, class V> pair(const pair<U, V> &p);
};
```

```
pair();
```

2 **Effects:** Initializes its members as if implemented: `pair() : first(T1()), second(T2()) {}`

```
pair(const T1& x, const T2& y);
```

3 **Effects:** The constructor initializes `first` with `x` and `second` with `y`.

```
template<class U, class V> pair(const pair<U, V> &p);
```

4 **Effects:** Initializes members from the corresponding members of the argument, performing implicit conversions as needed.

```
template <class T1, class T2>
bool operator==(const pair<T1, T2>& x, const pair<T1, T2>& y);
```

5 **Returns:** `x.first == y.first && x.second == y.second`.

```
template <class T1, class T2>
bool operator<(const pair<T1, T2>& x, const pair<T1, T2>& y);
```

6 **Returns:** `x.first < y.first || (!(y.first < x.first) && x.second < y.second)`.

```
template <class T1, class T2>
pair<T1, T2> make_pair(const T1& x, const T2& y);
```

7 **Returns:** `pair<T1, T2>(x, y)`.

8 *[Example: In place of:*

```
return pair<int, double>(5, 3.1415926); // explicit types
```

a C++ program may contain:

```
return make_pair(5, 3.1415926); // types are deduced
```

—end example]

20.3 Function objects

[lib.function.objects]

1 Function objects are objects with an `operator()` defined. They are important for the effective use of the library. In the places where one would expect to pass a pointer to a function to an algorithmic template (25), the interface is specified to accept an object with an `operator()` defined. This not only makes algorithmic templates work with pointers to functions, but also enables them to work with arbitrary function objects.

Header `<functional>` synopsis

```
namespace std {
// clause 20.3.1, base:
template <class Arg, class Result> struct unary_function;
template <class Arg1, class Arg2, class Result> struct binary_function;

// clause 20.3.2, arithmetic operations:
template <class T> struct plus;
template <class T> struct minus;
template <class T> struct multiplies;
template <class T> struct divides;
template <class T> struct modulus;
template <class T> struct negate;

// clause 20.3.3, comparisons:
template <class T> struct equal_to;
template <class T> struct not_equal_to;
template <class T> struct greater;
template <class T> struct less;
template <class T> struct greater_equal;
template <class T> struct less_equal;

// clause 20.3.4, logical operations:
template <class T> struct logical_and;
template <class T> struct logical_or;
template <class T> struct logical_not;

// clause 20.3.5, negators:
template <class Predicate> struct unary_negate;
template <class Predicate>
unary_negate<Predicate> not1(const Predicate&);
template <class Predicate> struct binary_negate;
template <class Predicate>
binary_negate<Predicate> not2(const Predicate&);
```

```

// clause 20.3.6, binders:
template <class Operation> class binder1st;
template <class Operation, class T>
    binder1st<Operation> bind1st(const Operation&, const T&);
template <class Operation> class binder2nd;
template <class Operation, class T>
    binder2nd<Operation> bind2nd(const Operation&, const T&);

// clause 20.3.7, adaptors:
template <class Arg, class Result> class pointer_to_unary_function;
template <class Arg, class Result>
    pointer_to_unary_function<Arg,Result> ptr_fun(Result (*)(Arg));
template <class Arg1, class Arg2, class Result>
    class pointer_to_binary_function;
template <class Arg1, class Arg2, class Result>
    pointer_to_binary_function<Arg1,Arg2,Result> ptr_fun(Result (*)(Arg1,Arg2));

// clause 20.3.8, adaptors:
template<class S, class T> class mem_fun_t;
template<class S, class T, class A> class mem_fun1_t;
template<class S, class T>
    mem_fun_t<S,T> mem_fun(S (T::*f)());
template<class S, class T, class A>
    mem_fun1_t<S,T,A> mem_fun1(S (T::*f)(A));
template<class S, class T> class mem_fun_ref_t;
template<class S, class T, class A> class mem_fun1_ref_t;
template<class S, class T>
    mem_fun_ref_t<S,T> mem_fun_ref(S (T::*f)());
template<class S, class T, class A>
    mem_fun1_ref_t<S,T,A> mem_fun1_ref(S (T::*f)(A));
}

```

2 Using function objects together with function templates increases the expressive power of the library as well as making the resulting code much more efficient.

3 *[Example:* If a C++ program wants to have a by-element addition of two vectors `a` and `b` containing double and put the result into `a`, it can do:

```
transform(a.begin(), a.end(), b.begin(), a.begin(), plus<double>());
```

—end example]

4 *[Example:* To negate every element of `a`:

```
transform(a.begin(), a.end(), a.begin(), negate<double>());
```

The corresponding functions will inline the addition and the negation. —end example]

5 To enable adaptors and other components to manipulate function objects that take one or two arguments it is required that they correspondingly provide typedefs `argument_type` and `result_type` for function objects that take one argument and `first_argument_type`, `second_argument_type`, and `result_type` for function objects that take two arguments.

20.3.1 Base

[lib.base]

1 The following classes are provided to simplify the typedefs of the argument and result types:

```

template <class Arg, class Result>
struct unary_function {
    typedef Arg    argument_type;
    typedef Result result_type;
};

```

```

template <class Arg1, class Arg2, class Result>
struct binary_function {
    typedef Arg1    first_argument_type;
    typedef Arg2    second_argument_type;
    typedef Result  result_type;
};

```

20.3.2 Arithmetic operations

[lib.arithmetic.operations]

- 1 The library provides basic function object classes for all of the arithmetic operators in the language (5.6, 5.7).

```

template <class T> struct plus : binary_function<T,T,T> {
    T operator()(const T& x, const T& y) const;
};

```

- 2 operator() returns $x + y$.

```

template <class T> struct minus : binary_function<T,T,T> {
    T operator()(const T& x, const T& y) const;
};

```

- 3 operator() returns $x - y$.

```

template <class T> struct multiplies : binary_function<T,T,T> {
    T operator()(const T& x, const T& y) const;
};

```

- 4 operator() returns $x * y$.

```

template <class T> struct divides : binary_function<T,T,T> {
    T operator()(const T& x, const T& y) const;
};

```

- 5 operator() returns x / y .

```

template <class T> struct modulus : binary_function<T,T,T> {
    T operator()(const T& x, const T& y) const;
};

```

- 6 operator() returns $x \% y$.

```

template <class T> struct negate : unary_function<T,T> {
    T operator()(const T& x) const;
};

```

- 7 operator() returns $-x$.

20.3.3 Comparisons

[lib.comparisons]

- 1 The library provides basic function object classes for all of the comparison operators in the language (5.9, 5.10). In all cases, type `T` is convertible to type `bool`.

```

template <class T> struct equal_to : binary_function<T,T,bool> {
    bool operator()(const T& x, const T& y) const;
};

```

- 2 operator() returns $x == y$.

```
template <class T> struct not_equal_to : binary_function<T,T,bool> {
    bool operator()(const T& x, const T& y) const;
};
```

3 operator() returns $x \neq y$.

```
template <class T> struct greater : binary_function<T,T,bool> {
    bool operator()(const T& x, const T& y) const;
};
```

4 operator() returns $x > y$.

```
template <class T> struct less : binary_function<T,T,bool> {
    bool operator()(const T& x, const T& y) const;
};
```

5 operator() returns $x < y$.

```
template <class T> struct greater_equal : binary_function<T,T,bool> {
    bool operator()(const T& x, const T& y) const;
};
```

6 operator() returns $x \geq y$.

```
template <class T> struct less_equal : binary_function<T,T,bool> {
    bool operator()(const T& x, const T& y) const;
};
```

7 operator() returns $x \leq y$.

8 For templates `greater`, `less`, `greater_equal`, and `less_equal`, the specializations for any pointer type yield a total order, even if the built-in operators `<`, `>`, `<=`, `>=` do not.

20.3.4 Logical operations

[lib.logical.operations]

1 The library provides basic function object classes for all of the logical operators in the language (5.14, 5.15, 5.3.1).

```
template <class T> struct logical_and : binary_function<T,T,bool> {
    bool operator()(const T& x, const T& y) const;
};
```

2 operator() returns $x \ \&\& \ y$.

```
template <class T> struct logical_or : binary_function<T,T,bool> {
    bool operator()(const T& x, const T& y) const;
};
```

3 operator() returns $x \ || \ y$.

```
template <class T> struct logical_not : unary_function<T,bool> {
    bool operator()(const T& x) const;
};
```

4 operator() returns $!x$.

20.3.5 Negators

[lib.negators]

1 Negators `not1` and `not2` take a unary and a binary predicate, respectively, and return their complements (5.3.1).


```
template <class Predicate>
class unary_negate
: public unary_function<Predicate::argument_type, bool> {
public:
    explicit unary_negate(const Predicate& pred);
    bool operator()(const argument_type& x) const;
};
```

2 operator() returns !pred(x).

```
template <class Predicate>
unary_negate<Predicate> not1(const Predicate& pred);
```

3 **Returns:** unary_negate<Predicate>(pred).

```
template <class Predicate>
class binary_negate
: public binary_function<Predicate::first_argument_type,
                        Predicate::second_argument_type, bool> {
public:
    explicit binary_negate(const Predicate& pred);
    bool operator()(const first_argument_type& x,
                    const second_argument_type& y) const;
};
```

4 operator() returns !pred(x,y).

```
template <class Predicate>
binary_negate<Predicate> not2(const Predicate& pred);
```

5 **Returns:** binary_negate<Predicate>(pred).

20.3.6 Binders

[lib.binders]

1 Binders bind1st and bind2nd take a function object f of two arguments and a value x and return a function object of one argument constructed out of f with the first or second argument correspondingly bound to x.

20.3.6.1 Template class binder1st

[lib.binder.1st]

```
template <class Operation>
class binder1st
: public unary_function<Operation::second_argument_type,
                        Operation::result_type> {
protected:
    Operation op;
    Operation::first_argument_type value;

public:
    binder1st(const Operation& x, const Operation::first_argument_type& y);
    result_type operator()(const argument_type& x) const;
};
```

1 The constructor initializes op with x and value with y.

2 operator() returns op(value, x).

20.3.6.2 bind1st**[lib.bind.1st]**

```
template <class Operation, class T>
    binder1st<Operation> bind1st(const Operation& op, const T& x);
```

1 **Returns:** binder1st<Operation>(op, Operation::first_argument_type(x)).

20.3.6.3 Template class binder2nd**[lib.binder.2nd]**

```
template <class Operation>
class binder2nd
    : public unary_function<Operation::first_argument_type,
                          Operation::result_type> {
protected:
    Operation          op;
    Operation::second_argument_type value;

public:
    binder2nd(const Operation& x, const Operation::second_argument_type& y);
    result_type operator()(const argument_type& x) const;
};
```

1 The constructor initializes op with x and value with y.

2 operator() returns op(x, value).

20.3.6.4 bind2nd**[lib.bind.2nd]**

```
template <class Operation, class T>
    binder2nd<Operation> bind2nd(const Operation& op, const T& x);
```

1 **Returns:** binder2nd<Operation>(op, Operation::second_argument_type(x)).

2 *[Example:*

```
    find_if(v.begin(), v.end(), bind2nd(greater<int>(), 5));
```

finds the first integer in vector v greater than 5;

```
    find_if(v.begin(), v.end(), bind1st(greater<int>(), 5));
```

finds the first integer in v less than 5. —end example]

20.3.7 Adaptors for pointers to functions**[lib.function.pointer.adaptors]**

1 To allow pointers to (unary and binary) functions to work with function adaptors the library provides:

```
template <class Arg, class Result>
class pointer_to_unary_function : public unary_function<Arg, Result> {
public:
    explicit pointer_to_unary_function(Result (*f)(Arg));
    Result operator()(Arg x) const;
};
```

2 operator() returns f(x).

```
template <class Arg, class Result>
    pointer_to_unary_function<Arg, Result> ptr_fun(Result (*f)(Arg));
```

3 **Returns:** pointer_to_unary_function<Arg, Result>(f).

Adaptors for pointers to functions

```
template <class Arg1, class Arg2, class Result>
class pointer_to_binary_function : public binary_function<Arg1,Arg2,Result> {
public:
    explicit pointer_to_binary_function(Result (*f)(Arg1, Arg2));
    Result operator()(Arg1 x, Arg2 y) const;
};
```

4 operator() returns $f(x,y)$.

```
template <class Arg1, class Arg2, class Result>
    pointer_to_binary_function<Arg1,Arg2,Result>
        ptr_fun(Result (*f)(Arg1, Arg2));
```

5 **Returns:** pointer_to_binary_function<Arg1,Arg2,Result>(f).

6 [Example:

```
    replace_if(v.begin(), v.end(), not1(bind2nd(ptr_fun(strcmp), "C")), "C++");
```

replaces each C with C++ in sequence v.²⁰⁵ —end example]

20.3.8 Adaptors for pointers to members**[lib.member.pointer.adaptors]**

1 The purpose of the following is to provide the same facilities for pointer to members as those provided for pointers to functions in 20.3.7.

```
template <class S, class T> class mem_fun_t
    : public unary_function<T*, S> {
public:
    explicit mem_fun_t(S (T::*p)());
    S operator()(T* p);
};
```

2 mem_fun_t calls the member function it is initialized with given a pointer argument.

```
template <class S, class T, class A> class mem_fun1_t
    : public binary_function<T*, A, S> {
public:
    explicit mem_fun1_t(S (T::*p)(A));
    S operator()(T* p, A x);
};
```

3 mem_fun1_t calls the member function it is initialized with given a pointer argument and an additional argument of the appropriate type.

```
template<class S, class T> mem_fun_t<S,T>
    mem_fun(S (T::*f)());

template<class S, class T, class A> mem_fun1_t<S,T,A>
    mem_fun1(S (T::*f)(A));
```

4 mem_fun(&X::f) returns an object through which X::f can be called given a pointer to an X followed by the argument required for f (if any).

²⁰⁵⁾ Implementations that have multiple pointer to function types provide additional ptr_fun template functions.

```

template <class S, class T> class mem_fun_ref_t
    : public unary_function<T, S> {
public:
    explicit mem_fun_ref_t(S (T::*p)());
    S operator()(T& p);
};

```

- 5 mem_fun_ref_t calls the member function it is initialized with given a reference argument.

```

template <class S, class T, class A> class mem_fun1_ref_t
    : public binary_function<T, A, S> {
public:
    explicit mem_fun1_ref_t(S (T::*p)(A));
    S operator()(T& p, A x);
};

```

- 6 mem_fun1_ref_t calls the member function it is initialized with given a reference argument and an additional argument of the appropriate type.

```

template<class S, class T> mem_fun_ref_t<S,T>
    mem_fun_ref(S (T::*f)());

template<class S, class T, class A> mem_fun1_ref_t<S,T,A>
    mem_fun1_ref(S (T::*f)(A));

```

- 7 mem_fun_ref(&X::f) returns an object through which X::f can be called given a reference to an X followed by the argument required for f (if any).

20.4 Memory

[lib.memory]

Header <memory> synopsis

```

namespace std {
// clause 20.4.1, the default allocator:
template <class T> class allocator;
template <> class allocator<void>;
template <class T, class U>
    bool operator==(const allocator<T>&, const allocator<U>&) throw();
template <class T, class U>
    bool operator!=(const allocator<T>&, const allocator<U>&) throw();

// clause 20.4.2, raw storage iterator:
template <class OutputIterator, class T> class raw_storage_iterator;

// clause 20.4.3, temporary buffers:
template <class T>
    pair<T*,ptrdiff_t> get_temporary_buffer(ptrdiff_t n);
template <class T>
    void return_temporary_buffer(T* p);

```

```
// clause 20.4.4, specialized algorithms:
template <class InputIterator, class ForwardIterator>
    ForwardIterator
        uninitialized_copy(InputIterator first, InputIterator last,
                          ForwardIterator result);
template <class ForwardIterator, class T>
    void uninitialized_fill(ForwardIterator first, ForwardIterator last,
                          const T& x);
template <class ForwardIterator, class Size, class T>
    void uninitialized_fill_n(ForwardIterator first, Size n, const T& x);
// clause 20.4.5, pointers:
template<class X> class auto_ptr;
}
```

20.4.1 The default allocator

[lib.default.allocator]

```
namespace std {
    template <class T> class allocator;

    // specialize for void:
    template <> class allocator<void> {
    public:
        typedef void*      pointer;
        typedef const void* const_pointer;
        // reference-to-void members are impossible.
        typedef void  value_type;
        template <class U> struct rebind { typedef allocator<U> other; };
    };

    template <class T> class allocator {
    public:
        typedef size_t      size_type;
        typedef ptrdiff_t  difference_type;
        typedef T*         pointer;
        typedef const T*   const_pointer;
        typedef T&        reference;
        typedef const T&   const_reference;
        typedef T          value_type;
        template <class U> struct rebind { typedef allocator<U> other; };

        allocator() throw();
        allocator(const allocator&) throw();
        template <class U> allocator(const allocator<U>&) throw();
        ~allocator() throw();

        pointer address(reference x) const;
        const_pointer address(const_reference x) const;

        pointer allocate(
            size_type, typename allocator<void>::const_pointer hint = 0);
        void deallocate(pointer p, size_type n);
        size_type max_size() const throw();

        void construct(pointer p, const T& val);
        void destroy(pointer p);
    };
}
```

20.4.1.1 allocator members**[lib.allocator.members]**

```
pointer address(reference x) const;
```

1 **Returns:** &x.

```
const_pointer address(const_reference x) const;
```

2 **Returns:** &x.

```
pointer allocate(size_type n, allocator<void>::const_pointer hint=0);
```

3 **Notes:** Uses `::operator new(size_t)` (18.4.1).

4 **Requires:** *hint* either 0 or previously obtained from member `allocate` and not yet passed to member `deallocate`. The value *hint* may be used by an implementation to help improve performance²⁰⁶.

5 **Returns:** a pointer to the initial element of an array of storage of size $n * \text{sizeof}(T)$, aligned appropriately for objects of type `T`.

6 **Note:** the storage is obtained by calling `::operator new(size_t)`, but it is unspecified when or how often this function is called. The use of *hint* is unspecified, but intended as an aid to locality if an implementation so desires.

7 **Throws:** `bad_alloc` if the storage cannot be obtained.

```
void deallocate(pointer p, size_type n);
```

8 **Requires:** *p* shall be a pointer value obtained from `allocate()`. *n* shall equal the value passed as the first argument to the invocation of `allocate` which returned *p*.

9 **Effects:** Deallocates the storage referenced by *p*.

10 **Notes:** Uses `::operator delete(void*)` (18.4.1), but it is unspecified when this function is called.

```
size_type max_size() const throw();
```

11 **Returns:** the largest value *N* for which the call `allocate(N, 0)` might succeed.

```
void construct(pointer p, const_reference val);
```

12 **Returns:** `new((void *)p) T(val)`

```
void destroy(pointer p);
```

13 **Returns:** `((T*)p)->~T()`

20.4.1.2 allocator globals**[lib.allocator.globals]**

```
template <class T1, class T2>
    bool operator==(const allocator<T1>&, const allocator<T2>&) throw();
```

1 **Returns:** `true`.

```
template <class T1, class T2>
    bool operator!=(const allocator<T1>&, const allocator<T2>&) throw();
```

2 **Returns:** `false`.

20.4.2 Raw storage iterator**[lib.storage.iterator]**

1 `raw_storage_iterator` is provided to enable algorithms to store the results into uninitialized memory. The formal template parameter `OutputIterator` is required to have its `operator*` return an object for which `operator&` is defined and returns a pointer to `T`, and is also required to satisfy the requirements of an output iterator (24.1.2).

²⁰⁶⁾ In a container member function, the address of an adjacent element is often a good choice to pass for this argument.

```

namespace std {
    template <class OutputIterator, class T>
    class raw_storage_iterator
        : public iterator<output_iterator_tag, void, void> {
    public:
        explicit raw_storage_iterator(OutputIterator x);

        raw_storage_iterator<OutputIterator, T>& operator*();
        raw_storage_iterator<OutputIterator, T>& operator=(const T& element);
        raw_storage_iterator<OutputIterator, T>& operator++();
        raw_storage_iterator<OutputIterator, T> operator++(int);
    };
}

```

```
raw_storage_iterator(OutputIterator x);
```

2 **Effects:** Initializes the iterator to point to the same value to which *x* points.

```
raw_storage_iterator<OutputIterator, T>& operator*();
```

3 **Returns:** **this*

```
raw_storage_iterator<OutputIterator, T>& operator=(const T& element);
```

4 **Effects:** Constructs a value from *element* at the location to which the iterator points.

5 **Returns:** A reference to the iterator.

```
raw_storage_iterator<OutputIterator, T>& operator++();
```

6 **Effects:** Pre-increment: advances the iterator and returns a reference to the updated iterator.

```
raw_storage_iterator<OutputIterator, T> operator++(int);
```

7 **Effects:** Post-increment: advances the iterator and returns the old value of the iterator.

20.4.3 Temporary buffers

[lib.temporary.buffer]

```

template <class T>
    pair<T*, ptrdiff_t> get_temporary_buffer(ptrdiff_t n);

```

1 **Effects:** Obtains a pointer to storage sufficient to store up to *n* adjacent *T* objects.

2 **Returns:** A pair containing the buffer's address and capacity (in the units of `sizeof(T)`), or a pair of 0 values if no storage can be obtained.

```
template <class T> void return_temporary_buffer(T* p);
```

3 **Effects:** Deallocates the buffer to which *p* points.

4 **Requires:** The buffer shall have been previously allocated by `get_temporary_buffer`.

20.4.4 Specialized algorithms

[lib.specialized.algorithms]

1 All the iterators that are used as formal template parameters in the following algorithms are required to have their `operator*` return an object for which `operator&` is defined and returns a pointer to *T*. In the algorithm `uninitialized_copy`, the formal template parameter `InputIterator` is required to satisfy the requirements of an input iterator (24.1.1). In all of the following algorithms, the formal template parameter `ForwardIterator` is required to satisfy the requirements of a forward iterator (24.1.3) and also to satisfy the requirements of a mutable iterator (24.1).

20.4.4.1 uninitialized_copy

[lib.uninitialized.copy]

```

template <class InputIterator, class ForwardIterator>
    ForwardIterator
        uninitialized_copy(InputIterator first, InputIterator last,
                          ForwardIterator result);

```

1 **Effects:**

```
while (first != last)
    new (static_cast<void*>(&*result++))
        typename iterator_traits<ForwardIterator>::value_type(*first++);
```

2 **Returns:** *result***20.4.4.2 uninitialized_fill****[lib.uninitialized.fill]**

```
template <class ForwardIterator, class T>
    void uninitialized_fill(ForwardIterator first, ForwardIterator last,
                           const T& x);
```

1 **Effects:**

```
while (first != last)
    new (static_cast<void*>(&*first++))
        typename iterator_traits<ForwardIterator>::value_type(x);
```

20.4.4.3 uninitialized_fill_n**[lib.uninitialized.fill.n]**

```
template <class ForwardIterator, class Size, class T>
    void uninitialized_fill_n(ForwardIterator first, Size n, const T& x);
```

1 **Effects:**

```
while (n-->0)
    new (static_cast<void*>(&*result++))
        typename iterator_traits<ForwardIterator>::value_type(*first++);
```

20.4.5 Template class auto_ptr**[lib.auto_ptr]**1 **Template auto_ptr stores a pointer to an object obtained via new and deletes that object when it itself is destroyed (such as when leaving block scope 6.7).**

```
namespace std {
    template<class X> class auto_ptr {
    public:
        typedef X element_type;

        // 20.4.5.1 construct/copy/destroy:
        explicit auto_ptr(X* p =0) throw();
        auto_ptr(const auto_ptr&) throw();
        template<class Y> auto_ptr(const auto_ptr<Y>&) throw();
        auto_ptr& operator=(const auto_ptr&) throw();
        template<class Y> auto_ptr& operator=(const auto_ptr<Y>&) throw();
        ~auto_ptr();

        // 20.4.5.2 members:
        X& operator*() const throw();
        X* operator->() const throw();
        X* get() const throw();
        X* release() const throw();
    };
}
```

2 **The auto_ptr provides a semantics of strict ownership. After initial construction an auto_ptr owns the object it holds a pointer to. Copying an auto_ptr copies the pointer and transfers ownership to the destination. If more than one auto_ptr owns the same object at the same time the behaviour of the program is undefined.**

20.4.5.1 auto_ptr constructors**[lib.auto_ptr.cons]**

```
explicit auto_ptr(X* p =0) throw();
```

1 **Postconditions:** *this holds the pointer to *p*. *this owns *get() if and only if *p* is not a null pointer.

```
auto_ptr(const auto_ptr& a) throw();
```

2 **Effects:** Calls *a.release()*.

3 **Postconditions:** *this holds the pointer returned from *a.release()*. *this owns *get() if and only if *a* owns **a*.

```
template<class Y> auto_ptr(const auto_ptr<Y>& a) throw();
```

4 **Requires:** *Y** can be implicitly converted to *X**.

5 **Effects:** Calls *a.release()*.

6 **Postconditions:** *this holds the pointer returned from *a.release()*. *this owns *get() if and only if *a* owns **a*.

```
auto_ptr& operator=(const auto_ptr& a) throw();
```

7 **Requires:** The expression `delete get()` is well formed.

8 **Effects:** If *this is the same object as *a* there are no effects. Otherwise, call *a.release()*, and if *this owns *get() then `delete get()`.

9 **Returns:** *this.

10 **Postconditions:** If *this is not the same object as *a* then *this holds the pointer returned from *a.release()*. *this owns *get() if and only if *a* owned **a* on entry.

```
template<class Y> auto_ptr& operator=(const auto_ptr<Y>& a) throw();
```

11 **Requires:** *Y** can be implicitly converted to *X**. The expression `delete get()` is well formed.

12 **Effects:** If *this is the same object as *a* there are no effects. Otherwise, call *a.release()*, and if *this owns *get() then `delete get()`.

13 **Returns:** *this.

14 **Postconditions:** If *this is not the same object as *a* then *this holds the pointer returned from *a.release()*. *this owns *get() if and only if *a* owned **a* on entry.

```
~auto_ptr();
```

15 **Requires:** The expression `delete get()` is well formed.

16 **Effects:** If *this owns *get() then `delete get()`.

20.4.5.2 auto_ptr members**[lib.auto_ptr.members]**

```
X& operator*() const throw();
```

1 **Requires:** `get() != 0`

2 **Returns:** *get()

```
X* operator->() const throw();
```

3 **Returns:** get()

```
X* get() const throw();
```

4 **Returns:** The pointer *this holds.

```
X* release() const throw();
```

5 **Returns:** get()

6 **Postcondition:** *this is not the owner of *get().

20.4.6 C Library**[lib.c.malloc]**

1 Header <stdlib> (Table 33):

Table 33—Header <stdlib> synopsis

Type	Name(s)	
Functions:	calloc	malloc
	free	realloc

2 The contents are the same as the Standard C library header <stdlib.h>, with the following changes:

3 The functions `calloc()`, `malloc()`, and `realloc()` do not attempt to allocate storage by calling `::operator new()` (18.4).4 The function `free()` does not attempt to deallocate storage by calling `::operator delete()`.*SEE ALSO:* ISO C clause 7.11.2.

5 Header <cstring> (Table 34):

Table 34—Header <cstring> synopsis

Type	Name(s)	
Macro:	NULL	
Type:	size_t	
Functions:	memchr	memcmp
	memcpy	memmove
		memset

6 The contents are the same as the Standard C library header <string.h>, with the change to `memchr()` specified in clause 21.4.*SEE ALSO:* ISO C clause 7.11.2.**20.5 Date and time****[lib.date.time]**

1 Header <ctime> (Table 35):

Table 35—Header <ctime> synopsis

Type	Name(s)			
Macros:	NULL			
Types:	size_t	clock_t	time_t	
Struct:	tm			
Functions:	asctime	clock	difftime	localtime
	ctime	gmtime	mktime	time
				strftime

2 The contents are the same as the Standard C library header <time.h>.

SEE ALSO: ISO C clause 7.12, Amendment 1 clause 4.6.4.

21 Strings library

[lib.strings]

- 1 This clause describes components for manipulating sequences of “characters,” where characters may be of any POD (3.9) type. In this clause such types are called char-like types, and objects of char-like types are called char-like objects or simply “characters.”
- 2 The following subclasses describe a character traits class, a string class, and null-terminated sequence utilities, as summarized in Table 36:

Table 36—Strings library summary

Subclause	Header(s)
21.1 Character traits	<string>
21.2 String classes	<string>
	<cctype>
	<cwctype>
21.4 Null-terminated sequence utilities	<cstring>
	<wchar>
	<cstdlib>

21.1 Character traits

[lib.char.traits]

- 1 This subclause defines requirements on classes representing *character traits*, and defines a class template `char_traits<charT>`, along with two specializations, `char_traits<char>` and `char_traits<wchar_t>`, that satisfy those requirements.
- 2 Most classes specified in clauses 21.2 and 27 need a set of related types and functions to complete the definition of their semantics. These types and functions are provided as a set of member typedefs and functions in the template parameter ‘traits’ used by each such template. This subclause defines the semantics guaranteed by these members.
- 3 To specialize those templates to generate a string or iostream class to handle a particular character container type `CharT`, that and its related character traits class `Traits` is passed as a pair of parameters to the string or iostream template as formal parameters `charT` and `traits`.
- 4 This subclause specifies a struct template, `char_traits<charT>`, with no members, to appear in the header `<string>` along with two explicit specializations of it, `char_traits<char>` and `char_traits<wchar_t>` which satisfy the requirements below.

21.1.1 Definitions

[lib.char.traits.defs]

- 1 Additional definitions of terms:
 - *character*: In clauses 21, 22, and 27, the term *character* means any object which, when treated sequentially, can represent text. The term does not only mean `char` and `wchar_t` objects, but any value which can be represented by a type which provides the definitions specified in this clause.
 - *character container type*: A character container type is a class or a type used to represent a *character*. It is used for one of the template parameters of the string and iostream class templates. A character

container class shall be a POD (3.9) type.

- *traits*: Traits is a class which encapsulates a set of the defined types and functions necessary for handling character objects in any implementation of the string and iostream libraries.
- *NTCTS*: A *null-terminated character type string* is a sequence of *character type*, that precede the termination null character type value `charT(0)`.

21.1.2 Character traits requirements

[lib.char.traits.require]

- 1 In Table 37, `X` denotes a Traits class defining types and functions for the character container type `CharT`; `c` and `d` denote values of type `CharT`; `p` and `q` denote values of type `const CharT*`; `s` denotes a value of type `CharT*`; `n`, `i` and `j` denote values of type `size_t`; `e` and `f` denote values of type `X::int_type`; `pos` denotes a value of type `X::pos_type`; and `state` denotes a value of type `X::state_type`;

Table 37—Traits requirements

expression	return type	assertion/note pre/post-condition	complexity
<code>X::char_type</code>	<code>charT</code>	(described in 21.1.3)	compile-time
<code>X::int_type</code>		(described in 21.1.3)	compile-time
<code>X::off_type</code>		(described in 21.1.3)	compile-time
<code>X::pos_type</code>		(described in 21.1.3)	compile-time
<code>X::state_type</code>		(described in 21.1.3)	compile-time
<code>X::assign(c,d)</code>	(not used)	assigns <code>c=d</code> .	constant
<code>X::eq(c,d)</code>	<code>bool</code>	yields: whether <code>c</code> is to be treated as equal to <code>d</code> .	constant
<code>X::lt(c,d)</code>	<code>bool</code>	yields: whether <code>c</code> is to be treated as less than <code>d</code> .	constant
<code>X::compare(p,q,n)</code>	<code>int</code>	yields: 0 if for each <code>i</code> in $[0,n)$, <code>X::eq(p[i],q[i])</code> is true; else, a negative value if, for some <code>j</code> in $[0,n)$, <code>X::lt(p[j],q[j])</code> is true and for each <code>i</code> in $[0,j)$ <code>X::eq(p[i],q[i])</code> is true; else a positive value.	linear
<code>X::length(p)</code>	<code>size_t</code>	yields: the smallest <code>i</code> such that <code>X::eq(p[i],charT(0))</code> is true.	linear
<code>X::find(p,n,c)</code>	<code>const X::char_type*</code>	yields: the smallest <code>q</code> in $[p,p+n)$ such that <code>X::eq(q,c)</code> is true, zero otherwise.	linear
<code>X::move(s,p,n)</code>	<code>X::char_type*</code>	for each <code>i</code> in $[0,n)$, performs <code>X::assign(s[i],p[i])</code> . Copies correctly even where <code>p</code> is in $[s,s+n)$. yields: <code>s+n</code> .	linear
<code>X::copy(s,p,n)</code>	<code>X::char_type*</code>	pre: <code>p</code> not in $[s,s+n)$. yields: <code>s+n</code> . for each <code>i</code> in $[0,n)$, performs <code>X::assign(s[i],p[i])</code> .	linear
<code>X::assign(s,n,c)</code>	<code>X::char_type*</code>	for each <code>i</code> in $[0,n)$, performs <code>X::assign(s[i],c)</code> . yields: <code>s</code> .	linear
<code>X::not_eof(e)</code>	<code>int_type</code>	yields: <code>e</code> if <code>X::eq(e,X::eof())</code> is false, otherwise a value <code>f</code> such that <code>X::eq(f,X::eof())</code> is false.	constant
<code>X::to_char_type(e)</code>	<code>X::char_type</code>	yields: if for some <code>c</code> , <code>X::eq_int_type(e,X::to_int_type(c))</code> is true, <code>c</code> ; else some unspecified value.	constant
<code>X::to_int_type(c)</code>	<code>X::int_type</code>	yields: some value <code>e</code> , constrained by the definitions of <code>to_char_type</code> and <code>eq_int_type</code> .	constant
<code>X::eq_int_type(e,f)</code>	<code>bool</code>	yields: for all <code>c</code> and <code>d</code> , <code>X::eq(c,d)</code> is equal to <code>X::eq_int_type(X::to_int_type(c),X::to_int_type(d))</code> ; otherwise, yields true if <code>e</code> and <code>f</code> are both copies of <code>X::eof()</code> .	constant
<code>X::get_state(pos)</code>	<code>X::state_type</code>	yields: state representing the conversion state in <code>pos</code> .	constant
<code>X::eof()</code>	<code>X::int_type</code>	yields: a value <code>e</code> such that <code>X::eq_int_type(e,X::to_int_type(c))</code> is false for all values <code>c</code> .	constant

2 The struct template

```
template<class charT> struct char_traits { };
```

shall be provided in the header `<string>` as a basis for explicit specializations.

3 In the following subclauses, the token `charT` represents the parameter of the traits template.

21.1.3 traits typedefs**[lib.char.traits.typedefs]**

```
typedef CHAR_T char_type;
```

- 1 The type `char_type` is used to refer to the character container type in the implementation of the library classes defined in 21.2 and 27.

```
typedef INT_T int_type;
```

- 2 **Requires:** For a certain character container type `char_type`, a related container type `INT_T` shall be a type or class which can represent all of the valid characters converted from the corresponding `char_type` values, as well as an end-of-file value, `eof()`. The type `int_type` represents another character container type which can hold end-of-file to be used as a return type of the `iostream` class member functions.

```
typedef OFF_T off_type;
```

- 3 **Requires:** For a `streambuf` or its derived classes specialized for `CHAR_T` and `TRAIT_T`, a type or class, `OFF_T` is used to define `off_type` in the traits and represents offsets to positional information for the specialized `streambuf` (or its derived) class.²⁰⁷⁾

- 4 It is used to represent:

- a signed displacement, measured in characters, from a specified position within a sequence.
- an absolute position within a sequence.

- 5 The value `OFF_T(-1)` can be used as an error indicator.

- 6 The effect of passing to any function in 27 an `OFF_T` value not obtained from a function defined in that clause (for example, an arbitrary integer) is undefined except where otherwise noted.

- 7 Convertible to type `POS_T`. But no validity of the resulting `POS_T` value is ensured, whether or not the `OFF_T` value is valid.²⁰⁸⁾

```
typedef POS_T pos_type;
```

- 8 **Requires:** For a `streambuf` or its derived class specialized for `CHAR_T` and `TRAIT_T`, a type or class, `POS_T` is used to define `pos_type` for the seek operation. It can hold all the information necessary to reposition the specialized `streambuf` (or its derived) class.

- 9 The type `pos_type` represents the type used for the seek operation in the implementation of `streambuf` and its derived classes in this library.

```
typedef STATE_T state_type;
```

- 10 **Requires:** For a `streambuf` or its derived classes whose underlying stream is a multibyte character stream and specialized for `CHAR_T` and `TRAIT_T`, a type or class `STATE_T` is used to define `state_type` in the traits and represents the conversion state type or class which is applied to the `codecvt<>` facet defined in 22.

21.1.4 char_traits specializations**[lib.char.traits.specializations]**

```
namespace std {
    template<> struct char_traits<char>;
    template<> struct char_traits<wchar_t>;
}
```

- 1 The header `<string>` declares two structs that are specializations of the template struct `char_traits`.

²⁰⁷⁾ It is usually a synonym for one of the signed basic integral types whose representation has at least as many bits as type `long`.

²⁰⁸⁾ An implementation may use the same type for both `OFF_T` and `POS_T`.

- 2 The struct char_traits<char> is the char type specialization of the template struct char_traits, which contains all of the types and functions necessary to ensure the behaviours of the classes in 21.2 and 27.
- 3 The types and static member functions are described in detail in 21.1.2.

21.1.4.1 struct char_traits<char>**[lib.char.traits.specializations.char]**

```

namespace std {
    template<>
    struct char_traits<char> {
        typedef char          char_type;
        typedef int           int_type;
        typedef streamoff     off_type;
        typedef streampos     pos_type;
        typedef mbstate_t     state_type;

        static void assign(char_type& c1, const char_type& c2);
        static bool eq(const char_type& c1, const char_type& c2);
        static bool lt(const char_type& c1, const char_type& c2);

        static int compare(const char_type* s1, const char_type* s2, size_t n);
        static size_t length(const char_type* s);
        static const char_type* find(const char_type* s, int n,
                                    const char_type& a);
        static char_type* move(char_type* s1, const char_type* s2, size_t n);
        static char_type* copy(char_type* s1, const char_type* s2, size_t n);
        static char_type* assign(char_type* s, size_t n, char_type a);

        static int_type not_eof(const int_type& c);
        static char_type to_char_type(const int_type& c);
        static int_type to_int_type(const char_type& c);
        static bool eq_int_type(const int_type& c1, const int_type& c2);
        static state_type get_state(pos_type pos);
        static int_type eof();
    };
}

```

- 1 The header <string> (21.2) declares a specialization of the template struct char_traits for char. It is for narrow-oriented istream classes.
- 2 The defined types for int_type, pos_type, off_type, and state_type are int, streampos, streamoff, and mbstate_t respectively.
- 3 The type streampos is an implementation-defined type that satisfies the requirements for POS_T in 21.1.3.
- 4 The type streamoff is an implementation-defined type that satisfies the requirements for OFF_T in 21.1.3.
- 5 The type mbstate_t is defined in <wchar> and can represent any of the conversion states possible to occur in an implementation-defined set of supported multibyte character encoding rules.
- 6 The two-argument members assign, eq, and lt are defined identically to the built-in operators =, ==, and < respectively.

21.1.4.2 struct char_traits<wchar_t>**[lib.char.traits.specializations.wchar.t]**

```
struct char_traits<wchar_t>
```

```
namespace std {
  template<>
  struct char_traits<wchar_t> {
    typedef wchar_t      char_type;
    typedef wint_t       int_type;
    typedef wstreamoff   off_type;
    typedef wstreampos   pos_type;
    typedef mbstate_t    state_type;

    static void assign(char_type& c1, const char_type& c2);
    static bool eq(const char_type& c1, const char_type& c2);
    static bool lt(const char_type& c1, const char_type& c2);

    static int compare(const char_type* s1, const char_type* s2, size_t n);
    static size_t length(const char_type* s);
    static const char_type* find(const char_type* s, int n,
                                 const char_type& a);
    static char_type* move(char_type* s1, const char_type* s2, size_t n);
    static char_type* copy(char_type* s1, const char_type* s2, size_t n);
    static char_type* assign(char_type* s, size_t n, char_type a);

    static int_type not_eof(const int_type& c);
    static char_type to_char_type(const int_type& c);
    static int_type to_int_type(const char_type& c);
    static bool eq_int_type(const int_type& c1, const int_type& c2);
    static state_type get_state(pos_type pos);
    static int_type eof();
  };
}
```

The header `<string>` (21.2) declares a specialization of the template `struct char_traits` for `wchar_t`. It is for wide-oriented iostream classes.

- 1 The defined types for `int_type`, `pos_type`, `off_type`, and `state_type` are `wint_t`, `wstreampos`, `wstreamoff`, and `mbstate_t` respectively.
- 2 The type `wstreampos` is an implementation-defined type that satisfies the requirements for `POS_T` in 21.1.3.
- 3 The type `wstreamoff` is an implementation-defined type that satisfies the requirements for `OFF_T` in 21.1.3.
- 4 The pairs of types `streampos` and `wstreampos`, and `streamoff` and `wstreamoff` may be different if such implementations that adopt no shift encoding in narrow-oriented iostreams but supports one or more shift encodings in wide-oriented streams.
- 5 The type `mbstate_t` is defined in `<wchar>` and can represent any of the conversion states possible to occur in an implementation-defined set of supported multibyte character encoding rules.
- 6 The two-argument members `assign`, `eq`, and `lt` are defined identically to the built-in operators `=`, `==`, and `<` respectively.

21.2 String classes

[lib.string.classes]

- 1 The header `<string>` defines a basic string class template and its traits that can handle all char-like (21) template arguments with several function signatures for manipulating varying-length sequences of char-like objects.
- 2 The header `<string>` also defines two specific template classes `string` and `wstring` and their special traits.

Header <string> synopsis

```

namespace std {
// subclause 21.1, character traits:
    template<class charT>
        struct char_traits;
    template <> struct char_traits<char>;
    template <> struct char_traits<wchar_t>;

// subclause 21.3, basic_string:
    template<class charT, class traits = char_traits<charT>,
            class Allocator = allocator<charT> >
        class basic_string;

    template<class charT, class traits, class Allocator>
        basic_string<charT,traits,Allocator>
            operator+(const basic_string<charT,traits,Allocator>& lhs,
                    const basic_string<charT,traits,Allocator>& rhs);
    template<class charT, class traits, class Allocator>
        basic_string<charT,traits,Allocator>
            operator+(const charT* lhs,
                    const basic_string<charT,traits,Allocator>& rhs);
    template<class charT, class traits, class Allocator>
        basic_string<charT,traits,Allocator>
            operator+(charT lhs, const basic_string<charT,traits,Allocator>& rhs);
    template<class charT, class traits, class Allocator>
        basic_string<charT,traits,Allocator>
            operator+(const basic_string<charT,traits,Allocator>& lhs,
                    const charT* rhs);
    template<class charT, class traits, class Allocator>
        basic_string<charT,traits,Allocator>
            operator+(const basic_string<charT,traits,Allocator>& lhs, charT rhs);

    template<class charT, class traits, class Allocator>
        bool operator==(const basic_string<charT,traits,Allocator>& lhs,
                    const basic_string<charT,traits,Allocator>& rhs);
    template<class charT, class traits, class Allocator>
        bool operator==(const charT* lhs,
                    const basic_string<charT,traits,Allocator>& rhs);
    template<class charT, class traits, class Allocator>
        bool operator==(const basic_string<charT,traits,Allocator>& lhs,
                    const charT* rhs);
    template<class charT, class traits, class Allocator>
        bool operator!=(const basic_string<charT,traits,Allocator>& lhs,
                    const basic_string<charT,traits,Allocator>& rhs);
    template<class charT, class traits, class Allocator>
        bool operator!=(const charT* lhs,
                    const basic_string<charT,traits,Allocator>& rhs);
    template<class charT, class traits, class Allocator>
        bool operator!=(const basic_string<charT,traits,Allocator>& lhs,
                    const charT* rhs);
}

```

```

template<class charT, class traits, class Allocator>
    bool operator< (const basic_string<charT,traits,Allocator>& lhs,
                   const basic_string<charT,traits,Allocator>& rhs);
template<class charT, class traits, class Allocator>
    bool operator< (const basic_string<charT,traits,Allocator>& lhs,
                   const charT* rhs);
template<class charT, class traits, class Allocator>
    bool operator< (const charT* lhs,
                   const basic_string<charT,traits,Allocator>& rhs);
template<class charT, class traits, class Allocator>
    bool operator> (const basic_string<charT,traits,Allocator>& lhs,
                   const basic_string<charT,traits,Allocator>& rhs);
template<class charT, class traits, class Allocator>
    bool operator> (const basic_string<charT,traits,Allocator>& lhs,
                   const charT* rhs);
template<class charT, class traits, class Allocator>
    bool operator> (const charT* lhs,
                   const basic_string<charT,traits,Allocator>& rhs);

template<class charT, class traits, class Allocator>
    bool operator<=(const basic_string<charT,traits,Allocator>& lhs,
                   const basic_string<charT,traits,Allocator>& rhs);
template<class charT, class traits, class Allocator>
    bool operator<=(const basic_string<charT,traits,Allocator>& lhs,
                   const charT* rhs);
template<class charT, class traits, class Allocator>
    bool operator<=(const charT* lhs,
                   const basic_string<charT,traits,Allocator>& rhs);
template<class charT, class traits, class Allocator>
    bool operator>=(const basic_string<charT,traits,Allocator>& lhs,
                   const basic_string<charT,traits,Allocator>& rhs);
template<class charT, class traits, class Allocator>
    bool operator>=(const basic_string<charT,traits,Allocator>& lhs,
                   const charT* rhs);
template<class charT, class traits, class Allocator>
    bool operator>=(const charT* lhs,
                   const basic_string<charT,traits,Allocator>& rhs);

// subclause 21.3.7.8:
template<class charT, class traits, class Allocator>
    void swap(basic_string<charT,traits,Allocator>& lhs,
              basic_string<charT,traits,Allocator>& rhs);

template<class charT, class traits, class Allocator>
    basic_istream<charT,traits>&
    operator>>(basic_istream<charT,traits>& is,
              basic_string<charT,traits,Allocator>& str);
template<class charT, class traits, class Allocator>
    basic_ostream<charT, traits>&
    operator<<(basic_ostream<charT, traits>& os,
              const basic_string<charT,traits,Allocator>& str);
template<class charT, class traits, class Allocator>
    basic_istream<charT,traits>&
    getline(basic_istream<charT,traits>& is,
            basic_string<charT,traits,Allocator>& str,
            charT delim);
template<class charT, class traits, class Allocator>
    basic_istream<charT,traits>&
    getline(basic_istream<charT,traits>& is,
            basic_string<charT,traits,Allocator>& str);

```

```

    typedef basic_string<char> string;
    typedef basic_string<wchar_t> wstring;
}

```

21.3 Template class `basic_string`

[lib.basic.string]

- 1 For a char-like type `charT`, the template class `basic_string` describes objects that can store a sequence consisting of a varying number of arbitrary char-like objects (21). The first element of the sequence is at position zero. Such a sequence is also called a “string” if the given char-like type is clear from context. In the rest of this clause, `charT` denotes such a given char-like type. Storage for the string is allocated and freed as necessary by the member functions of class `basic_string`.
- 2 The template class `basic_string` conforms to the requirements of a Sequence, as specified in (23.1.1). Additionally, because the iterators supported by `basic_string` are random access iterators (24.1.5), `basic_string` conforms to the requirements of a Reversible Container, as specified in (23.1).
- 3 In all cases, `size() <= capacity()`.
- 4 The functions described in this clause can report two kinds of errors, each associated with a distinct exception:
 - a *length* error is associated with exceptions of type `length_error` (19.1.4);
 - an *out-of-range* error is associated with exceptions of type `out_of_range` (19.1.5).

```

namespace std {
    template<class charT, class traits = char_traits<charT>,
             class Allocator = allocator<charT> >
    class basic_string {
    public:
        // types:
        typedef traits traits_type;
        typedef typename traits::char_type value_type;
        typedef Allocator allocator_type;
        typedef typename Allocator::size_type size_type;
        typedef typename Allocator::difference_type difference_type;

        typedef typename Allocator::reference reference;
        typedef typename Allocator::const_reference const_reference;
        typedef typename Allocator::pointer pointer;
        typedef typename Allocator::const_pointer const_pointer;

        typedef implementation defined iterator; // See 23.1
        typedef implementation defined const_iterator; // See 23.1
        typedef std::reverse_iterator<iterator> reverse_iterator;
        typedef std::reverse_iterator<const_iterator> const_reverse_iterator;
        static const size_type npos = -1;
    };
}

```

```

// 21.3.1 construct/copy/destroy:
explicit basic_string(const Allocator& a = Allocator());
basic_string(const basic_string& str, size_type pos = 0,
             size_type n = npos, const Allocator& a = Allocator());
basic_string(const charT* s, size_type n, const Allocator& a = Allocator());
basic_string(const charT* s, const Allocator& a = Allocator());
basic_string(size_type n, charT c, const Allocator& a = Allocator());
template<class InputIterator>
    basic_string(InputIterator begin, InputIterator end,
                const Allocator& a = Allocator());
~basic_string();
basic_string& operator=(const basic_string& str);
basic_string& operator=(const charT* s);
basic_string& operator=(charT c);

// 21.3.2 iterators:
iterator      begin();
const_iterator begin() const;
iterator      end();
const_iterator end() const;

reverse_iterator      rbegin();
const_reverse_iterator rbegin() const;
reverse_iterator      rend();
const_reverse_iterator rend() const;

// 21.3.3 capacity:
size_type size() const;
size_type length() const;
size_type max_size() const;
void resize(size_type n, charT c);
void resize(size_type n);
size_type capacity() const;
void reserve(size_type res_arg = 0);
void clear();
bool empty() const;

// 21.3.4 element access:
const_reference operator[](size_type pos) const;
reference        operator[](size_type pos);
const_reference at(size_type n) const;
reference        at(size_type n);

// 21.3.5 modifiers:
basic_string& operator+=(const basic_string& str);
basic_string& operator+=(const charT* s);
basic_string& operator+=(charT c);
basic_string& append(const basic_string& str);
basic_string& append(const basic_string& str, size_type pos,
                    size_type n);
basic_string& append(const charT* s, size_type n);
basic_string& append(const charT* s);
basic_string& append(size_type n, charT c);
template<class InputIterator>
    basic_string& append(InputIterator first, InputIterator last);

```

```

basic_string& assign(const basic_string&);
basic_string& assign(const basic_string& str, size_type pos,
                    size_type n);
basic_string& assign(const charT* s, size_type n);
basic_string& assign(const charT* s);
basic_string& assign(size_type n, charT c);
template<class InputIterator>
    basic_string& assign(InputIterator first, InputIterator last);

basic_string& insert(size_type pos1, const basic_string& str);
basic_string& insert(size_type pos1, const basic_string& str,
                    size_type pos2, size_type n);
basic_string& insert(size_type pos, const charT* s, size_type n);
basic_string& insert(size_type pos, const charT* s);
basic_string& insert(size_type pos, size_type n, charT c);
iterator insert(iterator p, charT c = charT());
void insert(iterator p, size_type n, charT c);
template<class InputIterator>
    void insert(iterator p, InputIterator first, InputIterator last);

basic_string& erase(size_type pos = 0, size_type n = npos);
iterator erase(iterator position);
iterator erase(iterator first, iterator last);

basic_string& replace(size_type pos1, size_type n1, const basic_string& str);
basic_string& replace(size_type pos1, size_type n1, const basic_string& str,
                    size_type pos2, size_type n2);
basic_string& replace(size_type pos, size_type n1, const charT* s,
                    size_type n2);
basic_string& replace(size_type pos, size_type n1, const charT* s);
basic_string& replace(size_type pos, size_type n1, size_type n2, charT c);

basic_string& replace(iterator i1, iterator i2, const basic_string& str);
basic_string& replace(iterator i1, iterator i2, const charT* s, size_type n);
basic_string& replace(iterator i1, iterator i2, const charT* s);
basic_string& replace(iterator i1, iterator i2,
                    size_type n, charT c);
template<class InputIterator>
    basic_string& replace(iterator i1, iterator i2,
                        InputIterator j1, InputIterator j2);

size_type copy(charT* s, size_type n, size_type pos = 0) const;
void swap(basic_string<charT,traits,Allocator>&);

// 21.3.6 string operations:
const charT* c_str() const; // explicit
const charT* data() const;
allocator_type get_allocator() const;

size_type find (const basic_string& str, size_type pos = 0) const;
size_type find (const charT* s, size_type pos, size_type n) const;
size_type find (const charT* s, size_type pos = 0) const;
size_type find (charT c, size_type pos = 0) const;
size_type rfind(const basic_string& str, size_type pos = npos) const;
size_type rfind(const charT* s, size_type pos, size_type n) const;
size_type rfind(const charT* s, size_type pos = npos) const;
size_type rfind(charT c, size_type pos = npos) const;

```

```

size_type find_first_of(const basic_string& str, size_type pos = 0) const;
size_type find_first_of(const charT* s, size_type pos, size_type n) const;
size_type find_first_of(const charT* s, size_type pos = 0) const;
size_type find_first_of(charT c, size_type pos = 0) const;
size_type find_last_of (const basic_string& str,
                       size_type pos = npos) const;
size_type find_last_of (const charT* s, size_type pos, size_type n) const;
size_type find_last_of (const charT* s, size_type pos = npos) const;
size_type find_last_of (charT c, size_type pos = npos) const;

size_type find_first_not_of(const basic_string& str,
                           size_type pos = 0) const;
size_type find_first_not_of(const charT* s, size_type pos,
                           size_type n) const;
size_type find_first_not_of(const charT* s, size_type pos = 0) const;
size_type find_first_not_of(charT c, size_type pos = 0) const;
size_type find_last_not_of (const basic_string& str,
                           size_type pos = npos) const;
size_type find_last_not_of (const charT* s, size_type pos,
                           size_type n) const;
size_type find_last_not_of (const charT* s, size_type pos = npos) const;
size_type find_last_not_of (charT c, size_type pos = npos) const;

basic_string substr(size_type pos = 0, size_type n = npos) const;
int compare(const basic_string& str) const;
int compare(size_type pos1, size_type n1,
            const basic_string& str) const;
int compare(size_type pos1, size_type n1,
            const basic_string& str,
            size_type pos2, size_type n2) const;
int compare(const charT* s) const;
int compare(size_type pos1, size_type n1,
            const charT* s, size_type n2 = npos) const;
};
}

```

21.3.1 `basic_string` constructors

[lib.string.cons]

- 1 In all `basic_string` constructors, a copy of the `Allocator` argument is used for any memory allocation performed by the constructor or member functions during the lifetime of the object.

```
explicit basic_string(const Allocator& a = Allocator());
```

- 2 **Effects:** Constructs an object of class `basic_string`. The postconditions of this function are indicated in Table 38:

Table 38—`basic_string(const Allocator&)` effects

Element	Value
<code>data()</code>	a non-null pointer that is copyable and can have 0 added to it
<code>size()</code>	0
<code>capacity()</code>	an unspecified value

```

basic_string(const basic_string<charT,traits,Allocator>& str,
            size_type pos = 0, size_type n = npos,
            const Allocator& a = Allocator());

```

- 3 **Requires:** $pos \leq str.size()$
 4 **Throws:** `out_of_range` if $pos > str.size()$.
 5 **Effects:** Constructs an object of class `basic_string` and determines the effective length r_{len} of the initial string value as the smaller of n and $str.size() - pos$, as indicated in Table 39:

Table 39—`basic_string(basic_string, size_type, size_type, const Allocator&)` effects

Element	Value
<code>data()</code>	points at the first element of an allocated copy of r_{len} consecutive elements of the string controlled by str beginning at position pos
<code>size()</code>	r_{len}
<code>capacity()</code>	a value at least as large as <code>size()</code>
<code>get_allocator()</code>	$str.get_allocator()$

```
basic_string(const charT* s, size_type n,
            const Allocator& a = Allocator());
```

- 6 **Requires:** s shall not be a null pointer and $n < npos$.
 7 **Throws:** `out_of_range` if $n == npos$.
 8 **Effects:** Constructs an object of class `basic_string` and determines its initial string value from the array of `charT` of length n whose first element is designated by s , as indicated in Table 40:

Table 40—`basic_string(const charT*, size_type, const Allocator&)` effects

Element	Value
<code>data()</code>	points at the first element of an allocated copy of the array whose first element is pointed at by s
<code>size()</code>	n
<code>capacity()</code>	a value at least as large as <code>size()</code>

```
basic_string(const charT* s, const Allocator& a = Allocator());
```

- 9 **Requires:** s shall not be a null pointer.
 10 **Effects:** Constructs an object of class `basic_string` and determines its initial string value from the array of `charT` of length `traits::length(s)` whose first element is designated by s , as indicated in Table 41:

Table 41—`basic_string(const charT*, const Allocator&)` effects

Element	Value
<code>data()</code>	points at the first element of an allocated copy of the array whose first element is pointed at by s
<code>size()</code>	<code>traits::length(s)</code>
<code>capacity()</code>	a value at least as large as <code>size()</code>

- 11 **Notes:** Uses `traits::length()`.

```
basic_string(size_type n, charT c, const Allocator& a = Allocator());
```

- 12 **Requires:** $n < npos$
 13 **Throws:** `length_error` if $n == npos$.
 14 **Effects:** Constructs an object of class `basic_string` and determines its initial string value by repeating the char-like object c for all n elements, as indicated in Table 42:

Table 42—`basic_string(size_type, charT, const Allocator&)` effects

Element	Value
<code>data()</code>	points at the first element of an allocated array of n elements, each storing the initial value c
<code>size()</code>	n
<code>capacity()</code>	a value at least as large as <code>size()</code>

```
template<class InputIterator>
  basic_string(InputIterator begin, InputIterator end,
              const Allocator& a = Allocator());
```

- 15 **Effects:** Constructs a string from the values in the range $[begin, end)$, as indicated in Table 43:

Table 43—`basic_string(InputIterator, InputIterator, const Allocator&)` effects

Element	Value
<code>data()</code>	points at the first element of an allocated copy of the elements in the range $[begin, end)$
<code>size()</code>	distance between $begin$ and end
<code>capacity()</code>	a value at least as large as <code>size()</code>

- 16 **Notes:** see clause 23.1.1.

```
basic_string<charT, traits, Allocator>&
  operator=(const basic_string<charT, traits, Allocator>& str);
```

- 17 **Effects:** If $*this$ and str are not the same object, modifies $*this$ as shown in Table 44:

Table 44—`operator=(const basic_string<charT, traits, Allocator>&)` effects

Element	Value
<code>data()</code>	points at the first element of an allocated copy of the array whose first element is pointed at by $str.data()$
<code>size()</code>	$str.size()$
<code>capacity()</code>	a value at least as large as <code>size()</code>

If $*this$ and str are the same object, the member has no effect.

- 18 **Returns:** $*this$

```
basic_string<charT, traits, Allocator>&
  operator=(const charT* s);
```

- 19 **Returns:** $*this = basic_string<charT, traits, Allocator>(s)$.

- 20 **Notes:** Uses `traits::length()`.

```
basic_string<charT, traits, Allocator>& operator=(charT c);
```


21 **Returns:** `*this = basic_string<charT,traits,Allocator>(1,c)`.

21.3.2 `basic_string` iterator support

[lib.string.iterators]

```
iterator      begin();
const_iterator begin() const;
```

1 **Returns:** an iterator referring to the first character in the string.

```
iterator      end();
const_iterator end() const;
```

2 **Returns:** an iterator which is the past-the-end value.

```
reverse_iterator      rbegin();
const_reverse_iterator rbegin() const;
```

3 **Returns:** an iterator which is semantically equivalent to `reverse_iterator(end())`.

```
reverse_iterator      rend();
const_reverse_iterator rend() const;
```

4 **Returns:** an iterator which is semantically equivalent to `reverse_iterator(begin())`.

21.3.3 `basic_string` capacity

[lib.string.capacity]

```
size_type size() const;
```

1 **Returns:** a count of the number of char-like objects currently in the string.

```
size_type length() const;
```

2 **Returns:** `size()`.

```
size_type max_size() const;
```

3 **Returns:** The maximum size of the string.

```
void resize(size_type n, charT c);
```

4 **Requires:** $n \leq \text{max_size}()$

5 **Throws:** `length_error` if $n > \text{max_size}()$.

6 **Effects:** Alters the length of the string designated by `*this` as follows:

— If $n \leq \text{size}()$, the function replaces the string designated by `*this` with a string of length n whose elements are a copy of the initial elements of the original string designated by `*this`.

— If $n > \text{size}()$, the function replaces the string designated by `*this` with a string of length n whose first `size()` elements are a copy of the original string designated by `*this`, and whose remaining elements are all initialized to `c`.

```
void resize(size_type n);
```

7 **Effects:** `resize(n, charT())`.

```
size_type capacity() const;
```

8 **Returns:** the size of the allocated storage in the string.

```
void reserve(size_type res_arg=0);
```

9 The member function `reserve()` is a directive that informs a `basic_string` object of a planned change in size, so that it can manage the storage allocation accordingly.

10 **Effects:** After `reserve()`, `capacity()` is greater or equal to the argument of `reserve`. Reallocation invalidates all the references, pointers, and iterators referring to the elements in the sequence.

```
void clear();
```

11 **Effects:** Behaves as if the function calls:

```
erase(begin(), end());
```

```
bool empty() const;
```

12 **Returns:** `size() == 0`.

21.3.4 basic_string element access

[lib.string.access]

```
const_reference operator[](size_type pos) const;
reference          operator[](size_type pos);
```

1 **Effects:** The reference returned is invalid after any subsequent call to `c_str()`, `data()`, or any non-const member function for the object.

2 **Returns:** If `pos < size()`, returns `data()[pos]`. Otherwise, if `pos == size()`, the const version returns `traits::eos()`. Otherwise, the behavior is undefined.

```
const_reference at(size_type pos) const;
reference        at(size_type pos);
```

3 **Requires:** `pos < size()`

4 **Throws:** `out_of_range` if `pos >= size()`.

5 **Returns:** `operator[](pos)`.

21.3.5 basic_string modifiers

[lib.string.modifiers]

21.3.5.1 basic_string::operator+=

[lib.string::op+=]

```
basic_string<charT,traits,Allocator>&
operator+=(const basic_string<charT,traits,Allocator>& str);
```

1 **Returns:** `append(str)`.

```
basic_string<charT,traits,Allocator>& operator+=(const charT* s);
```

2 **Returns:** `*this += basic_string<charT,traits,Allocator>(s)`.

3 **Notes:** Uses `traits::length()`.

```
basic_string<charT,traits,Allocator>& operator+=(charT c);
```

4 **Returns:** `*this += basic_string<charT,traits,Allocator>(1, c)`.

21.3.5.2 basic_string::append

[lib.string::append]

```
basic_string<charT,traits,Allocator>&
append(const basic_string<charT,traits>& str);
```

1 **Returns:** `append(str, 0, npos)`.

```
basic_string<charT,traits,Allocator>&
append(const basic_string<charT,traits>& str, size_type pos, size_type n);
```

2 **Requires:** `pos <= str.size()`

3 **Throws:** `out_of_range` if `pos > str.size()`.

4 **Effects:** Determines the effective length `rlen` of the string to append as the smaller of `n` and `str.size() - pos`. The function then throws `length_error` if `size() >= npos - rlen`.

Otherwise, the function replaces the string controlled by `*this` with a string of length `size() + rlen` whose first `size()` elements are a copy of the original string controlled by `*this` and whose remaining elements are a copy of the initial elements of the string controlled by `str` beginning at position `pos`.

5 **Returns:** `*this`.

```
basic_string<charT,traits,Allocator>&
  append(const charT* s, size_type n);
```

6 **Returns:** `append(basic_string<charT,traits,Allocator>(s,n))`.

```
basic_string<charT,traits,Allocator>& append(const charT* s);
```

7 **Returns:** `append(basic_string<charT,traits,Allocator>(s))`.

8 **Notes:** Uses `traits::length()`.

```
basic_string<charT,traits,Allocator>&
  append(size_type n, charT c);
```

9 **Returns:** `append(basic_string<charT,traits,Allocator>(n,c))`.

```
template<class InputIterator>
  basic_string& append(InputIterator first, InputIterator last);
```

10 **Returns:** `append(basic_string<charT,traits,Allocator>(first,last))`.

21.3.5.3 `basic_string::assign`

[`lib.string::assign`]

```
basic_string<charT,traits,Allocator>&
  assign(const basic_string<charT,traits>& str);
```

1 **Returns:** `assign(str, 0, npos)`.

```
basic_string<charT,traits,Allocator>&
  assign(const basic_string<charT,traits>& str, size_type pos,
        size_type n);
```

2 **Requires:** `pos <= str.size()`

3 **Throws:** `out_of_range` if `pos > str.size()`.

4 **Effects:** Determines the effective length `rlen` of the string to assign as the smaller of `n` and `str.size() - pos`.

The function then replaces the string controlled by `*this` with a string of length `rlen` whose elements are a copy of the string controlled by `str` beginning at position `pos`.

5 **Returns:** `*this`.

```
basic_string<charT,traits,Allocator>&
  assign(const charT* s, size_type n);
```

6 **Returns:** `assign(basic_string<charT,traits,Allocator>(s,n))`.

```
basic_string<charT,traits,Allocator>& assign(const charT* s);
```

7 **Returns:** `assign(basic_string<charT, traits, Allocator>(s))`.

8 **Notes:** Uses `traits::length()`.

```
basic_string<charT,traits,Allocator>&
  assign(size_type n, charT c);
```

9 **Returns:** `assign(basic_string<charT,traits,Allocator>(n,c))`.

```
template<class InputIterator>
  basic_string& assign(InputIterator first, InputIterator last);
```

10 **Returns:** `assign(basic_string<charT,traits,Allocator>(first,last))`.

21.3.5.4 `basic_string::insert`

[`lib.string::insert`]

```
basic_string<charT,traits,Allocator>&
  insert(size_type pos1,
        const basic_string<charT,traits,Allocator>& str);
```

1 **Returns:** `insert(pos1, str, 0, npos)`.
`basic_string<charT, traits, Allocator>&`
`insert(size_type pos1,`
`const basic_string<charT, traits, Allocator>& str,`
`size_type pos2, size_type n);`

2 **Requires** `pos1 <= size()` and `pos2 <= str.size()`
3 **Throws:** `out_of_range` if `pos1 > size()` or `pos2 > str.size()`.
4 **Effects:** Determines the effective length `rlen` of the string to insert as the smaller of `n` and `str.size() - pos2`. Then throws `length_error` if `size() >= npos - rlen`.
Otherwise, the function replaces the string controlled by `*this` with a string of length `size() + rlen` whose first `pos1` elements are a copy of the initial elements of the original string controlled by `*this`, whose next `rlen` elements are a copy of the elements of the string controlled by `str` beginning at position `pos2`, and whose remaining elements are a copy of the remaining elements of the original string controlled by `*this`.

5 **Returns:** `*this`.
`basic_string<charT, traits, Allocator>&`
`insert(size_type pos, const charT* s, size_type n);`

6 **Returns:** `insert(pos, basic_string<charT, traits, Allocator>(s, n))`.
`basic_string<charT, traits, Allocator>&`
`insert(size_type pos, const charT* s);`

7 **Returns:** `insert(pos, basic_string<charT, traits, Allocator>(s))`.
8 **Notes:** Uses `traits::length()`.
`basic_string<charT, traits, Allocator>&`
`insert(size_type pos, size_type n, charT c);`

9 **Returns:** `insert(pos, basic_string<charT, traits, Allocator>(n, c))`.
`iterator insert(iterator p, charT c);`

10 **Requires:** `p` is a valid iterator on `*this`.
11 **Effects:** inserts a copy of `c` before the character referred to by `p`.
12 **Returns:** an iterator which refers to the copy of the inserted character.
`void insert(iterator p, size_type n, charT c);`

13 **Requires:** `p` is a valid iterator on `*this`.
14 **Effects:** inserts `n` copies of `c` before the character referred to by `p`.
`template<class InputIterator>`
`void insert(iterator p, InputIterator first, InputIterator last);`

15 **Requires:** `p` is a valid iterator on `*this`. `[first, last)` is a valid range.
16 **Effects:** inserts copies of the characters in the range `[first, last)` before the character referred to by `p`.

21.3.5.5 `basic_string::erase`

[lib.string::erase]

`basic_string<charT, traits, Allocator>&`
`erase(size_type pos = 0, size_type n = npos);`

1 **Requires:** `pos <= size()`
2 **Throws:** `out_of_range` if `pos > size()`.
3 **Effects:** Determines the effective length `xlen` of the string to be removed as the smaller of `n` and `size() - pos`.
The function then replaces the string controlled by `*this` with a string of length `size() - xlen` whose first `pos` elements are a copy of the initial elements of the original string controlled by `*this`, and whose remaining elements are a copy of the elements of the original string controlled by `*this`

beginning at position *pos* + *xlen*.

4 **Returns:** **this*.

```
iterator erase(iterator p);
```

5 **Requires:** *p* is a valid iterator on **this*.

6 **Effects:** removes the character referred to by *p*.

7 **Returns:** an iterator which points to the element immediately following *p* prior to the element being erased. If no such element exists, `end()` is returned.

```
iterator erase(iterator first, iterator last);
```

8 **Requires:** *first* and *last* are valid iterators on **this*, defining a range [*first*, *last*).

9 **Effects:** removes the characters in the range [*first*, *last*).

10 **Returns:** an iterator which points to the element immediately following *last* prior to the element being erased. If no such element exists, `end()` is returned.

21.3.5.6 `basic_string::replace`

[`lib.string::replace`]

```
basic_string<charT,traits,Allocator>&
  replace(size_type pos1, size_type n1,
          const basic_string<charT,traits,Allocator>& str);
```

1 **Returns:** `replace(pos1, n1, str, 0, npos)`.

```
basic_string<charT,traits,Allocator>&
  replace(size_type pos1, size_type n1,
          const basic_string<charT,traits,Allocator>& str,
          size_type pos2, size_type n2);
```

2 **Requires:** `pos1 <= size() && pos2 <= str.size()`.

3 **Throws:** `out_of_range` if `pos1 > size()` or `pos2 > str.size()`.

4 **Effects:** Determines the effective length *xlen* of the string to be removed as the smaller of *n1* and `size() - pos1`. It also determines the effective length *rlen* of the string to be inserted as the smaller of *n2* and `str.size() - pos2`.

Throws `length_error` if `size() - xlen >= npos - rlen`.

Otherwise, the function replaces the string controlled by **this* with a string of length `size() - xlen + rlen` whose first *pos1* elements are a copy of the initial elements of the original string controlled by **this*, whose next *rlen* elements are a copy of the initial elements of the string controlled by *str* beginning at position *pos2*, and whose remaining elements are a copy of the elements of the original string controlled by **this* beginning at position *pos1* + *xlen*.

5 **Returns:** **this*.

```
basic_string<charT,traits,Allocator>&
  replace(size_type pos, size_type n1, const charT* s, size_type n2);
```

6 **Returns:** `replace(pos, n1, basic_string<charT,traits,Allocator>(s, n2))`.

```
basic_string<charT,traits,Allocator>&
  replace(size_type pos, size_type n1, const charT* s);
```

7 **Returns:** `replace(pos, n1, basic_string<charT,traits,Allocator>(s))`.

8 **Notes:** Uses `traits::length()`.

```
basic_string<charT,traits,Allocator>&
  replace(size_type pos, size_type n1,
          size_type n2, charT c);
```

9 **Returns:** `replace(pos, n1, basic_string<charT,traits,Allocator>(n2, c))`.

```
basic_string& replace(iterator i1, iterator i2, const basic_string& str);
```

10 **Requires:** The iterators *i1* and *i2* are valid iterators on **this*, defining a range [*i1*, *i2*).

11 **Effects:** Replaces the string controlled by `*this` with a string of length `size() - (i2 - i1) + str.size()` whose first `begin() - i1` elements are a copy of the initial elements of the original string controlled by `*this`, whose next `str.size()` elements are a copy of the string controlled by `str`, and whose remaining elements are a copy of the elements of the original string controlled by `*this` beginning at position `i2`.

12 **Returns:** `*this`.

13 **Notes:** After the call, the length of the string will be changed by: `str.size() - (i2 - i1)`.

```
basic_string&
  replace(iterator i1, iterator i2, const charT* s, size_type n);
```

14 **Returns:** `replace(i1, i2, basic_string(s, n))`.

15 **Notes:** Length change: `n - (i2 - i1)`.

```
basic_string& replace(iterator i1, iterator i2, const charT* s);
```

16 **Returns:** `replace(i1, i2, basic_string(s))`.

17 **Notes:** Length change: `traits::length(s) - (i2 - i1)`.

Uses `traits::length()`.

```
basic_string& replace(iterator i1, iterator i2, size_type n,
                    charT c);
```

18 **Returns:** `replace(i1, i2, basic_string(n, c))`.

19 **Notes:** Length change: `n - (i2 - i1)`.

```
template<class InputIterator>
  basic_string& replace(iterator i1, iterator i2,
                    InputIterator j1, InputIterator j2);
```

20 **Returns:** `replace(i1, i2, basic_string(j1, j2))`.

21 **Notes:** Length change: `j2 - j1 - (i2 - i1)`.

21.3.5.7 `basic_string::copy`

[`lib.string::copy`]

```
size_type copy(charT* s, size_type n, size_type pos = 0) const;
```

1 **Requires:** `pos <= size()`

2 **Throws:** `out_of_range` if `pos > size()`.

3 **Effects:** Determines the effective length `rlen` of the string to copy as the smaller of `n` and `size() - pos`. `s` shall designate an array of at least `rlen` elements.

The function then replaces the string designated by `s` with a string of length `rlen` whose elements are a copy of the string controlled by `*this` beginning at position `pos`.

The function does not append a null object to the string designated by `s`.

4 **Returns:** `rlen`.

21.3.5.8 `basic_string::swap`

[`lib.string::swap`]

```
void swap(basic_string<charT, traits, Allocator>& s);
```

1 **Effects:** Swaps the contents of the two strings.

2 **Postcondition:** `*this` contains the characters that were in `s`, `s` contains the characters that were in `*this`.

3 **Complexity:** constant time.

21.3.6 `basic_string` string operations

[`lib.string.ops`]

```
const charT* c_str() const;
```

1 **Returns:** A pointer to the initial element of an array of length `size() + 1` whose first `size()` elements equal the corresponding elements of the string controlled by `*this` and whose last element is a null character specified by `traits::eos()`.

basic_string string operations

2 **Requires:** The program shall not alter any of the values stored in the array. Nor shall the program treat the returned value as a valid pointer value after any subsequent call to a non-const member function of the class `basic_string` that designates the same object as `this`.

3 **Notes:** Uses `traits::eos()`.

```
const charT* data() const;
```

4 **Returns:** If `size()` is nonzero, the member returns a pointer to the initial element of an array whose first `size()` elements equal the corresponding elements of the string controlled by `*this`. If `size()` is zero, the member returns a non-null pointer that is copyable and can have zero added to it.

5 **Requires:** The program shall not alter any of the values stored in the character array. Nor shall the program treat the returned value as a valid pointer value after any subsequent call to a non-const member function of `basic_string` that designates the same object as `this`.

```
allocator_type get_allocator() const;
```

6 **Returns:** a copy of the `Allocator` object used to construct the string.

21.3.6.1 basic_string::find**[lib.string::find]**

```
size_type find(const basic_string<charT,traits,Allocator>& str,
              size_type pos = 0) const;
```

1 **Effects:** Determines the lowest position `xpos`, if possible, such that both of the following conditions obtain:

— `pos <= xpos` and `xpos + str.size() <= size()`;

— `at(xpos+I) == str.at(I)` for all elements `I` of the string controlled by `str`.

2 **Returns:** `xpos` if the function can determine such a value for `xpos`. Otherwise, returns `npos`.

3 **Notes:** Uses `traits::eq()`.

```
size_type find(const charT* s, size_type pos, size_type n) const;
```

4 **Returns:** `find(basic_string<charT,traits,Allocator>(s,n),pos)`.

```
size_type find(const charT* s, size_type pos = 0) const;
```

5 **Returns:** `find(basic_string<charT,traits,Allocator>(s),pos)`.

6 **Notes:** Uses `traits::length()`.

```
size_type find(charT c, size_type pos = 0) const;
```

7 **Returns:** `find(basic_string<charT,traits,Allocator>(1,c),pos)`.

21.3.6.2 basic_string::rfind**[lib.string::rfind]**

```
size_type rfind(const basic_string<charT,traits,Allocator>& str,
              size_type pos = npos) const;
```

1 **Effects:** Determines the highest position `xpos`, if possible, such that both of the following conditions obtain:

— `xpos <= pos` and `xpos + str.size() <= size()`;

— `at(xpos+I) == str.at(I)` for all elements `I` of the string controlled by `str`.

2 **Returns:** `xpos` if the function can determine such a value for `xpos`. Otherwise, returns `npos`.

3 **Notes:** Uses `traits::eq()`.

```
size_type rfind(const charT* s, size_type pos, size_type n) const;
```

4 **Returns:** `rfind(basic_string<charT,traits,Allocator>(s,n),pos)`.

```
size_type rfind(const charT* s, size_type pos = npos) const;
```

5 **Returns:** `rfind(basic_string<charT,traits,Allocator>(s),pos)`.

6 **Notes:** Uses `traits::length()`.

```
size_type rfind(charT c, size_type pos = npos) const;
```

7 **Returns:** `rfind(basic_string<charT,traits,Allocator>(1,c),pos)`.

21.3.6.3 `basic_string::find_first_of`

[lib.string::find.first.of]

```
size_type
find_first_of(const basic_string<charT,traits,Allocator>& str,
              size_type pos = 0) const;
```

1 **Effects:** Determines the lowest position `xpos`, if possible, such that both of the following conditions obtain:

— `pos <= xpos` and `xpos < size()`;

— `at(xpos) == str.at(I)` for some element `I` of the string controlled by `str`.

2 **Returns:** `xpos` if the function can determine such a value for `xpos`. Otherwise, returns `npos`.

3 **Notes:** Uses `traits::eq()`.

```
size_type
find_first_of(const charT* s, size_type pos, size_type n) const;
```

4 **Returns:** `find_first_of(basic_string<charT,traits,Allocator>(s,n),pos)`.

```
size_type find_first_of(const charT* s, size_type pos = 0) const;
```

5 **Returns:** `find_first_of(basic_string<charT,traits,Allocator>(s),pos)`.

6 **Notes:** Uses `traits::length()`.

```
size_type find_first_of(charT c, size_type pos = 0) const;
```

7 **Returns:** `find_first_of(basic_string<charT,traits,Allocator>(1,c),pos)`.

21.3.6.4 `basic_string::find_last_of`

[lib.string::find.last.of]

```
size_type
find_last_of(const basic_string<charT,traits,Allocator>& str,
             size_type pos = npos) const;
```

1 **Effects:** Determines the highest position `xpos`, if possible, such that both of the following conditions obtain:

— `xpos <= pos` and `pos < size()`;

— `at(xpos) == str.at(I)` for some element `I` of the string controlled by `str`.

2 **Returns:** `xpos` if the function can determine such a value for `xpos`. Otherwise, returns `npos`.

3 **Notes:** Uses `traits::eq()`.

```
size_type find_last_of(const charT* s, size_type pos, size_type n) const;
```

4 **Returns:** `find_last_of(basic_string<charT,traits,Allocator>(s,n),pos)`.

```
size_type find_last_of(const charT* s, size_type pos = npos) const;
```

5 **Returns:** `find_last_of(basic_string<charT,traits,Allocator>(s),pos)`.

6 **Notes:** Uses `traits::length()`.

```
size_type find_last_of(charT c, size_type pos = npos) const;
```

7 **Returns:** `find_last_of(basic_string<charT,traits,Allocator>(1,c),pos)`.

`basic_string::find_first_not_of`**21.3.6.5 `basic_string::find_first_not_of`****[`lib.string::find.first.not.of`]**

```
size_type
```

```
    find_first_not_of(const basic_string<charT,traits,Allocator>& str,
                     size_type pos = 0) const;
```

1 **Effects:** Determines the lowest position *xpos*, if possible, such that both of the following conditions obtain:

— *pos* <= *xpos* and *xpos* < *size()*;

— *at(xpos)* == *str.at(I)* for no element *I* of the string controlled by *str*.

2 **Returns:** *xpos* if the function can determine such a value for *xpos*. Otherwise, returns *npos*.

3 **Notes:** Uses `traits::eq()`.

```
size_type
```

```
    find_first_not_of(const charT* s, size_type pos, size_type n) const;
```

4 **Returns:** `find_first_not_of(basic_string<charT,traits,Allocator>(s,n),pos)`.

```
size_type find_first_not_of(const charT* s, size_type pos = 0) const;
```

5 **Returns:** `find_first_not_of(basic_string<charT,traits,Allocator>(s),pos)`.

6 **Notes:** Uses `traits::length()`.

```
size_type find_first_not_of(charT c, size_type pos = 0) const;
```

7 **Returns:** `find_first_not_of(basic_string<charT,traits,Allocator>(1,c),pos)`.

21.3.6.6 `basic_string::find_last_not_of`**[`lib.string::find.last.not.of`]**

```
size_type
```

```
    find_last_not_of(const basic_string<charT,traits,Allocator>& str,
                    size_type pos = npos) const;
```

1 **Effects:** Determines the highest position *xpos*, if possible, such that both of the following conditions obtain:

— *xpos* <= *pos* and *pos* < *size()*;

— *at(xpos)* == *str.at(I)* for no element *I* of the string controlled by *str*.

2 **Returns:** *xpos* if the function can determine such a value for *xpos*. Otherwise, returns *npos*.

3 **Notes:** Uses `traits::eq()`.

```
size_type find_last_not_of(const charT* s, size_type pos,
                           size_type n) const;
```

4 **Returns:** `find_last_not_of(basic_string<charT,traits,Allocator>(s,n),pos)`.

```
size_type find_last_not_of(const charT* s, size_type pos = npos) const;
```

5 **Returns:** `find_last_not_of(basic_string<charT,traits,Allocator>(s),pos)`.

6 **Notes:** Uses `traits::length()`.

```
size_type find_last_not_of(charT c, size_type pos = npos) const;
```

7 **Returns:** `find_last_not_of(basic_string<charT,traits,Allocator>(1,c),pos)`.

21.3.6.7 `basic_string::substr`**[`lib.string::substr`]**

```
basic_string<charT,traits,Allocator>
```

```
    substr(size_type pos = 0, size_type n = npos) const;
```

1 **Requires:** *pos* <= *size()*

2 **Throws:** `out_of_range` if *pos* > *size()*.

3 **Effects:** Determines the effective length *rlen* of the string to copy as the smaller of *n* and *size()* - *pos*.

4 **Returns:** `basic_string<charT,traits,Allocator>(data()+pos,rlen)`.

21.3.6.8 `basic_string::compare`

[lib.string::compare]

```
int compare(const basic_string<charT,traits,Allocator>& str)
```

1 **Effects:** Determines the effective length *rlen* of the strings to compare as the smallest of `size()` and `str.size()`. The function then compares the two strings by calling `traits::compare(data(), str.data(), rlen)`.

2 **Returns:** the nonzero result if the result of the comparison is nonzero. Otherwise, returns a value as indicated in Table 45:

Table 45—`compare()` results

Condition	Return Value
<code>size() < str.size()</code>	<code>< 0</code>
<code>size() == str.size()</code>	<code>0</code>
<code>size() > str.size()</code>	<code>> 0</code>

```
int compare(size_type pos1, size_type n1,
            const basic_string<charT,traits,Allocator>& str) const;
```

3 **Returns:**

```
basic_string<charT,traits,Allocator>(*this,pos1,n1).compare(
    str) .
```

```
int compare(size_type pos1, size_type n1,
            const basic_string<charT,traits,Allocator>& str,
            size_type pos2, size_type n2) const;
```

4 **Returns:**

```
basic_string<charT,traits,Allocator>(*this,pos1,n1).compare(
    basic_string<charT,traits,Allocator>(str,pos2,n2)) .
```

```
int compare(const charT *s) const;
```

5 **Returns:** `this->compare(basic_string<charT,traits,Allocator>(s))`.

```
int compare(size_type pos, size_type n1,
            charT *s, size_type n2 = npos) const;
```

6 **Returns:**

```
basic_string<charT,traits,Allocator>(*this,pos,n1).compare(
    basic_string<charT,traits,Allocator>(s,n2))
```

21.3.7 `basic_string` non-member functions

[lib.string.nonmembers]

21.3.7.1 `operator+`

[lib.string::op+]

```
template<class charT, class traits, class Allocator>
    basic_string<charT,traits,Allocator>
        operator+(const basic_string<charT,traits,Allocator>& lhs,
                  const basic_string<charT,traits,Allocator>& rhs);
```

1 **Returns:** `basic_string<charT,traits,Allocator>(lhs).append(rhs)`

```
template<class charT, class traits, class Allocator>
    basic_string<charT,traits,Allocator>
        operator+(const charT* lhs,
                  const basic_string<charT,traits,Allocator>& rhs);
```

2 **Returns:** `basic_string<charT,traits,Allocator>(lhs) + rhs`.

3 **Notes:** Uses `traits::length()`.

```
template<class charT, class traits, class Allocator>
    basic_string<charT,traits,Allocator>
        operator+(charT lhs,
                  const basic_string<charT,traits,Allocator>& rhs);
```

4 **Returns:** `basic_string<charT,traits,Allocator>(1, lhs) + rhs`.

```
template<class charT, class traits, class Allocator>
    basic_string<charT,traits,Allocator>
        operator+(const basic_string<charT,traits,Allocator>& lhs,
                  const charT* rhs);
```

5 **Returns:** `lhs + basic_string<charT,traits,Allocator>(rhs)`.

6 **Notes:** Uses `traits::length()`.

```
template<class charT, class traits, class Allocator>
    basic_string<charT,traits,Allocator>
        operator+(const basic_string<charT,traits,Allocator>& lhs,
                  charT rhs);
```

7 **Returns:** `lhs + basic_string<charT,traits,Allocator>(1, rhs)`.

21.3.7.2 operator==

[lib.string::operator==]

```
template<class charT, class traits, class Allocator>
    bool operator==(const basic_string<charT,traits,Allocator>& lhs,
                   const basic_string<charT,traits,Allocator>& rhs);
```

1 **Returns:** `lhs.compare(rhs) == 0`.

```
template<class charT, class traits, class Allocator>
    bool operator==(const charT* lhs,
                   const basic_string<charT,traits,Allocator>& rhs);
```

2 **Returns:** `basic_string<charT,traits,Allocator>(lhs) == rhs`.

```
template<class charT, class traits, class Allocator>
    bool operator==(const basic_string<charT,traits,Allocator>& lhs,
                   const charT* rhs);
```

3 **Returns:** `lhs == basic_string<charT,traits,Allocator>(rhs)`.

4 **Notes:** Uses `traits::length()`.

21.3.7.3 operator!=

[lib.string::op!=]

```
template<class charT, class traits, class Allocator>
    bool operator!=(const basic_string<charT,traits,Allocator>& lhs,
                   const basic_string<charT,traits,Allocator>& rhs);
```

1 **Returns:** `!(lhs == rhs)`.

```
template<class charT, class traits, class Allocator>
    bool operator!=(const charT* lhs,
                   const basic_string<charT,traits,Allocator>& rhs);
```

2 **Returns:** `basic_string<charT,traits,Allocator>(lhs) != rhs`.

```
template<class charT, class traits, class Allocator>
    bool operator!=(const basic_string<charT,traits,Allocator>& lhs,
                   const charT* rhs);
```

3 **Returns:** *lhs* != basic_string<charT,traits,Allocator>(rhs).

4 **Notes:** Uses traits::length().

21.3.7.4 operator<

[lib.string::op<]

```
template<class charT, class traits, class Allocator>
    bool operator<(const basic_string<charT,traits,Allocator>& lhs,
                 const basic_string<charT,traits,Allocator>& rhs);
```

1 **Returns:** *lhs*.compare(*rhs*) < 0.

```
template<class charT, class traits, class Allocator>
    bool operator<(const charT* lhs,
                 const basic_string<charT,traits,Allocator>& rhs);
```

2 **Returns:** basic_string<charT,traits,Allocator>(lhs) < rhs.

```
template<class charT, class traits, class Allocator>
    bool operator<(const basic_string<charT,traits,Allocator>& lhs,
                 const charT* rhs);
```

3 **Returns:** *lhs* < basic_string<charT,traits,Allocator>(rhs).

21.3.7.5 operator>

[lib.string::op>]

```
template<class charT, class traits, class Allocator>
    bool operator>(const basic_string<charT,traits,Allocator>& lhs,
                 const basic_string<charT,traits,Allocator>& rhs);
```

1 **Returns:** *lhs*.compare(*rhs*) > 0.

```
template<class charT, class traits, class Allocator>
    bool operator>(const charT* lhs,
                 const basic_string<charT,traits,Allocator>& rhs);
```

2 **Returns:** basic_string<charT,traits,Allocator>(lhs) > rhs.

```
template<class charT, class traits, class Allocator>
    bool operator>(const basic_string<charT,traits,Allocator>& lhs,
                 const charT* rhs);
```

3 **Returns:** *lhs* > basic_string<charT,traits,Allocator>(rhs).

21.3.7.6 operator<=

[lib.string::op<=]

```
template<class charT, class traits, class Allocator>
    bool operator<=(const basic_string<charT,traits,Allocator>& lhs,
                  const basic_string<charT,traits,Allocator>& rhs);
```

1 **Returns:** *lhs*.compare(*rhs*) <= 0.

```
template<class charT, class traits, class Allocator>
    bool operator<=(const charT* lhs,
                  const basic_string<charT,traits,Allocator>& rhs);
```

2 **Returns:** basic_string<charT,traits,Allocator>(lhs) <= rhs.

```
template<class charT, class traits, class Allocator>
    bool operator<=(const basic_string<charT,traits,Allocator>& lhs,
                  const charT* rhs);
```

3 **Returns:** *lhs* <= basic_string<charT,traits,Allocator>(*rhs*).

21.3.7.7 operator>=

[lib.string::op>=]

```
template<class charT, class traits, class Allocator>
    bool operator>=(const basic_string<charT,traits,Allocator>& lhs,
                   const basic_string<charT,traits,Allocator>& rhs);
```

1 **Returns:** *lhs*.compare(*rhs*) >= 0.

```
template<class charT, class traits, class Allocator>
    bool operator>=(const charT* lhs,
                   const basic_string<charT,traits,Allocator>& rhs);
```

2 **Returns:** basic_string<charT,traits,Allocator>(*lhs*) >= *rhs*.

```
template<class charT, class traits, class Allocator>
    bool operator>=(const basic_string<charT,traits,Allocator>& lhs,
                   const charT* rhs);
```

3 **Returns:** *lhs* >= basic_string<charT,traits,Allocator>(*rhs*).

21.3.7.8 swap

[lib.string.special]

```
template<class charT, class traits, class Allocator>
    void swap(basic_string<charT,traits,Allocator>& lhs,
              basic_string<charT,traits,Allocator>& rhs);
```

1 **Effects:** *lhs*.swap(*rhs*);

21.3.7.9 Inserters and extractors

[lib.string.io]

```
template<class charT, class traits, class Allocator>
    basic_istream<charT,traits>&
    operator>>(basic_istream<charT,traits>& is,
              basic_string<charT,traits,Allocator>& str);
```

1 **Effects:** Begins by constructing a sentry object *k* as if *k* were constructed by basic_istream<charT,traits>::sentry *k*(*is*). If bool(*k*) is true, it calls *str*.erase() and then extracts characters from *is* and appends them to *str* as if by calling *str*.append(1,*c*). If *is*.width() is greater than zero, the maximum number *n* of characters appended is *is*.width(); otherwise *n* is *str*.max_size(). Characters are extracted and appended until any of the following occurs:

- *n* characters are stored;
- end-of-file occurs on the input sequence;
- isspace(*c*,getloc()) is true for the next available input character *c*. After the last character (if any) is extracted, *is*.width(0) is called and the sentry object *k* is destroyed.

2 **Returns:** *is*

```
template<class charT, class traits, class Allocator>
    basic_ostream<charT, traits>&
    operator<<(basic_ostream<charT, traits>& os,
              const basic_string<charT,traits,Allocator>& str);
```

3 **Effects:** Begins by constructing a sentry object *k* as if *k* were constructed by basic_ostream<charT,traits>::sentry *k*(*os*). If bool(*k*) is true, inserts characters as if by calling *os*.rdbuf()->sputn(*str*.data(), *n*), padding as described in stage 3 of 22.2.2.2, where *n* is the smaller of *os*.width() and *str*.size(); then calls *os*.width(0). If the call to sputn fails, calls *os*.setstate(ios_base::failbit).

4 **Returns:** *os*

```
template<class charT, class traits, class Allocator>
  basic_istream<charT,traits>&
    getline(basic_istream<charT,traits>& is,
            basic_string<charT,traits,Allocator>& str,
            charT delim);
```

5 **Effects:** Begins by constructing a sentry object *k* as if by `basic_istream<charT,traits>::sentry k(is)`. If `bool(k)` is true, it calls `str.erase()` and then extracts characters from *is* and appends them to *str* as if by calling `str.append(1, c)` until any of the following occurs:

— end-of-file occurs on the input sequence (in which case, the `getline` function calls `is.setstate(ios_base::eofbit)`).

— `c == delim` for the next available input character *c* (in which case, *c* is extracted but not appended) (27.4.5.3)

— `str.max_size()` characters are stored (in which case, the function calls `is.setstate(ios_base::failbit)` (27.4.5.3)

6 The conditions are tested in the order shown. In any case, after the last character is extracted, the sentry object *k* is destroyed.

7 If the function extracts no characters, it calls `is.setstate(ios_base::failbit)` which may throw `ios_base::failure` (27.4.5.3).

8 **Returns:** *is*.

```
template<class charT, class traits, class Allocator>
  basic_istream<charT,traits>&
    getline(basic_istream<charT,traits>& is,
            basic_string<charT,traits,Allocator>& str)
```

9 **Returns:** `getline(is, str, is.widen('\n'))`

21.4 Null-terminated sequence utilities

[lib.c.strings]

1 Tables 46, 47, 48, 49, and 50 describe headers `<cctype>`, `<cwctype>`, `<cstring>`, `<wchar>`, and `<cstdlib>` (multibyte conversions), respectively.

Table 46—Header `<cctype>` synopsis

Type	Name(s)			
Functions:				
<code>isalnum</code>	<code>isdigit</code>	<code>isprint</code>	<code>isupper</code>	<code>tolower</code>
<code>isalpha</code>	<code>isgraph</code>	<code>ispunct</code>	<code>isxdigit</code>	<code>toupper</code>
<code>isctrl</code>	<code>islower</code>	<code>isspace</code>		

Table 47—Header <cwctype> synopsis

Type	Name(s)				
Macro:	WEOF <cwctype>				
Types:	wctrans_t	wctype_t	wint_t	<cwctype>	
Functions:	iswalnum	iswctype	iswlower	iswspace	towctrans wctrans
	iswalpha	iswdigit	iswprint	iswupper	towlower wctype
	iswcntrl	iswgraph	iswpunct	iswxdigit	towupper

Table 48—Header <cstring> synopsis

Type	Name(s)			
Macro:	NULL <cstring>			
Type:	size_t <cstring>			
Functions:	memchr	strcat	strcspn	strncpy strtok
	memcmp	strchr	strerror	strpbrk strxfrm
	memcpy	strcmp	strlen	strrchr
	memmove	strcoll	strncat	strspn
	memset	strcpy	strncmp	strstr

Table 49—Header <wchar> synopsis

Type	Name(s)				
Macros:	NULL <wchar>	WCHAR_MAX	WCHAR_MIN	WEOF <wchar>	
Types:	mbstate_t	wint_t <wchar>	size_t		
Functions:	btowc	getwchar	ungetwc	wscpy	wcsrtombs wmemchr
	fgetwc	mbrlen	vfwprintf	wscspn	wcsspn wmemcmp
	fgetws	mbrtowc	vswprintf	wcsftime	wcsstr wmemcpy
	fputwc	mbsinit	vwprintf	wcslen	wcstod wmemmove
	fputws	mbsrtowcs	wcrtomb	wcsncat	wcstok wmemset
	fwide	putwc	wcscat	wcsncmp	wcstol wprintf
	fwprintf	putwchar	wcschr	wcsncpy	wcstoul wscanf
	fwscanf	swprintf	wcscmp	wcspbrk	wcsxfrm
	getwc	swscanf	wcscoll	wcsrchr	wctob

Table 50—Header `<cstdliblib>` synopsis

Type	Name(s)		
Macros:	MB_CUR_MAX		
Functions:			
atol	mblen	strtod	wctomb
atof	mbstowcs	strtoul	wcstombs
atoi	mbtowc	strtoul	

2 The contents of these headers are the same as the Standard C library headers `<type.h>`, `<wctype.h>`, `<string.h>`, `<wchar.h>` and `<stdlib.h>` respectively, with the following modifications:

3 None of the headers shall define the type `wchar_t` (2.11).

4 The function signature `strchr(const char*, int)` is replaced by the two declarations:

```
const char* strchr(const char* s, int c);
char* strchr(char* s, int c);
```

5 both of which have the same behavior as the original declaration.

6 The function signature `strpbrk(const char*, const char*)` is replaced by the two declarations:

```
const char* strpbrk(const char* s1, const char* s2);
char* strpbrk(char* s1, const char* s2);
```

7 both of which have the same behavior as the original declaration.

8 The function signature `strrchr(const char*, int)` is replaced by the two declarations:

```
const char* strrchr(const char* s, int c);
char* strrchr(char* s, int c);
```

9 both of which have the same behavior as the original declaration.

10 The function signature `strstr(const char*, const char*)` is replaced by the two declarations:

```
const char* strstr(const char* s1, const char* s2);
char* strstr(char* s1, const char* s2);
```

11 both of which have the same behavior as the original declaration.

12 The function signature `memchr(const void*, int, size_t)` is replaced by the two declarations:

```
const void* memchr(const void* s, int c, size_t n);
void* memchr(void* s, int c, size_t n);
```

13 both of which have the same behavior as the original declaration.

14 The function signature `wcschr(const wchar_t*, wchar_t)` is replaced by the two declarations:

```
const wchar_t* wcschr(const wchar_t* s, wchar_t c);
wchar_t* wcschr(wchar_t* s, wchar_t c);
```

15 both of which have the same behavior as the original declaration.

16 The function signature `wcspbrk(const wchar_t*, const wchar_t*)` is replaced by the two declarations:


```
const wchar_t* wcsrchr(const wchar_t* s1, const wchar_t* s2);
wchar_t* wcsrchr(wchar_t* s1, const wchar_t* s2);
```

17 both of which have the same behavior as the original declaration.

18 The function signature `wcsrchr(const wchar_t*, wchar_t)` is replaced by the two declarations:

```
const wchar_t* wcsrchr(const wchar_t* s, wchar_t c);
wchar_t* wcsrchr(wchar_t* s, wchar_t c);
```

19 both of which have the same behavior as the original declaration.

20 The function signature `wcsstr(const wchar_t*, const wchar_t*)` is replaced by the two declarations:

```
const wchar_t* wcsstr(const wchar_t* s1, const wchar_t* s2);
wchar_t* wcsstr(wchar_t* s1, const wchar_t* s2);
```

21 both of which have the same behavior as the original declaration.

22 The function signature `wmemchr(const wchar_t*, int, size_t)` is replaced by the two declarations:

```
const wchar_t* wmemchr(const wchar_t* s, wchar_t c, size_t n);
wchar_t* wmemchr(wchar_t* s, wchar_t c, size_t n);
```

23 both of which have the same behavior as the original declaration.

SEE ALSO: ISO C subclauses 7.3, 7.10.7, 7.10.8, and 7.11. Amendment 1 subclauses 4.4, 4.5, and 4.6.

22 Localization library

[lib.localization]

- 1 This clause describes components that C++ programs may use to encapsulate (and therefore be more portable when confronting) cultural differences. The locale facility includes internationalization support for character classification and string collation, numeric, monetary, and date/time formatting and parsing, and message retrieval.
- 2 The following subclauses describe components for locales themselves, the standard facets, and facilities from the ISO C library, as summarized in Table 51:

Table 51—Localization library summary

Subclause	Header(s)
22.1 Locales	<locale>
22.2 Standard locale Categories	<locale>
22.3 C library locales	<locale>

22.1 Locales

[lib.locales]

Header <locale> synopsis

```
namespace std {  
// subclause 22.1.1, locale:  
    class locale;  
    template <class Facet> const Facet& use_facet(const locale&);  
    template <class Facet> bool      has_facet(const locale&) throw();  
  
// subclause 22.1.3, convenience interfaces:  
    template <class charT> bool isspace (charT c, const locale& loc) const;  
    template <class charT> bool isprint (charT c, const locale& loc) const;  
    template <class charT> bool iscntrl (charT c, const locale& loc) const;  
    template <class charT> bool isupper (charT c, const locale& loc) const;  
    template <class charT> bool islower (charT c, const locale& loc) const;  
    template <class charT> bool isalpha (charT c, const locale& loc) const;  
    template <class charT> bool isdigit (charT c, const locale& loc) const;  
    template <class charT> bool ispunct (charT c, const locale& loc) const;  
    template <class charT> bool isxdigit(charT c, const locale& loc) const;  
    template <class charT> bool isalnum (charT c, const locale& loc) const;  
    template <class charT> bool isgraph (charT c, const locale& loc) const;  
    template <class charT> charT toupper(charT c, const locale& loc) const;  
    template <class charT> charT tolower(charT c, const locale& loc) const;
```

```

// subclauses 22.2.1 and 22.2.1.3, ctype:
class ctype_base;
template <class charT> class ctype;
template <> class ctype<char>; // specialization
template <class charT> class ctype_byname;
template <> class ctype_byname<char>; // specialization
class codecvt_base;
template <class internT, class externT, class stateT> class codecvt;
template <class internT, class externT, class stateT> class codecvt_byname;

// subclauses 22.2.2 and 22.2.3, numeric:
template <class charT, class InputIterator> class num_get;
template <class charT, class OutputIterator> class num_put;
template <class charT> class numpunct;
template <class charT> class numpunct_byname;

// subclause 22.2.4, collation:
template <class charT> class collate;
template <class charT> class collate_byname;

// subclause 22.2.5, date and time:
class time_base;
template <class charT, class InputIterator> class time_get;
template <class charT, class InputIterator> class time_get_byname;
template <class charT, class OutputIterator> class time_put;
template <class charT, class OutputIterator> class time_put_byname;

// subclauses 22.2.6, money:
class money_base;
template <class charT, class InputIterator> class money_get;
template <class charT, class OutputIterator> class money_put;
template <class charT, bool Intl> class moneypunct;
template <class charT, bool Intl> class moneypunct_byname;

// subclause 22.2.7, message retrieval:
class messages_base;
template <class charT> class messages;
template <class charT> class messages_byname;
}

```

- 1 The header `<locale>` defines classes and declares functions that encapsulate and manipulate the information peculiar to a locale.²⁰⁹⁾

22.1.1 Class `locale`

[lib.locale]

²⁰⁹⁾ In this subclause, the type name `struct tm` is an incomplete type that is defined in `<ctime>`.

```

namespace std {
  class locale {
  public:
    // types:
    class facet;
    class id;
    typedef int category;
    static const category // values assigned here are for exposition only
      none      = 0,
      collate   = 0x010, ctype      = 0x020,
      monetary  = 0x040, numeric    = 0x080,
      time      = 0x100, messages   = 0x200,
      all = collate | ctype | monetary | numeric | time | messages;

    // construct/copy/destroy:
    locale() throw()
    locale(const locale& other) throw()
    explicit locale(const char* std_name);
    locale(const locale& other, const char* std_name, category);
    template <class Facet> locale(const locale& other, Facet* f);
    template <class Facet> locale(const locale& other,
                                const locale& one);
    locale(const locale& other, const locale& one, category);
    ~locale() throw(); // non-virtual
    const locale& operator=(const locale& other) throw();

    // locale operations:
    basic_string<char>          name() const;

    bool operator==(const locale& other) const;
    bool operator!=(const locale& other) const;

    template <class charT, class Traits, class Allocator>
      bool operator()(const basic_string<charT,Traits,Allocator>& s1,
                     const basic_string<charT,Traits,Allocator>& s2) const;

    // global locale objects:
    static locale global(const locale&);
    static const locale& classic();
  };
}

```

- 1 Class locale implements a type-safe polymorphic set of facets, indexed by facet *type*. In other words, a facet has a dual role: in one sense, it's just a class interface; at the same time, it's an index into a locale's set of facets.
- 2 Access to the facets of a locale is via two member function templates, `use_facet<>` and `has_facet<>`.
- 3 [Example: An `iostream operator<<` might be implemented as:²¹⁰⁾

²¹⁰⁾ Notice that, in the call to `put`, the stream is implicitly converted to an `ostreambuf_iterator<charT,traits>`.

```

template <class charT, class traits>
  basic_ostream<charT,traits>&
  operator<< (basic_ostream<charT,traits>& s, Date d)
  {
    typename basic_ostream<charT,traits>::sentry cerberos;
    if (cerberos) {
      ios_base::iostate err = 0;
      tm tmbuf; d.extract(tmbuf);
      use_facet< time_put<charT,ostreambuf_iterator<charT,traits> > >(
        s.getloc()).put(s, s, s.fill(), err, &tmbuf, 'x');
      s.setstate(err); // might throw
    }
    return s;
  }

```

—end example]

- 4 In the call to `use_facet<Facet>(loc)`, the type argument chooses a facet, making available all members of the named type. If `Facet` is not present in a locale (or, failing that, in the global locale), it throws the standard exception `bad_cast`. A C++ program can check if a locale implements a particular facet with the template function `has_facet<Facet>()`. User-defined facets may be installed in a locale, and used identically as may standard facets (22.2.8).
- 5 [Note: All locale semantics are accessed via `use_facet<>` and `has_facet<>`, except that:
- A member operator template `operator()(basic_string<C,T,A>&, basic_string<C,T,A>&)` is provided so that a locale may be used as a predicate argument to the standard collections, to collate strings.
 - Convenient global interfaces are provided for traditional `ctype` functions such as `isdigit()` and `isspace()`, so that given a locale object `loc` a C++ program can call `isspace(c,loc)`. (This eases upgrading existing extractors (27.6.1.2).) —end note]
- 6 An instance of `locale` is *immutable*; once a facet reference is obtained from it, that reference remains usable as long as the locale value itself exists.
- 7 In successive calls to a locale facet member function during a call to an `iostream` inserter or extractor or a `streambuf` member function, the returned result shall be identical. [Note: This implies that such results may safely be reused without calling the locale facet member function again, and that member functions of `iostream` classes cannot safely call `imbue()` themselves, except as specified elsewhere. —end note]
- 8 A `locale` constructed from a name string (such as "POSIX"), or from parts of two named locales, has a name; all others do not. Named locales may be compared for equality; an unnamed locale is equal only to (copies of) itself. For an unnamed locale, `locale::name()` returns the string "*".

22.1.1.1 locale types

[lib.locale.types]

22.1.1.1.1 Type locale::category

[lib.locale.category]

```
typedef int category;
```

- 1 *Valid* category values include the locale member bitmask elements `none`, `collate`, `ctype`, `monetary`, `numeric`, `time`, and `messages`. In addition, locale member `all` is defined such that the expression

```
(collate | ctype | monetary | numeric | time | messages | all) == all
```

is true. Further, the result of applying operators `|` and `&` to any two valid values is valid, and results in the setwise union and intersection, respectively, of the argument categories.

- 2 `locale` member functions expecting a `category` argument require either a valid `category` value or one of the constants `LC_CTYPE` etc., defined in `<cctype>`. Such a `category` value identifies a set of locale categories. Each locale category, in turn, identifies a set of locale facets, including at least those shown in Table 52:

Table 52—Locale Category Facets

Category	Includes Facets
<code>collate</code>	<code>collate<char></code> , <code>collate<wchar_t></code>
<code>ctype</code>	<code>ctype<char></code> , <code>ctype<wchar_t></code> <code>codecvt<char, char, mbstate_t></code> , <code>codecvt<wchar_t, char, mbstate_t></code>
<code>monetary</code>	<code>moneypunct<char></code> , <code>moneypunct<wchar_t></code> <code>moneypunct<char, true></code> , <code>moneypunct<wchar_t, true></code> , <code>money_get<char></code> , <code>money_get<wchar_t></code> <code>money_put<char></code> , <code>money_put<wchar_t></code>
<code>numeric</code>	<code>num_punct<char></code> , <code>num_punct<wchar_t></code> , <code>num_get<char></code> , <code>num_get<wchar_t></code> <code>num_put<char></code> , <code>num_put<wchar_t></code>
<code>time</code>	<code>time_get<char></code> , <code>time_put<wchar_t></code> , <code>time_put<char></code> , <code>time_put<wchar_t></code>
<code>messages</code>	<code>messages<char></code> , <code>messages<wchar_t></code>

- 3 For any locale `loc` either constructed, or returned by `locale::classic()`, and any facet `Facet` that is a member of a standard category, `has_facet<Facet>(loc)` is true. Each `locale` member function which takes a `locale::category` argument operates on the corresponding set of facets.
- 4 An implementation is required to provide those instantiations for facet templates identified as members of a category, and for those shown in Table 53:

Table 53—Required Instantiations

Category	Includes Facets
collate	collate_byname<char>, collate_byname<wchar_t>
ctype	ctype_byname<char>, ctype_byname<wchar_t>
monetary	moneypunct_byname<char, International>, moneypunct_byname<wchar_t, International>, money_get<char, InputIterator>, money_get<wchar_t, InputIterator>, money_put<char, OutputIterator>, money_put<wchar_t, OutputIterator>
numeric	numpunct_byname<char>, numpunct_byname<wchar_t> num_get<C, InputIterator>, num_put<C, OutputIterator>
time	time_get<char, InputIterator>, time_get_byname<char, InputIterator>, time_get<wchar_t, OutputIterator>, time_get_byname<wchar_t, OutputIterator>, time_put<char, OutputIterator>, time_put_byname<char, OutputIterator>, time_put<wchar_t, OutputIterator> time_put_byname<wchar_t, OutputIterator>

- 5 For the facets num_get<> and num_put<> the implementation provided must depend only on the corresponding facets numpunct<> and ctype<>, instantiated on the same character type. Other facets are allowed to depend on any other facet that is part of a standard category.
- 6 In declarations of facets, a template formal parameter with name InputIterator or OutputIterator indicates the set of all possible instantiations on parameters that satisfy the requirements of an Input Iterator or an Output Iterator, respectively (24.1). A template formal parameter with name C represents the set of all possible instantiations on a parameter that satisfies the requirements for a character on which any of the iostream components can be instantiated. A template formal parameter with name International represents the set of all possible instantiations on a bool parameter.

22.1.1.1.2 Class locale::facet

[lib.locale.facet]

```
namespace std {
  class locale::facet {
  protected:
    explicit facet(size_t refs = 0);
    virtual ~facet();
  private:
    facet(const facet&);           // not defined
    void operator=(const facet&); // not defined
  };
}
```

- 1 Class facet is the base class for locale feature sets. A class is a *facet* if it is publicly derived from another facet, or if it is a class derived from locale::facet and containing a declaration as follows:

```
static ::std::locale::id id;
```

Template parameters in this Clause which must be facets are those named Facet in declarations. A program that passes a type that is *not* a facet, as an (explicit or deduced) template parameter to a locale function expecting a facet, is ill-formed.

- 2 The `refs` argument to the constructor is used for lifetime management.
- If (`refs == 0`) the facet’s lifetime is managed by the locale or locales it is incorporated into;
 - if (`refs == 1`) its lifetime is until explicitly deleted.
- 3 Constructors of all facets defined in this Clause take such an argument and pass it along to their facet base class constructor. All one-argument constructors defined in this clause are *explicit*, preventing their participation in automatic conversions.
- 4 For some standard facets a standard “..._byname” class, derived from it, implements the virtual function semantics equivalent to that facet of the locale constructed by `locale(const char*)` with the same name. Each such facet provides a constructor that takes a `const char*` argument, which names the locale, and a `refs` argument, which is passed to the base class constructor. If there is no “..._byname” version of a facet, the base class implements named locale semantics itself by reference to other facets.

22.1.1.1.3 Class `locale::id`**[lib.locale.id]**

```
namespace std {
  class locale::id {
  public:
    id();
  private:
    void operator=(const id&); // not defined
    id(const id&);           // not defined
  };
}
```

- 1 The class `locale::id` provides identification of a locale facet interfaces, used as an index for lookup and to encapsulate initialization.
- 2 [Note: Because facets are used by iostreams, potentially while static constructors are running, their initialization cannot depend on programmed static initialization. One initialization strategy is for `locale` to initialize each facet’s `id` member the first time an instance of the facet is installed into a locale. This depends only on static storage being zero before constructors run (3.6.2). —end note]

22.1.1.2 `locale` constructors and destructor**[lib.locale.cons]**

```
locale() throw();
```

- 1 Default constructor: a snapshot of the current global locale.
- 2 **Effects:** Constructs a copy of the argument last passed to `locale::global(locale&)`, if it has been called; else, the resulting facets have virtual function semantics identical to those of `locale::classic()`. [Note: This constructor is commonly used as the default value for arguments of functions that take a `const locale&` argument. —end note]

```
locale(const locale& other) throw();
```

- 3 **Effects:** Constructs a locale which is a copy of `other`.
- ```
const locale& operator=(const locale& other) throw();
```
- 4 **Effects:** Creates a copy of `other`, replacing the current value.
- 5 **Returns:** `*this`

```
explicit locale(const char* std_name);
```

- 6 **Effects:** Constructs a locale using standard C locale names, e.g. "POSIX". The resulting locale implements semantics defined to be associated with that name.
- 7 **Throws:** `runtime_error` if the argument is not valid, or is null.
- 8 **Notes:** The set of valid string argument values is "C", "", and any implementation-defined values.

```
locale(const locale& other, const char* std_name, category);
```

9 **Effects:** Constructs a locale as a copy of *other* except for the facets identified by the category argument, which instead implement the same semantics as `locale(std_name)`.

10 **Throws:** `runtime_error` if the argument is not valid, or is null.

11 **Notes:** The locale has a name if and only if *other* has a name.

```
template <class Facet> locale(const locale& other, Facet* f);
```

12 **Effects:** Constructs a locale incorporating all facets from the first argument except that of type `Facet`, and installs the second argument as the remaining facet. If *f* is null, the resulting object is a copy of *other*.

13 **Notes:** The resulting locale has no name.

```
template <class Facet> locale(const locale& other, const locale& one);
```

14 **Effects:** Constructs a locale incorporating all facets from the first argument except that identified by `Facet`, and that facet from the second argument instead.

15 **Throws:** `runtime_error` if `has_facet<Facet>(one)` is false.

16 **Notes:** The resulting locale has no name.

```
locale(const locale& other, const locale& one, category cats);
```

17 **Effects:** Constructs a locale incorporating all facets from the first argument except those that implement `cats`, which are instead incorporated from the second argument.

18 **Notes:** The resulting locale has a name if and only if the first two arguments have names.

```
~locale() throw();
```

19 A non-virtual destructor that throws no exceptions.

### 22.1.1.3 locale members

[lib.locale.members]

```
basic_string<char> name() const;
```

1 **Returns:** The name of `*this`, if it has one; otherwise, the string `" "`.

### 22.1.1.4 locale operators

[lib.locale.operators]

```
bool operator==(const locale& other) const;
```

1 **Returns:** `true` if both arguments are the same locale, or one is a copy of the other, or each has a name and the names are identical; `false` otherwise.

```
bool operator!=(const locale& other) const;
```

2 **Returns:** The result of the expression: `!(*this == other)`

```
template <class charT, class Traits, class Allocator>
 bool operator()(const basic_string<charT,Traits,Allocator>& s1,
 const basic_string<charT,Traits,Allocator>& s2) const;
```

3 **Effects:** Compares two strings according to the `collate<charT>` facet.

4 **Notes:** This member operator template (and therefore `locale` itself) satisfies requirements for a comparator predicate template argument (25) applied to strings.

5 **Returns:** The result of the following expression:

```
use_facet< collate<charT> >(*this).compare(s1.data(), s1.data()+s1.size(),
 s2.data(), s2.data()+s2.size()) < 0;
```

6 *[Example:* A vector of strings `v` can be collated according to collation rules in locale `loc` simply by (25.3.1, 23.2.4):

```
std::sort(v.begin(), v.end(), loc);
```

—end example]

### 22.1.1.5 locale static members

[lib.locale.statics]

```
static locale global(const locale& loc);
```

1 Sets the global locale to its argument.

2 **Effects:** Causes future calls to the constructor `locale()` to return a copy of the argument. If the argument has a name, does

```
std::setlocale(LC_ALL, loc.name().c_str());
```

otherwise, the effect on the C locale, if any, is implementation-defined.

3 **Returns:** The previous value of `locale()`.

```
static const locale& classic();
```

4 The "C" locale.

5 **Returns:** A locale that implements the classic "C" locale semantics, equivalent to the value `locale("C")`.

6 **Notes:** This locale, its facets, and their member functions, do not change with time.

### 22.1.2 locale globals

[lib.locale.global.templates]

```
template <class Facet> const Facet& use_facet(const locale& loc);
```

1 Get a reference to a facet of a locale.

2 **Returns:** a reference to the corresponding facet of `loc`, if present.

3 **Throws:** `bad_cast` if `has_facet<Facet>(*this)` is false.

4 **Notes:** The reference returned remains valid at least as long as any copy of `loc` exists.

```
template <class Facet> bool has_facet(const locale& loc) throw();
```

5 **Returns:** true if the facet requested is present in `loc`; otherwise false

### 22.1.3 Convenience interfaces

[lib.locale.convenience]

#### 22.1.3.1 Character classification

[lib.classification]

```
template <class charT> bool isspace (charT c, const locale& loc) const;
template <class charT> bool isprint (charT c, const locale& loc) const;
template <class charT> bool iscntrl (charT c, const locale& loc) const;
template <class charT> bool isupper (charT c, const locale& loc) const;
template <class charT> bool islower (charT c, const locale& loc) const;
template <class charT> bool isalpha (charT c, const locale& loc) const;
template <class charT> bool isdigit (charT c, const locale& loc) const;
template <class charT> bool ispunct (charT c, const locale& loc) const;
template <class charT> bool isxdigit(charT c, const locale& loc) const;
template <class charT> bool isalnum (charT c, const locale& loc) const;
template <class charT> bool isgraph (charT c, const locale& loc) const;
```

1 Each of these functions `isF` returns the result of the expression:

```
use_facet< ctype<charT> >(loc).is(ctype_base::F, c)
```

where `F` is the `ctype_base::mask` value corresponding to that function (22.2.1).<sup>211)</sup>

<sup>211)</sup> When used in a loop, it is faster to cache the `ctype<>` facet and use it directly, or use the vector form of `ctype<>::is`.

**22.1.3.2 Character conversions****[lib.conversions]**

```
template <class charT> charT toupper(charT c, const locale& loc) const;
```

1 **Returns:** use\_facet<ctype<charT> >(loc).toupper(c).

```
template <class charT> charT tolower(charT c, const locale& loc) const;
```

2 **Returns:** use\_facet<ctype<charT> >(loc).tolower(c).

**22.2 Standard locale categories****[lib.locale.categories]**

1 Each of the standard categories includes a family of facets. Some of these implement formatting or parsing of a datum, for use by standard or users' iostream operators << and >>, as members put() and get(), respectively. Each such member function takes an ios\_base& argument whose members flags(), precision(), and width(), specify the format of the corresponding datum. (27.4.2). Those functions which need to use other facets call its member getloc() to retrieve the locale imbued there. Formatting facets use the character argument *fill* to fill out the specified width where necessary.

2 The put() members make no provision for error reporting. (Any failures of the OutputIterator argument must be extracted from the returned iterator.) The get() members take an ios\_base::iostate& argument whose value they ignore, but set to ios\_base::failbit in case of a parse error.

**22.2.1 The ctype category****[lib.category.ctype]**

```
namespace std {
 class ctype_base {
 public:
 enum mask { // numeric values are for exposition only.
 space=1<<0, print=1<<1, cntrl=1<<2, upper=1<<3, lower=1<<4,
 alpha=1<<5, digit=1<<6, punct=1<<7, xdigit=1<<8,
 alnum=alpha|digit, graph=alnum|punct
 };
 };
}
```

1 The type mask is a bitmask type.

**22.2.1.1 Template class ctype****[lib.locale.ctype]**

```
template <class charT>
class ctype : public locale::facet, public ctype_base {
public:
 typedef charT char_type;
 explicit ctype(size_t refs = 0);

 bool is(mask m, charT c) const;
 const charT* is(const charT* low, const charT* high, mask* vec) const;
 const charT* scan_is(mask m,
 const charT* low, const charT* high) const;
 const charT* scan_not(mask m,
 const charT* low, const charT* high) const;
 charT toupper(charT) const;
 const charT* toupper(charT* low, const charT* high) const;
 charT tolower(charT c) const;
 const charT* tolower(charT* low, const charT* high) const;

 charT widen(char c) const;
 const char* widen(const char* low, const char* high, charT* to) const;
 char narrow(charT c, char default) const;
 const charT* narrow(const charT* low, const charT*, char default,
 char* to) const;
```

```

 static locale::id id;

protected:
~ctype(); // virtual
virtual bool do_is(mask m, charT c) const;
virtual const charT* do_is(const charT* low, const charT* high,
 mask* vec) const;
virtual const charT* do_scan_is(mask m,
 const charT* low, const charT* high) const;
virtual const charT* do_scan_not(mask m,
 const charT* low, const charT* high) const;
virtual charT do_toupper(charT) const;
virtual const charT* do_toupper(charT* low, const charT* high) const;
virtual charT do_tolower(charT) const;
virtual const charT* do_tolower(charT* low, const charT* high) const;
virtual charT do_widen(char) const;
virtual const char* do_widen(const char* low, const char* high,
 charT* dest) const;
virtual char do_narrow(charT, char default) const;
virtual const charT* do_narrow(const charT* low, const charT* high,
 char default, char* dest) const;
};

```

- 1 Class `ctype` encapsulates the C library `<cctype>` features. `istream` members are required to use `ctype<>` for character classing during input parsing.
- 2 The base class implementation implements character classing appropriate to the implementation's native character set.

#### 22.2.1.1.1 ctype members

[lib.locale.ctype.members]

```

bool is(mask m, charT c) const;
const charT* is(const charT* low, const charT* high,
 mask* vec) const;

```

- 1 **Returns:** `do_is(m,c)` or `do_is(low,high,vec)`

```

const charT* scan_is(mask m,
 const charT* low, const charT* high) const;

```

- 2 **Returns:** `do_scan_is(m,low,high)`

```

const charT* scan_not(mask m,
 const charT* low, const charT* high) const;

```

- 3 **Returns:** `do_scan_not(m,low,high)`

```

charT toupper(charT) const;
const charT* toupper(charT* low, const charT* high) const;

```

- 4 **Returns:** `do_toupper(c)` or `do_toupper(low,high)`

```

charT tolower(charT c) const;
const charT* tolower(charT* low, const charT* high) const;

```

- 5 **Returns:** `do_tolower(c)` or `do_tolower(low,high)`

```

charT widen(char c) const;
const char* widen(const char* low, const char* high, charT* to) const;

```

- 6 **Returns:** `do_widen(c)` or `do_widen(low,high,to)`

```

char narrow(charT c, char default) const;
const charT* narrow(const charT* low, const charT*, char default,
 char* to) const;

```

7 **Returns:** `do_narrow(c, default)` or `do_narrow(low, high, default, to)`

### 22.2.1.1.2 ctype virtual functions

[lib.locale.ctype.virtuals]

```
bool do_is(mask m, charT c) const;
const charT* do_is(const charT* low, const charT* high,
 mask* vec) const;
```

1 **Effects:** Classifies a character or sequence of characters. For each argument character, identifies a value  $M$  of type `ctype_base::mask`. The second form places  $M$  for all  $*p$  where ( $low \leq p$  &&  $p < high$ ), into `vec[p-low]`.

2 **Returns:** The first form returns the result of the expression  $(M \ \& \ m) \ != \ 0$ ; i.e., true if the character has the characteristics specified. The second form returns `high`.

```
const charT* do_scan_is(mask m,
 const charT* low, const charT* high) const;
```

3 **Effects:** Locates a character in a buffer that conforms to a classification  $m$ .

4 **Returns:** The smallest pointer  $p$  in the range  $[low, high)$  such that `is(*p)` would return true; otherwise, returns `high`.

```
const charT* do_scan_not(mask m,
 const charT* low, const charT* high) const;
```

5 **Effects:** Locates a character in a buffer that fails to conform to a classification  $m$ .

6 **Returns:** The smallest pointer  $p$ , if any, in the range  $[low, high)$  such that `is(*p)` would return false; otherwise, returns `high`.

```
charT do_toupper(charT c) const;
const charT* do_toupper(charT* low, const charT* high) const;
```

7 **Effects:** Converts a character or characters to upper case. The second form replaces each character  $*p$  in the range  $[low, high)$  for which a corresponding upper-case character exists, with that character.

8 **Returns:** The first form returns the corresponding upper-case character if it is known to exist, or its argument if not. The second form returns `high`.

```
charT do_tolower(charT c) const;
const charT* do_tolower(charT* low, const charT* high) const;
```

9 **Effects:** Converts a character or characters to lower case. The second form replaces each character  $*p$  in the range  $[low, high)$  and for which a corresponding lower-case character exists, with that character.

10 **Returns:** The first form returns the corresponding lower-case character if it is known to exist, or its argument if not. The second form returns `high`.

```
charT do_widen(char c) const;
const char* do_widen(const char* low, const char* high,
 charT* dest) const;
```

11 **Effects:** Applies the simplest reasonable transformation from a `char` value or sequence of `char` values to the corresponding `charT` value or values.<sup>212)</sup> The only characters for which unique transformations are required are those in the basic source character set (2.2).

For any named `ctype` category with a `ctype<charT>` facet `ctw` and valid `ctype_base::mask` value  $M$  (`is(M, c) || !ctw.is(M, do_widen(c))`) is true.<sup>213)</sup>

The second form transforms each character  $*p$  in the range  $[low, high)$ , placing the result in `dest[p-low]`.

<sup>212)</sup> The `char` argument of `do_widen` is intended to accept values derived from character literals for conversion the locale's encoding.

<sup>213)</sup> In other words, the transformed character is not a member of any character classification that  $c$  is not also a member of.

- 12 **Returns:** The first form returns the transformed value. The second form returns *high*.

```
char do_narrow(charT c, char dfaul) const;
const charT* do_narrow(const charT* low, const charT* high,
 char dfaul, char* dest) const;
```

- 13 **Effects:** Applies the simplest reasonable transformation from a charT value or sequence of charT values to the corresponding char value or values.

For any character *c* in the basic source character set(2.2) the transformation is such that

```
do_widen(do_narrow(c),0) == c
```

For any named ctype category with a ctype<char> facet *ctc* however, and ctype\_base::mask value *M*,

```
(is(M,c) || !ctc.is(M, do_narrow(c),dfaul))"
```

is true (unless do\_narrow returns *dfaul*). In addition, for any digit character *c*, the expression (do\_narrow(*c*,*dfaul*)-'0') evaluates to the digit value of the character. The second form transforms each character *\*p* in the range [*low*, *high*), placing the result (or *dfaul* if no simple transformation is readily available) in *dest[p-low]*.

- 14 **Returns:** The first form returns the transformed value; or *dfaul* if no mapping is readily available. The second form returns *high*.

### 22.2.1.2 Template class ctype\_byname

[lib.locale.ctype.byname]

```
template <class charT>
class ctype_byname : public ctype<charT> {
public:
 explicit ctype_byname(const char*, size_t refs = 0);
protected:
 ~ctype_byname(); // virtual
 virtual bool do_is(mask m, charT c) const;
 virtual const charT* do_is(const charT* low, const charT* high,
 mask* vec) const;
 virtual const char* do_scan_is(mask m,
 const charT* low, const charT* high) const;
 virtual const char* do_scan_not(mask m,
 const charT* low, const charT* high) const;
 virtual charT do_toupper(charT) const;
 virtual const charT* do_toupper(charT* low, const charT* high) const;
 virtual charT do_tolower(charT) const;
 virtual const charT* do_tolower(charT* low, const charT* high) const;
 virtual charT do_widen(char) const;
 virtual const char* do_widen(const char* low, const char* high,
 charT* dest) const;
 virtual char do_narrow(charT, char dfaul) const;
 virtual const charT* do_narrow(const charT* low, const charT* high,
 char dfaul, char* dest) const;
};
```

### 22.2.1.3 ctype specializations

[lib.facet.ctype.special]

```
namespace std {
 template <> class ctype<char>
 : public locale::facet, public ctype_base {
 public:
 typedef char char_type;

 explicit ctype(const mask* tab = 0, bool del = false,
 size_t refs = 0);
```

```

bool is(mask m, char c) const;
const char* is(const char* low, const char* high, mask* vec) const;
const char* scan_is (mask m,
 const char* low, const char* high) const;
const char* scan_not(mask m,
 const char* low, const char* high) const;

char toupper(char c) const;
const char* toupper(char* low, const char* high) const;
char tolower(char c) const;
const char* tolower(char* low, const char* high) const;

char widen(char c) const;
const char* widen(const char* low, const char* high, char* to) const;
char narrow(char c, char dfault) const;
const char* narrow(const char* low, const char* high, char dfault,
 char* to) const;

static locale::id id;
static const size_t table_size = IMPLEMENTATION_DEFINED;

protected:
 const mask* table() const throw();
 static const mask* classic_table() throw();

~ctype(); // virtual
virtual char do_toupper(char) const;
virtual const char* do_toupper(char* low, const char* high) const;
virtual char do_tolower(char) const;
virtual const char* do_tolower(char* low, const char* high) const;
};
}

```

- 1 A specialization `ctype<char>` is provided so that the member functions on type `char` can be implemented inline.<sup>214</sup> The implementation-defined value of member `table_size` is at least 256.

#### 22.2.1.3.1 `ctype<char>` destructor

[lib.facet.ctype.char.dtor]

```
~ctype();
```

- 1 **Effects:** If the constructor's first argument was nonzero, and its second argument was true, does delete `[] table()`.

#### 22.2.1.3.2 `ctype<char>` members

[lib.facet.ctype.char.members]

- 1 In the following member descriptions, for unsigned `char` values `v` where `(v >= table_size)`, `table()[v]` is assumed to have an implementation-defined value (possibly different for each such value `v`) without performing the array lookup.

```
explicit ctype(const mask* tbl = 0, bool del = false,
 size_t refs = 0);
```

- 2 **Precondition:** `tbl` either 0 or an array of at least `table_size` elements.  
 3 **Effects:** Passes its `refs` argument to its base class constructor.

<sup>214</sup> Only the `char` (not unsigned `char` and signed `char`) form is provided. The specialization is specified in the standard, and not left as an implementation detail, because it affects the derivation interface for `ctype<char>`.



```
bool is(mask m, char c) const;
const char* is(const char* low, const char* high,
 mask* vec) const;
```

4 **Effects:** The second form, for all *\*p* in the range [*low*, *high*), assigns *vec*[*p-low*] to *table()*[(unsigned char)\**p*].

5 **Returns:** The first form returns *table()*[(unsigned char)*c*] & *m*; the second form returns *high*.

```
const char* scan_is(mask m,
 const char* low, const char* high) const;
```

6 **Returns:** The smallest *p* in the range [*low*, *high*) such that

```
table()[(unsigned char) *p] & m
```

is true.

```
const char* scan_not(mask m,
 const char* low, const char* high) const;
```

7 **Returns:** The smallest *p* in the range [*low*, *high*) such that

```
table()[(unsigned char) *p] & m
```

is false.

```
char toupper(char c) const;
const char* toupper(char* low, const char* high) const;
```

8 **Returns:** *do\_toupper(c)* or *do\_toupper(low,high)*

```
char tolower(char c) const;
const char* tolower(char* low, const char* high) const;
```

9 **Returns:** *do\_tolower(c)* or *do\_tolower(low,high)*

```
char widen(char c) const;
const char* widen(const char* low, const char* high,
 char* to) const;
```

10 **Effects:** *::memcpy(to, low, high-low)*

11 **Returns:** *c* or *hi*

```
char narrow(char c, char /*default*/) const;
const char* narrow(const char* low, const char* high,
 char /*default*/, char* to) const;
```

12 **Effects:** *::memcpy(to, low, high-low)*

13 **Returns:** *c* or *high*.

```
const mask* table() const throw();
```

14 **Returns:** The first constructor argument, if it was non-zero, otherwise *classic\_table()*.

### 22.2.1.3.3 ctype<char> static members

[lib.facet.ctype.char.statics]

```
static const mask* classic_table() throw();
```

1 **Returns:** A pointer to the initial element of an array of size *table\_size* which represents the classifications of characters in the "C" locale.

**22.2.1.3.4 ctype<char> virtual functions****[lib.facet.ctype.char.virtuals]**

```
char do_toupper(char) const;
const char* do_toupper(char* low, const char* high) const;
char do_tolower(char) const;
const char* do_tolower(char* low, const char* high) const;
```

These functions are described identically as those members of the same name in the ctype class template (22.2.1.1.1).

**22.2.1.4 Class ctype\_byname<char>****[lib.locale.ctype.byname.special]**

```
template <> class ctype_byname<char> : public ctype<charT> {
public:
 explicit ctype_byname(const char*, size_t refs = 0);
protected:
 ~ctype_byname(); // virtual
 virtual char do_toupper(char) const;
 virtual const char* do_toupper(char* low, const char* high) const;
 virtual char do_tolower(char) const;
 virtual const char* do_tolower(char* low, const char* high) const;
};
}
```

1

**22.2.1.5 Template class codecvt****[lib.locale.codecvt]**

```
namespace std {
 class codecvt_base {
 public:
 enum result { ok, partial, error, noconv };
 };
 template <class internT, class externT, class stateT>
 class codecvt : public locale::facet, public codecvt_base {
 public:
 typedef internT intern_type;
 typedef externT extern_type;
 typedef stateT state_type;

 explicit codecvt(size_t refs = 0)

 result out(stateT& state,
 const internT* from, const internT* from_end, const internT& from_next,
 externT* to, externT* to_limit, externT& to_next) const;
 result unshift(stateT& state,
 externT* to, externT* to_limit, externT& to_next) const;
 result in(stateT& state,
 const externT* from, const externT* from_end, const externT& from_next,
 internT* to, internT* to_limit, internT& to_next) const;
 int encoding() const throw();
 bool always_noconv() const throw();
 int length(const stateT&, const externT* from, const externT* end,
 size_t max) const;
 int max_length() const throw();

 static locale::id id;
 };
};
```

```

protected:
~codecvt(); // virtual
virtual result do_out(stateT& state,
 const internT* from, const internT* from_end, const internT* & from_next,
 externT* to, externT* to_limit, externT* & to_next) const;
virtual result do_unshift(stateT& state,
 externT* to, externT* to_limit, externT* & to_next) const;
virtual result do_in(stateT& state,
 const externT* from, const externT* from_end, const externT* & from_next,
 internT* to, internT* to_limit, internT* & to_next) const;
virtual int do_encoding() const throw();
virtual bool do_always_noconv() const throw();
virtual int do_length(const stateT&, const externT* from, const externT* end,
 size_t max) const;
virtual int do_max_length() const throw();
};
}

```

- 1 The class `codecvt<internT,externT,stateT>` is for use when converting from one codeset to another, such as from wide characters to multibyte characters, between wide character encodings such as Unicode and EUC.
- 2 The `stateT` argument selects the pair of codesets being mapped between.
- 3 Implementations are required to provide instantiations for `<wchar_t,char,mbstate_t>` and `<char,char,mbstate_t>`. The base class instance of the latter implements a degenerate conversion: its member `always_noconv()` returns true and `max_length()` returns 1. Instantiations on `mbstate_t` perform conversion between encodings known to the library implementor. Other encodings can be converted by specializing on a user-defined `stateT` type. The `stateT` object can contain any state that is useful to communicate to or from the specialized `do_convert` member. The base class implementations convert the implementation-defined native execution codeset.

#### 22.2.1.5.1 codecvt members

**[lib.locale.codecvt.members]**

```

result out(stateT& state,
 const internT* from, const internT* from_end, const internT* & from_next,
 externT* to, externT* to_limit, externT* & to_next) const;

```

- 1 **Returns:** `do_out(state, from, from_end, from_next, to, to_limit, to_next)`

```

result unshift(stateT& state,
 externT* to, externT* to_limit, externT* & to_next) const;

```

- 2 **Returns:** `do_unshift(state, to, to_limit, to_next)`

```

result in(stateT& state,
 const externT* from, const externT* from_end, const externT* & from_next,
 internT* to, internT* to_limit, internT* & to_next) const;

```

- 3 **Returns:** `do_in(state, from, from_end, from_next, to, to_limit, to_next)`

```

int encoding() const throw();

```

- 4 **Returns:** `do_encoding()`

```

bool always_noconv() const throw();

```

- 5 **Returns:** `do_always_noconv()`

```

int length(stateT& state, const externT* from, const externT* from_end,
 size_t max) const;

```

- 6 **Returns:** `do_length(state, from, from_end, max)`

```
int max_length() const throw();
```

7 **Returns:** `do_max_length()`

### 22.2.1.5.2 codecvt virtual functions

[lib.locale.codecvt.virtuals]

```
result do_out(stateT& state,
 const internT* from, const internT* from_end, const internT*& from_next,
 externT* to, externT* to_limit, externT*& to_next) const;
```

```
result do_in(stateT& state,
 const externT* from, const externT* from_end, const externT*& from_next,
 internT* to, internT* to_limit, internT*& to_next) const;
```

1 **Preconditions:** ( $from \leq from\_end$  &&  $to \leq to\_end$ ) well-defined and true; *state* initialized, if at the beginning of a sequence, or else equal to the result of converting the preceding characters in the sequence.

2 **Effects:** Translates characters in the source range [*from*, *from\_end*), placing the results in sequential positions starting at destination *to*. Converts no more than ( $from\_end - from$ ) source elements, and stores no more than ( $to\_limit - to$ ) destination elements.

Stops if it encounters a character it cannot convert. It always leaves the *from\_next* and *to\_next* pointers pointing one beyond the last element successfully converted. [Note: If no translation is needed (returns `noconv`), sets *to\_next* equal to argument *to*, and *from\_next* equal to argument *from*. —end note]

3 **Notes:** Its operations on *state* are unspecified.

[Note: This argument can be used, for example, to maintain shift state, to specify conversion options (such as `count only`), or to identify a cache of seek offsets. —end note]

4 **Returns:** An enumeration value, as summarized in Table 54:

**Table 54—convert result values**

| Value                | Meaning                                                             |
|----------------------|---------------------------------------------------------------------|
| <code>ok</code>      | completed the conversion                                            |
| <code>partial</code> | not all source characters converted                                 |
| <code>error</code>   | encountered a <code>from_type</code> character it could not convert |
| <code>noconv</code>  | no conversion was needed                                            |

A return value of `partial`, if ( $from\_next == from\_end$ ), indicates that either the destination sequence has not absorbed all the available destination elements, or that additional source elements are needed before another destination element can be produced.

```
result do_unshift(stateT& state,
 externT* to, externT* to_limit, externT*& to_next) const;
```

5 **Effects:** Places characters starting at *to* that should be appended to terminate a sequence when the current *stateT* is given by *state*.<sup>215)</sup> The base class implementation stores no characters.

6 **Returns:** An enumeration value, as summarized in Table 55:

<sup>215)</sup> Typically these will be characters to return the state to `stateT()`

**Table 55—convert result values**

| Value   | Meaning                                                     |
|---------|-------------------------------------------------------------|
| ok      | completed the sequence                                      |
| partial | more characters need to be supplied to complete termination |
| error   | <i>state</i> has invalid value.                             |
| noconv  | no termination is needed for this <i>state_type</i>         |

The base class implementation returns `noconv`.

```
int do_encoding() const throw();
```

- 7 **Returns:** -1 if the encoding of the `externT` sequence is state-dependent; else the constant number of `externT` characters needed to produce an internal character; or 0 if this number is not a constant<sup>216</sup>.

```
bool do_always_noconv() const throw();
```

- 8 **Returns:** `true` if `do_convert()` returns `noconv` for all valid argument values. The base class implementation for the instantiation `<char, char, mbstate_t>` returns `true`; others return `false`.

```
int do_length(stateT& state, const externT* from, const externT* from_end,
 size_t max) const;
```

- 9 **Preconditions:** ( $from \leq from\_end$ ) well-defined and `true`; *state* initialized, if at the beginning of a sequence, or else equal to the result of converting the preceding characters in the sequence.

- 10 **Returns:** ( $from\_next - from$ ) where *from\_next* is the largest value in the range  $[from, from\_end]$  such that the sequence of values in the range  $[from, from\_next)$  represents *max* or fewer valid complete characters of type *internT*. The base class implementation returns the lesser of *max* and  $(from\_end - from)$ .

```
int do_max_length() const throw();
```

- 11 **Returns:** The maximum value that `do_length(state, from, from_end, 1)` can return for any valid range  $[from, from\_end)$  and `stateT` value *state*.

#### 22.2.1.6 Template class `codecvt_byname`

`[lib.locale.codecvt.byname]`

<sup>216</sup>If `encoding()` yields -1, then more than `max_length()` `externT` elements may be consumed when producing a single `internT` character, and additional `externT` elements may appear at the end of a sequence after those that yield the final `internT` character.

```

namespace std {
 template <class internT, class externT, class stateT>
 class codecvt_byname : public codecvt<internT, externT, stateT> {
 public:
 explicit codecvt_byname(const char*, size_t refs = 0);
 protected:
 ~codecvt_byname(); // virtual
 virtual result do_out(stateT& state,
 const internT* from, const internT* from_end, const internT& from_next,
 externT* to, externT* to_limit, externT& to_next) const;
 virtual result do_in(stateT& state,
 const externT* from, const externT* from_end, const externT& from_next,
 internT* to, internT* to_limit, internT& to_next) const;
 virtual int do_encoding() const throw();
 virtual bool do_always_noconv() const throw();
 virtual int do_length(const stateT&, const externT* from, const externT* end,
 size_t max) const;
 virtual int do_max_length() const throw();
 };
}

```

### 22.2.2 The numeric category

[lib.category.numeric]

- 1 The classes `num_get<>` and `num_put<>` handle numeric formatting and parsing. Virtual functions are provided for several numeric types. Implementations may (but are not required to) delegate extraction of smaller types to extractors for larger types.<sup>217)</sup>
- 2 The base class implementation refers to the `ios_base&` argument for formatting specifications (22.2), and to its imbued locale for the `num_punct<>` facet to identify all numeric punctuation preferences, and also for the `ctype<>` facet to perform character classification.
- 3 Extractor and inserter members of the standard iostreams use `num_get<>` and `num_put<>` member functions for formatting and parsing numeric values (27.6.1.2.1, 27.6.2.5.1).

#### 22.2.2.1 Template class `num_get`

[lib.locale.num.get]

```

namespace std {
 template <class charT, class InputIterator = istreambuf_iterator<charT> >
 class num_get : public locale::facet {
 public:
 typedef charT char_type;
 typedef InputIterator iter_type;

 explicit num_get(size_t refs = 0);
 };
}

```

<sup>217)</sup> Parsing "-1" correctly into (e.g.) an unsigned short requires that the corresponding member `get()` at least extract the sign before delegating.

```

iter_type get(iter_type in, iter_type end, ios_base&,
 ios_base::iostate& err, bool& v) const;
iter_type get(iter_type in, iter_type end, ios_base&,
 ios_base::iostate& err, long& v) const;
iter_type get(iter_type in, iter_type end, ios_base&,
 ios_base::iostate& err, unsigned short& v) const;
iter_type get(iter_type in, iter_type end, ios_base&,
 ios_base::iostate& err, unsigned int& v) const;
iter_type get(iter_type in, iter_type end, ios_base&,
 ios_base::iostate& err, unsigned long& v) const;
iter_type get(iter_type in, iter_type end, ios_base&,
 ios_base::iostate& err, float& v) const;
iter_type get(iter_type in, iter_type end, ios_base&,
 ios_base::iostate& err, double& v) const;
iter_type get(iter_type in, iter_type end, ios_base&,
 ios_base::iostate& err, long double& v) const;
iter_type get(iter_type in, iter_type end, ios_base&,
 ios_base::iostate& err, void*& v) const;

static locale::id id;

protected:
~num_get(); // virtual
virtual iter_type do_get(iter_type, iter_type, ios_base&,
 ios_base::iostate& err, bool& v) const;
virtual iter_type do_get(iter_type, iter_type, ios_base&,
 ios_base::iostate& err, long& v) const;
virtual iter_type do_get(iter_type, iter_type, ios_base&,
 ios_base::iostate& err, unsigned short& v) const;
virtual iter_type do_get(iter_type, iter_type, ios_base&,
 ios_base::iostate& err, unsigned int& v) const;
virtual iter_type do_get(iter_type, iter_type, ios_base&,
 ios_base::iostate& err, unsigned long& v) const;
virtual iter_type do_get(iter_type, iter_type, ios_base&,
 ios_base::iostate& err, float& v) const;
virtual iter_type do_get(iter_type, iter_type, ios_base&,
 ios_base::iostate& err, double& v) const;
virtual iter_type do_get(iter_type, iter_type, ios_base&,
 ios_base::iostate& err, long double& v) const;
virtual iter_type do_get(iter_type, iter_type, ios_base&,
 ios_base::iostate& err, void*& v) const;
};
}

```

- 1 The facet num\_get is used to parse numeric values from an input sequence such as an istream.

#### 22.2.2.1.1 num\_get members

[lib.facet.num.get.members]

```

iter_type get(iter_type in, iter_type end, ios_base& str,
 ios_base::iostate& err, long& val) const;
iter_type get(iter_type in, iter_type end, ios_base& str,
 ios_base::iostate& err, unsigned short& val) const;
iter_type get(iter_type in, iter_type end, ios_base& str,
 ios_base::iostate& err, unsigned int& val) const;
iter_type get(iter_type in, iter_type end, ios_base& str,
 ios_base::iostate& err, unsigned long& val) const;
iter_type get(iter_type in, iter_type end, ios_base& str,
 ios_base::iostate& err, short& val) const;
iter_type get(iter_type in, iter_type end, ios_base& str,
 ios_base::iostate& err, double& val) const;
iter_type get(iter_type in, iter_type end, ios_base& str,
 ios_base::iostate& err, long double& val) const;
iter_type get(iter_type in, iter_type end, ios_base& str,
 ios_base::iostate& err, void*& val) const;

```

1 **Returns:** `do_get(in, end, str, err, val)`.

### 22.2.2.1.2 num\_get virtual functions

[lib.facet.num.get.virtuals]

```

iter_type do_get(iter_type in, iter_type end, ios_base& str,
 ios_base::iostate& err, long& val) const;
iter_type do_get(iter_type in, iter_type end, ios_base& str,
 ios_base::iostate& err, unsigned short& val) const;
iter_type do_get(iter_type in, iter_type end, ios_base& str,
 ios_base::iostate& err, unsigned int& val) const;
iter_type do_get(iter_type in, iter_type end, ios_base& str,
 ios_base::iostate& err, unsigned long& val) const;
iter_type do_get(iter_type in, iter_type end, ios_base& str,
 ios_base::iostate& err, float& val) const;
iter_type do_get(iter_type in, iter_type end, ios_base& str,
 ios_base::iostate& err, double& val) const;
iter_type do_get(iter_type in, iter_type end, ios_base& str,
 ios_base::iostate& err, long double& val) const;
iter_type do_get(iter_type in, iter_type end, ios_base& str,
 ios_base::iostate& err, void*& val) const;

```

1 **Effects:** Reads characters from *in*, interpreting them according to *str.flags()*, `use_facet< ctype<charT> >(loc)`, and `use_facet< num_punct<charT> >(loc)`. If an error occurs, *val* is unchanged; otherwise it is set to the resulting value.

2 The details of this operation occur in two stages

— Stage 1: Determine a conversion specifier

— Stage 2: Extract characters from *in* and transform them into `char`'s, converting the value transformed characters according to the conversion specification determined in stage 1.

— Stage 3: Store results

The details of the stages are presented below.

3 **Stage 1:** The function initializes local variables via

```

fmtflags flags = str.flags();
fmtflags basefield = (flags & ios_base::basefield);
fmtflags uppercase = (flags & ios_base::uppercase);
fmtflags basefield = (flags & ios_base::basefield);
fmtflags boolalpha = (flags & ios_base::boolalpha);

```

4 For conversion to an integral type, the function determines the integral conversion specifier as indicated in Table 56:



Table 56—Integer conversions

| State                          | stdio equivalent |
|--------------------------------|------------------|
| basefield == oct               | %o               |
| basefield == hex && !uppercase | %x               |
| basefield == hex               | %X               |
| basefield == 0                 | %i               |
| signed integral type           | %d               |
| unsigned integral type         | %u               |

- 5 For conversions to a floating type the specifier is %g.  
 6 For conversions to void\* the specifier is %p.  
 7 A length specifier is added to the conversion specification, if needed, as indicated in Table 57.

Table 57—Length Modifier

| type           | length modifier |
|----------------|-----------------|
| short          | h               |
| unsigned short | h               |
| long           | l               |
| unsigned long  | l               |
| long double    | L               |

- 8 **Stage 2:** If *in*==*end* then stage 2 terminates. Otherwise a *charT* is taken from *in* and local variables are initialized as if by

```
char_type ct = *in ;
char c = use_facet<ctype<charT> >(loc).narrow(ct, ' ');
if (ct == use_facet<num_punct<charT> >(loc).decimal_point())
 c = '.';
bool discard =
 (ct == use_facet<num_punct<charT> >(loc).thousands_sep()
 &&
 use_facet<num_punct<charT> >(loc).grouping().length() != 0);
```

- 9 If *discard* is true then the position of the character is remembered, but the character is otherwise ignored. If it is not discarded, then a check is made to determine if *c* is allowed as the next character of an input field of the conversion specifier returned by stage 1. If so it is accumulated.

- 10 If the character is neither discarded nor accumulated then *in* is advanced by ++*in* and processing returns to the beginning of stage 2.

- 11 **Stage 3:** The result of stage 2 processing can be one of

— A sequence of chars has been accumulated in stage 2 that is converted (according to the rules of `std::scanf`) to a value of the type of *val*. This value is stored in *val* and `ios_base::goodbit` is stored in *err*.

— The sequence of chars accumulated in stage 2 would have caused `scanf` to report an input failure. `ios_base::failbit` is assigned to *err*. Digit grouping is checked. That is, the positions of discarded separators is examined for consistency with `use_facet<num_punct<charT> >(loc).grouping()` If they are not consistent then `ios_base::failbit` is assigned to *err*.

- 12 In any case, if stage 2 processing was terminated by the test for *in*==*end* then `err|=ios_base::eofbit` is performed.

```
iter_type do_get(iter_type in, iter_type end, ios_base& str,
 ios_base::iostate& err, bool& val) const;
```

13 **Effects:** If `(str.flags() && ios_base::boolalpha) == 0` then input proceeds as it would for an `int` except that if a value is being stored into *val*, the value is determined according to the following: If the value to be stored is 0 then `false` is stored. If the value is 1 then `true` is stored. Otherwise `err|=ios_base::failbit` is performed and no value is stored.

14 Otherwise a target string to be matched is determined by calling either `use_facet<ctype<charT>> (>(loc).truename())` or `use_facet<ctype<charT>> (>(loc).falsename())` depending on whether *val* is true or false (respectively).

15 As long as *in* != *end* and characters continue to match the target string `charT`'s are obtained by doing `*in++`. A value is assigned to *err* as follows

— If the target string was matched completely, then `goodbit`.

— If input was terminated because *in* != *end*, then `eofbit`

— Otherwise, `failbit`.

16 **Returns:** *in*.

### 22.2.2.2 Template class num\_put

[lib.locale.num.put]

```
namespace std {
 template <class charT, class OutputIterator = ostreambuf_iterator<charT> >
 class num_put : public locale::facet {
 public:
 typedef charT char_type;
 typedef OutputIterator iter_type;

 explicit num_put(size_t refs = 0);

 iter_type put(iter_type s, ios_base& f, char_type fill, bool v) const;
 iter_type put(iter_type s, ios_base& f, char_type fill, long v) const;
 iter_type put(iter_type s, ios_base& f, char_type fill,
 unsigned long v) const;
 iter_type put(iter_type s, ios_base& f, char_type fill,
 double v) const;
 iter_type put(iter_type s, ios_base& f, char_type fill,
 long double v) const;
 iter_type put(iter_type s, ios_base& f, char_type fill,
 void* v) const;

 static locale::id id;
 };
};
```

```
protected:
~num_put(); // virtual
virtual iter_type do_put(iter_type, ios_base&, char_type fill,
 bool v) const;
virtual iter_type do_put(iter_type, ios_base&, char_type fill,
 long v) const;
virtual iter_type do_put(iter_type, ios_base&, char_type fill,
 unsigned long) const;
virtual iter_type do_put(iter_type, ios_base&, char_type fill,
 double v) const;
virtual iter_type do_put(iter_type, ios_base&, char_type fill,
 long double v) const;
virtual iter_type do_put(iter_type, ios_base&, char_type fill,
 void* v) const;
};
}
```

1 The facet `num_put` is used to format numeric values to a character sequence such as an ostream.

#### 22.2.2.2.1 num\_put members

[lib.facet.num.put.members]

```
iter_type put(iter_type out, ios_base& str, char_type fill,
 long val) const;
iter_type put(iter_type out, ios_base& str, char_type fill,
 unsigned long val) const;
iter_type put(iter_type out, ios_base& str, char_type fill,
 double val) const;
iter_type put(iter_type out, ios_base& str, char_type fill,
 long double val) const;
iter_type put(iter_type out, ios_base& str, char_type fill,
 void* val) const;
```

1 **Returns:** `do_put(out, str, fill, val)`.

#### 22.2.2.2.2 num\_put virtual functions

[lib.facet.num.put.virtuals]

```
iter_type do_put(iter_type out, ios_base& str, char_type fill,
 bool val) const;
iter_type do_put(iter_type out, ios_base& str, char_type fill,
 long val) const;
iter_type do_put(iter_type out, ios_base& str, char_type fill,
 unsigned long val) const;
iter_type do_put(iter_type out, ios_base& str, char_type fill,
 double val) const;
iter_type do_put(iter_type out, ios_base& str, char_type fill,
 long double val) const;
iter_type do_put(iter_type out, ios_base& str, char_type fill,
 void* val) const;
```

1 **Effects:** Writes characters to the sequence `out`, formatting `val` as desired. In the following description, a local variable initialized with

```
locale loc = str.getloc();
```

The base class implementation is described in several stages

— Stage 1: Determine a printf conversion specifier `spec` and determining the characters that would be printed by `printf(27.8.2)` given this conversion specifier for

```
std::printf(spec, val)
```

assuming that the current locale is the "C" locale.

— Stage 2: Adjust the representation by converting each `char` determined by stage 1 to a `charT` using a

conversion and values returned by members of `use_facet< numpunct<charT>>(str.getloc())`

— Stage 3: Determine where padding is required.

— Stage 4: Insert the sequence into the *out*.

2 Detailed descriptions of each stage follow.

3 **Returns:** *out*.

4 **Stage 1:** The first action of stage 1 is to determine a conversion specifier. The tables that describe this determination use the following local variables

```
fmtflags flags = this->flags() ;
fmtflags basefield = (flags & (ios_base::basefield));
fmtflags uppercase = (flags & (ios_base::uppercase));
fmtflags floatfield = (flags & (ios_base::floatfield));
fmtflags showpos = (flags & (ios_base::showpos));
fmtflags showbase = (flags & (ios_base::showbase));
```

5 All tables used in describing stage 1 are ordered. That is, the first line whose condition is true applies. A line without a condition is the default behavior when none of the earlier lines apply.

6 For conversion from an integral type other than a character type, the function determines the integral conversion specifier as indicated in Table 58.

**Table 58—Integer conversions**

| State                                                           | stdio equivalent |
|-----------------------------------------------------------------|------------------|
| <code>basefield == ios_base::oct</code>                         | <code>%o</code>  |
| <code>(basefield == ios_base::hex) &amp;&amp; !uppercase</code> | <code>%x</code>  |
| <code>(basefield == ios_base::hex)</code>                       | <code>%X</code>  |
| for a signed integral type                                      | <code>%d</code>  |
| for an unsigned integral type                                   | <code>%u</code>  |

7 For conversion from a floating-point type, the function determines the floating-point conversion specifier as indicated in Table 59:

**Table 59—Floating-point conversions**

| State                                                                 | stdio equivalent |
|-----------------------------------------------------------------------|------------------|
| <code>floatfield == ios_base::fixed</code>                            | <code>%f</code>  |
| <code>floatfield == ios_base::scientific &amp;&amp; !uppercase</code> | <code>%e</code>  |
| <code>floatfield == ios_base::scientific</code>                       | <code>%E</code>  |
| <code>!uppercase</code>                                               | <code>%g</code>  |
| <i>otherwise</i>                                                      | <code>%G</code>  |

8 For conversions from an integral or floating type a length modifier is added to the conversion specifier as indicated in Table 60.

**Table 60—Length modifier**

| type             | length modifier |
|------------------|-----------------|
| short            | h               |
| unsigned short   | h               |
| long             | l               |
| unsigned long    | l               |
| long double      | L               |
| <i>otherwise</i> | <i>none</i>     |

9 The conversion specifier has the following optional additional qualifiers prepended as indicated in Table 61:

**Table 61—Numeric conversions**

| Type(s)                                      | State             | stdio equivalent |
|----------------------------------------------|-------------------|------------------|
| an integral type other than a character type | flags & showpos   | +                |
|                                              | flags & showbase  | #                |
| a floating-point type                        | flags & showpos   | +                |
|                                              | flags & showpoint | #                |

10 For conversion from a floating-point type, if (flags() & fixed) != 0 or if precision() > 0, then precision() is specified in the conversion specification.

11 For conversion from void\* the specifier is %p.

12 The representations at the end of stage 1 consists of the char's that would be printed by a call of printf(*s*, *val*) where *s* is the conversion specifier determined above.

13 **Stage 2:** Any character *c* other than a decimal point(.) is converted to a charT via charT(*c*)

14 A local variable *punct* is initialized via

```
num_punct<charT> punct = use_facet< num_punct<charT> >(str.getloc())
```

15 For integral types, *punct*.thousands\_sep() characters are inserted into the sequence as determined by the value returned by *punct*.do\_grouping() using the method described in 22.2.3.1.2

16 Decimal point characters(.) are replaced by *punct*.decimal\_point()

17 **Stage 3:** A local variable is initialized as

```
fmtflags adjustfield= (flags & (ios_base::adjustfield));
```

18 The location of any padding is determined according to Table 62:

Table 62—Fill padding

| State                                                                                                   | Location                                   |
|---------------------------------------------------------------------------------------------------------|--------------------------------------------|
| <code>adjustfield == ios_base::left</code>                                                              | pad after                                  |
| <code>adjustfield == ios_base::right</code>                                                             | pad before                                 |
| <code>adjustfield == internal</code> and a sign occurs in the representation                            | pad after the sign                         |
| <code>adjustfield == internal</code> and representation after stage 1 began with <code>0x 1or 0X</code> | pad after <code>x</code> or <code>X</code> |
| <i>otherwise</i>                                                                                        | pad before stage 2 sequence                |

19 `width()` is nonzero and the number of `charT`'s in the sequence after stage 3 is less than `width()`,  
then enough *fill* characters are added to the sequence at the position indicated for padding to bring  
the length of the sequence to `width()`.

20 `width(0)` is called.

21 **Stage 4:** The sequence of `charT`'s at the end of stage 3 are output via

```
*out++ = c
```

If at any point `out.failed()` becomes true, then output is terminated.

```
iter_type put(iter_type out, ios_base& str, char_type fill,
 bool val) const;
```

22 **Effects:** If `(str.flags() & ios_base::boolalpha) == 0` then do

```
out = put(out, str, fill, (int)val)
```

Otherwise do

```
string_type s =
 val ? use_facet<ctype<charT>> >(loc).truename()
 : use_facet<ctype<charT>> >(loc).falsename() ;
```

and then insert the characters of *s* into *out*.

### 22.2.3 The numeric punctuation facet

[lib.facet.numpunct]

#### 22.2.3.1 Template class numpunct

[lib.locale.numpunct]

```
namespace std {
 template <class charT>
 class numpunct : public locale::facet {
 public:
 typedef charT char_type;
 typedef basic_string<charT> string_type;

 explicit numpunct(size_t refs = 0);

 char_type decimal_point() const;
 char_type thousands_sep() const;
 string grouping() const;
 string_type truename() const;
 string_type falsename() const;
```

218) The conversion specification `#o` generates a leading 0 which is *not* a padding character.

```

 static locale::id id;

protected:
 ~numpunct(); // virtual
 virtual char_type do_decimal_point() const;
 virtual char_type do_thousands_sep() const;
 virtual string do_grouping() const;
 virtual string_type do_truename() const; // for bool
 virtual string_type do_falsename() const; // for bool
};
}

```

1 `numpunct<>` specifies numeric punctuation. The base class provides classic “C” numeric formats, while the “...\_byname” version supports named locale (e.g. POSIX, X/Open) numeric formatting semantics.

2 The syntax for number formats is as follows, where `digit` represents the radix set specified by the `fmtflags` argument value, `whitespace` is as determined by the facet `ctype<charT>` (22.2.1.1), and `thousands-sep` and `decimal-point` are the results of corresponding `numpunct<charT>` members. Integer values have the format:

```

integer ::= [sign] units
sign ::= plusminus [whitespace]
plusminus ::= '+' | '-'
units ::= digits [thousands-sep units]
digits ::= digit [digits]

```

and floating-point values have:

```

floatval ::= [sign] units [decimal-point [digits]] [e [sign] digits] |
 [sign] decimal-point digits [e [sign] digits]
e ::= 'e' | 'E'

```

where the number of digits between `thousands-seps` is as specified by `do_grouping()`. For parsing, if the `digits` portion contains no thousands-separators, no grouping constraint is applied.

#### 22.2.3.1.1 `numpunct` members

[lib.facet.num\_punct.members]

```
char_type decimal_point() const;
```

1 **Returns:** `do_decimal_point()`

```
char_type thousands_sep() const;
```

2 **Returns:** `do_thousands_sep()`

```
string grouping() const;
```

3 **Returns:** `do_grouping()`

```
string_type truename() const;
```

```
string_type falsename() const;
```

4 **Returns:** `do_truename()` or `do_falsename()`, respectively.

#### 22.2.3.1.2 `numpunct` virtual functions

[lib.facet.num\_punct.virtuals]

```
char_type do_decimal_point() const;
```

1 **Returns:** A character for use as the decimal radix separator. The base class implementation returns `'.'`.

```
string_type do_thousands_sep() const;
```

2 **Returns:** A character for use as the digit group separator. The base class implementation returns `'.'`.

```
string do_grouping() const;
```

- 3 **Returns:** A `basic_string<char> vec` used as a vector of integer values, in which each element `vec[i]` represents the number of digits<sup>219)</sup> in the group at position `i`, starting with position 0 as the rightmost group. If `vec.size() <= i`, the number is the same as group `(i-1)`; if `(i < 0 || vec[i] <= 0 || vec[i] == CHAR_MAX)`, the size of the digit group is unlimited.

The base class implementation returns the empty string, indicating no grouping.

```
string_type do_truename() const;
string_type do_falsename() const;
```

- 4 **Returns:** A string representing the name of the boolean value `true` or `false`, respectively.

In the base class implementation these names are "true" and "false".

### 22.2.3.2 Template class `numpunct_byname`

[lib.locale.numpunct.byname]

```
namespace std {
 template <class charT>
 class numpunct_byname : public numpunct<charT> {
 // this class is specialized for char and wchar_t.
 public:
 explicit numpunct_byname(const char*, size_t refs = 0);
 protected:
 ~numpunct_byname(); // virtual
 virtual char_type do_decimal_point() const;
 virtual char_type do_thousands_sep() const;
 virtual string do_grouping() const;
 virtual string_type do_truename() const; // for bool
 virtual string_type do_falsename() const; // for bool
 };
}
```

### 22.2.4 The collate category

[lib.category.collate]

#### 22.2.4.1 Template class `collate`

[lib.locale.collate]

```
namespace std {
 template <class charT>
 class collate : public locale::facet {
 public:
 typedef charT char_type;
 typedef basic_string<charT> string_type;

 explicit collate(size_t refs = 0);

 int compare(const charT* low1, const charT* high1,
 const charT* low2, const charT* high2) const;
 string_type transform(const charT* low, const charT* high) const;
 long hash(const charT* low, const charT* high) const;

 static locale::id id;
 };
}
```

<sup>219)</sup> Thus, the string "\003" specifies groups of 3 digits each, and "3" probably indicates groups of 51 (!) digits each.



```

protected:
~collate(); // virtual
virtual int do_compare(const charT* low1, const charT* high1,
 const charT* low2, const charT* high2) const;
virtual string_type do_transform(const charT* low, const charT* high) const;
virtual long do_hash(const charT* low, const charT* high) const;
};
}

```

1 The class `collate<charT>` provides features for use in the collation (comparison) and hashing of strings. A locale member function template, `operator()`, uses the `collate` facet to allow a locale to act directly as the predicate argument for standard algorithms (25) and containers operating on strings. The base class implementation applies lexicographic ordering (25.3.8).

2 Each function compares a string of characters `*p` in the range `[low,high)`.

#### 22.2.4.1.1 collate members

[lib.locale.collate.members]

```
int compare(const charT* low1, const charT* high1,
 const charT* low2, const charT* high2) const;
```

1 **Returns:** `do_compare(low1, high1, low2, high2)`

```
string_type transform(const charT* low, const charT* high) const;
```

2 **Returns:** `do_transform(low, high)`

```
long hash(const charT* low, const charT* high) const;
```

3 **Returns:** `do_hash(low, high)`

#### 22.2.4.1.2 collate virtual functions

[lib.locale.collate.virtuals]

```
int do_compare(const charT* low1, const charT* high1,
 const charT* low2, const charT* high2) const;
```

1 **Returns:** 1 if the first string is greater than the second, -1 if less, zero otherwise. The base class implementation implements a lexicographical comparison (25.3.8).

```
string_type do_transform(const charT* low, const charT* high) const;
```

2 **Returns:** A `basic_string<charT>` value that, compared lexicographically with the result of calling `transform()` on another string, yields the same result as calling `do_compare()` on the same two strings.<sup>220)</sup>

```
long do_hash(const charT* low, const charT* high) const;
```

3 **Returns:** An integer value equal to the result of calling `hash()` on any other string for which `do_compare()` returns 0 (equal) when passed the two strings. [Note: The probability that the result equals that for another string which does not compare equal should be very small, approaching  $(1.0/\text{numeric\_limits}<\text{unsigned long}>::\text{max}())$ . —end note]

#### 22.2.4.2 Template class collate\_byname

[lib.locale.collate.byname]

<sup>220)</sup> This function is useful when one string is being compared to many other strings.

```

namespace std {
 template <class charT>
 class collate_byname : public collate<charT> {
 public:
 explicit collate_byname(const char*, size_t refs = 0);
 protected:
 ~collate_byname(); // virtual
 virtual int do_compare(const charT* low1, const charT* high1,
 const charT* low2, const charT* high2) const;
 virtual string_type do_transform(const charT* low, const charT* high) const;
 virtual long do_hash(const charT* low, const charT* high) const;
 };
}

```

**22.2.5 The time category****[lib.category.time]**

- 1 Templates `time_get<charT,InputIterator>` and `time_put<charT,OutputIterator>` provide date and time formatting and parsing. Their members use their `ios_base&`, `ios_base::iostate&`, and `fill` arguments as described in (22.2), and the `ctype<>` facet, to determine formatting details.

**22.2.5.1 Template class `time_get`****[lib.locale.time.get]**

```

namespace std {
 class time_base {
 public:
 enum dateorder { no_order, dmy, mdy, ymd, ydm };
 };

 template <class charT, class InputIterator = istreambuf_iterator<charT> >
 class time_get : public locale::facet, public time_base {
 public:
 typedef charT char_type;
 typedef InputIterator iter_type;

 explicit time_get(size_t refs = 0);

 dateorder date_order() const { return do_date_order(); }
 iter_type get_time(iter_type s, iter_type end, ios_base& f,
 ios_base::iostate& err, tm* t) const;
 iter_type get_date(iter_type s, iter_type end, ios_base& f,
 ios_base::iostate& err, tm* t) const;
 iter_type get_weekday(iter_type s, iter_type end, ios_base& f,
 ios_base::iostate& err, tm* t) const;
 iter_type get_monthname(iter_type s, iter_type end, ios_base& f,
 ios_base::iostate& err, tm* t) const;
 iter_type get_year(iter_type s, iter_type end, ios_base& f,
 ios_base::iostate& err, tm* t) const;

 static locale::id id;
 };
}

```

```

protected:
~time_get(); // virtual
virtual dateorder do_date_order() const;
virtual iter_type do_get_time(iter_type s, iter_type end, ios_base&,
 ios_base::iostate& err, tm* t) const;
virtual iter_type do_get_date(iter_type s, iter_type end, ios_base&,
 ios_base::iostate& err, tm* t) const;
virtual iter_type do_get_weekday(iter_type s, iter_type end, ios_base&,
 ios_base::iostate& err, tm* t) const;
virtual iter_type do_get_monthname(iter_type s, ios_base&,
 ios_base::iostate& err, tm* t) const;
virtual iter_type do_get_year(iter_type s, iter_type end, ios_base&,
 ios_base::iostate& err, tm* t) const;
};
}

```

- 1 `time_get` is used to parse a character sequence, extracting components of a time or date into a `struct tm` record. Each `get` member parses a format as produced by a corresponding format specifier to `time_put<>::put`. If the sequence being parsed matches the correct format, the corresponding members of the `struct tm` argument are set to the values used to produce the sequence; otherwise either an error is reported or unspecified values are assigned.<sup>221)</sup>

#### 22.2.5.1.1 `time_get` members

[lib.locale.time.get.members]

```
dateorder do_date_order() const;
```

- 1 **Returns:** `do_date_order()`

```
iter_type do_get_time(iter_type s, iter_type end, ios_base& str,
 ios_base::iostate& err, tm* t) const;
```

- 2 **Returns:** `do_get_time(s, end, str, err, t)`

```
iter_type do_get_date(iter_type s, iter_type end, ios_base& str,
 ios_base::iostate& err, tm* t) const;
```

- 3 **Returns:** `do_get_date(s, end, str, err, t)`

```
iter_type do_get_weekday(iter_type s, iter_type end, ios_base& str,
 ios_base::iostate& err, tm* t) const;
iter_type do_get_monthname(iter_type s, iter_type end, ios_base& str,
 ios_base::iostate& err, tm* t) const;
```

- 4 **Returns:** `do_get_weekday(s, end, str, err, t)` or `do_get_monthname(s, end, str, err, t)`

```
iter_type do_get_year(iter_type s, iter_type end, ios_base& str,
 ios_base::iostate& err, tm* t) const;
```

- 5 **Returns:** `do_get_year(s, end, str, err, t)`

#### 22.2.5.1.2 `time_get` virtual functions

[lib.locale.time.get.virtuals]

```
dateorder do_date_order() const;
```

- 1 **Returns:** An enumeration value indicating the preferred order of components for those date formats that are composed of day, month, and year.<sup>222)</sup> Returns `no_order` if the date format specified by 'x' contains other variable components (e.g. Julian day, week number, week day).

<sup>221)</sup> In other words, user confirmation is required for reliable parsing of user-entered dates and times, but machine-generated formats can be parsed reliably. This allows parsers to be aggressive about interpreting user variations on standard formats.

<sup>222)</sup> This function is intended as a convenience only, for common formats, and may return `no_order` in valid locales.

```
iter_type do_get_time(iter_type s, iter_type end, ios_base& str,
 ios_base::iostate& err, tm* t) const;
```

2 **Effects:** Reads characters starting at *s* until it has extracted those `struct tm` members, and remaining format characters, used by `time_put<>::put` to produce the format specified by 'X', or until it encounters an error or end of sequence.

3 **Returns:** An iterator pointing immediately beyond the last character recognized as possibly part of a valid time.

```
iter_type do_get_date(iter_type s, iter_type end, ios_base& str,
 ios_base::iostate& err, tm* t) const;
```

4 **Effects:** Reads characters starting at *s* until it has extracted those `struct tm` members, and remaining format characters, used by `time_put<>::put` to produce the format specified by 'x', or until it encounters an error.

5 **Returns:** An iterator pointing immediately beyond the last character recognized as possibly part of a valid date.

```
iter_type do_get_weekday(iter_type s, iter_type end, ios_base& str,
 ios_base::iostate& err, tm* t) const;
iter_type do_get_monthname(iter_type s, iter_type end, ios_base& str,
 ios_base::iostate& err, tm* t) const;
```

6 **Effects:** Reads characters starting at *s* until it has extracted the (perhaps abbreviated) name of a weekday or month. If it finds an abbreviation that is followed by characters that could match a full name, it continues reading until it matches the full name or fails. It sets the appropriate `struct tm` member accordingly.

7 **Returns:** An iterator pointing immediately beyond the last character recognized as part of a valid name.

```
iter_type do_get_year(iter_type s, iter_type end, ios_base& str,
 ios_base::iostate& err, tm* t) const;
```

8 **Effects:** Reads characters starting at *s* until it has extracted an unambiguous year identifier. It is implementation-defined whether two-digit year numbers are accepted, and (if so) what century they are assumed to lie in. Sets the `t->tm_year` member accordingly.

9 **Returns:** An iterator pointing immediately beyond the last character recognized as part of a valid year identifier.

### 22.2.5.2 Template class `time_get_byname`

[lib.locale.time.get.byname]

```
namespace std {
 template <class charT, class InputIterator = istreambuf_iterator<charT> >
 class time_get_byname : public time_get<charT, InputIterator> {
 public:
 explicit time_get_byname(const char*, size_t refs = 0);
 protected:
 ~time_get_byname(); // virtual
 virtual dateorder do_date_order() const;
 virtual iter_type do_get_time(iter_type s, iter_type end, ios_base&,
 ios_base::iostate& err, tm* t) const;
 virtual iter_type do_get_date(iter_type s, iter_type end, ios_base&,
 ios_base::iostate& err, tm* t) const;
 virtual iter_type do_get_weekday(iter_type s, iter_type end, ios_base&,
 ios_base::iostate& err, tm* t) const;
 virtual iter_type do_get_monthname(iter_type s, iter_type end, ios_base&,
 ios_base::iostate& err, tm* t) const;
 virtual iter_type do_get_year(iter_type s, iter_type end, ios_base&,
 ios_base::iostate& err, tm* t) const;
 };
}
```

**22.2.5.3 Template class `time_put`****[lib.locale.time.put]**

```

namespace std {
 template <class charT, class OutputIterator = ostreambuf_iterator<charT> >
 class time_put : public locale::facet {
 public:
 typedef charT char_type;
 typedef OutputIterator iter_type;

 explicit time_put(size_t refs = 0);

 // the following is implemented in terms of other member functions.
 iter_type put(iter_type s, ios_base& f, char_type fill, const tm* tmb,
 const charT* pattern, const charT* pat_end) const;
 iter_type put(iter_type s, ios_base& f, char_type fill,
 const tm* tmb, char format, char modifier = 0) const;

 static locale::id id;

 protected:
 ~time_put(); // virtual
 virtual iter_type do_put(iter_type s, ios_base&, char_type, const tm* t,
 char format, char modifier) const;
 };
}

```

**22.2.5.3.1 `time_put` members****[lib.locale.time.put.members]**

```

iter_type put(iter_type s, ios_base&, char_type fill, const tm* t,
 const charT* pattern, const charT* pat_end) const;
iter_type put(iter_type s, ios_base&, char_type fill, const tm* t,
 char format, char modifier = 0) const;

```

- 1 **Effects:** The first form interprets the characters immediately following a % in the sequence between *pattern* and *pat\_end* as format specifiers, according to the mapping used by the function `strftime()`. Characters are converted using `ctype<>::narrow()` to identify format specifiers. [Note: This implies that if `narrow()` has no mapping for the character %, no format specifiers are identified. —end note]

The second form calls `do_put()` once, simply passing along its arguments.

- 2 **Returns:** An iterator pointing immediately after the last character produced.

**22.2.5.3.2 `time_put` virtual functions****[lib.locale.time.put.virtuals]**

```

iter_type do_put(iter_type s, ios_base&, char_type fill, const tm* t,
 char format, char modifier) const;

```

- 1 **Effects:** Formats the contents of the parameter *t* into characters placed on the output sequence *s*. Formatting is controlled by the parameters *format* and *modifier*, interpreted identically as the format specifiers in the string argument to the standard library function `strftime()`.<sup>223)</sup>
- 2 **Returns:** An iterator pointing immediately after the last character produced.

**22.2.5.4 Template class `time_put_byname`****[lib.locale.time.put.byname]**

<sup>223)</sup> Interpretation of the *modifier* argument is implementation-defined, but should follow POSIX conventions.

```

namespace std {
 template <class charT, class OutputIterator = ostreambuf_iterator<charT> >
 class time_put_byname : public time_put<charT, OutputIterator>
 {
 public:
 explicit time_put_byname(const char*, size_t refs = 0);
 protected:
 ~time_put_byname(); // virtual
 virtual iter_type do_put(iter_type s, ios_base&, char_type, const tm* t,
 char format, char modifier) const;
 };
}

```

### 22.2.6 The monetary category

[lib.category.monetary]

- 1 These templates handle monetary formats. A template parameter indicates whether local or international monetary formats are to be used.
- 2 `money_get<>` and `money_put<>` members use their `ios_base&`, `ios_base::iostate&`, and `fill` arguments as described in (22.2), and the `moneypunct<>` and `ctype<>` facets, to determine formatting details.

#### 22.2.6.1 Template class `money_get`

[lib.locale.money.get]

```

namespace std {
 template <class charT,
 class InputIterator = istreambuf_iterator<charT> >
 class money_get : public locale::facet {
 public:
 typedef charT char_type;
 typedef InputIterator iter_type;
 typedef basic_string<charT> string_type;

 explicit money_get(size_t refs = 0);

 iter_type get(iter_type s, iter_type end, bool intl,
 ios_base& f, ios_base::iostate& err,
 long double& units) const;
 iter_type get(iter_type s, iter_type end, bool intl,
 ios_base& f, ios_base::iostate& err,
 string_type& digits) const;

 static const bool intl = Intl;
 static locale::id id;

 protected:
 ~money_get(); // virtual
 virtual iter_type do_get(iter_type, bool, iter_type, ios_base&,
 ios_base::iostate& err, long double& units) const;
 virtual iter_type do_get(iter_type, bool, iter_type, ios_base&,
 ios_base::iostate& err, string_type& digits) const;
 };
}

```

## 22.2.6.1.1 money\_get members

[lib.locale.money.get.members]

```

iter_type get(iter_type s, iter_type end, bool intl,
 ios_base& f, ios_base::iostate& err,
 long double& quant) const;
iter_type get(s, iter_type end, bool intl, ios_base&f,
 ios_base::iostate& err, string_type& quant) const;

```

1 **Returns:** do\_get(*s*, *end*, *intl*, *f*, *err*, *quant*)

## 22.2.6.1.2 money\_get virtual functions

[lib.locale.money.get.virtuals]

```

iter_type do_get(iter_type s, iter_type end, bool intl,
 ios_base& str, ios_base::iostate& err,
 long double& units) const;
iter_type do_get(iter_type s, iter_type end, bool intl,
 ios_base& strfP, ios_base::iostate& err,
 string_type& digits) const;

```

1 **Effects:** Reads characters from *s* until it has constructed a monetary value, as specified in *str.flags()* and the `money_punct<charT,true>` or `money_punct<charT,false>` facet of *str.getloc()*, (depending on whether *intl* is true or false respectively) or until it encounters an error or runs out of characters. It parses the format sequence specified by `money_punct<>::neg_format()` for all monetary values. The result is a pure sequence of digits, representing a count of the smallest unit of currency representable.<sup>224)</sup>

Digit group separators are optional; if present, digit grouping is checked after all syntactic elements have been read. If no grouping is specified, any thousands separator characters encountered in the input sequence are not considered part of the numeric format.

Where `space` or `none` appear in the format pattern, except at the end, optional whitespace is consumed. If `(str.flags() & ios_base::showbase)` is false, the currency symbol is optional, and if it appears after all other required syntactic elements it is not consumed. If the expression above is true, the currency symbol is required, and is always consumed. If the first character of the a sign appears in its correct position, any remaining sign characters are required, and consumed. [Example: If `showbase` is off, then when the sign is "`()`" and the currency symbol is "`L`", in "`(100 L)`" the "`L`" is consumed; but in "`-100 L`" it is not. —end example] Sets the argument *units* or *digits* from the sequence of digits found. *units* is negated, or *digits* is preceded by `'-'`, for a negative value. On error, the *units* or *digits* argument is unchanged.

2 **Returns:** An iterator pointing immediately beyond the last character recognized as part of a valid monetary quantity.

## 22.2.6.2 Template class money\_put

[lib.locale.money.put]

```

namespace std {
 template <class charT, bool Intl = false,
 class OutputIterator = ostreambuf_iterator<charT> >
 class money_put : public locale::facet {
 public:
 typedef charT char_type;
 typedef OutputIterator iter_type;
 typedef basic_string<charT> string_type;

 explicit money_put(size_t refs = 0);
 };

```

<sup>224)</sup> For example, the sequence \$1,056.23 in a common U.S. locale would yield, for *units*, 105623, or for *digits*, "105623".

```

iter_type put(iter_type s, bool intl, ios_base& f,
 char_type fill, long double units) const;
iter_type put(iter_type s, bool intl, ios_base& f,
 char_type fill, const string_type& digits) const;

static locale::id id;

protected:
~money_put(); // virtual
virtual iter_type
do_put(iter_type, bool, ios_base&, char_type fill,
 long double units) const;
virtual iter_type
do_put(iter_type, bool, ios_base&, char_type fill,
 const string_type& digits) const;
};
}

```

**22.2.6.2.1 `money_put` members****[lib.locale.money.put.members]**

```

iter_type put(iter_type s, bool intl, ios_base& f, char_type fill,
 long double quant) const;
iter_type put(iter_type s, bool intl, ios_base& f, char_type fill,
 const string_type& quant) const;

```

1 **Returns:** `do_put(s, intl, f, loc, quant)`

**22.2.6.2.2 `money_put` virtual functions****[lib.locale.money.put.virtuals]**

```

iter_type do_put(iter_type s, bool intl, ios_base& str,
 char_type fill, long double units) const;
iter_type do_put(iter_type s, bool intl, ios_base& str,
 char_type fill, const string_type& digits) const;

```

1 **Effects:** Writes characters to `s`, according to the format specified by the `moneypunct<charT,true>` or `moneypunct<charT,false>` facet of `loc` (depending on whether `intl` is true or false respectively), and `str.flags()`. Ignores any fractional part of `units`, or any characters in `digits` beyond the (optional) leading '-' and immediately subsequent digits.

2 **Notes:** The currency symbol is generated only if `(str.flags() & ios_type::showbase)` is true. If `((str.flags() & ios_type::adjustfield) == ios_type::internal)` the fill characters are placed where none or space appears in the formatting pattern (`_lib.money.get.virtuals_`).

3 **Returns:** An iterator pointing immediately after the last character produced.

**22.2.6.3 Template class `moneypunct`****[lib.locale.moneypunct]**

```

namespace std {
class money_base {
public:
enum part { none, space, symbol, sign, value };
struct pattern { char field[4]; };
};

template <class charT, bool International = false>
class moneypunct : public locale::facet, public money_base {
public:
typedef charT char_type;
typedef basic_string<charT> string_type;

explicit moneypunct(size_t refs = 0);

```



```

charT decimal_point() const;
charT thousands_sep() const;
string grouping() const;
string_type curr_symbol() const;
string_type positive_sign() const;
string_type negative_sign() const;
int frac_digits() const;
pattern pos_format() const;
pattern neg_format() const;

static locale::id id;
static const bool intl = International;

protected:
~moneypunct(); // virtual
virtual charT do_decimal_point() const;
virtual charT do_thousands_sep() const;
virtual string do_grouping() const;
virtual string_type do_curr_symbol() const;
virtual string_type do_positive_sign() const;
virtual string_type do_negative_sign() const;
virtual int do_frac_digits() const;
virtual pattern do_pos_format() const;
virtual pattern do_neg_format() const;
};
}

```

- 1 This provides money punctuation, similar to `num_punct<>` above (22.2.3.1). In particular, the value portion of the format is:

```

value ::= units [decimal-point [digits]] |
 decimal-point digits

```

if `frac_digits` returns a positive value, or just

```

value ::= units

```

otherwise. In these forms, the decimal-point and thousands-separator are as determined below and the number of digits after the decimal point is exactly the value returned by `frac_digits`.

#### 22.2.6.3.1 `moneypunct` members

[lib.locale.money\_punct.members]

```

charT decimal_point() const;
charT thousands_sep() const;
string grouping() const;
string_type curr_symbol() const;
string_type positive_sign() const;
string_type negative_sign() const;
int frac_digits() const;
pattern pos_format() const;
pattern neg_format() const;

```

- 1 Each of these functions `F` returns the result of calling the corresponding virtual member function `do_`*F*`( )`.

#### 22.2.6.3.2 `moneypunct` virtual functions

[lib.locale.money\_punct.virtuals]

```

charT do_decimal_point() const;

```

- 1 **Returns:** The radix separator to use in case `do_frac_digits( )` is greater than zero.<sup>225)</sup>

<sup>225)</sup>In common U.S. locales this is `'.'`.

```
charT do_thousands_sep() const;
```

- 2 **Returns:** The digit group separator to use in case `do_grouping()` specifies a digit grouping pattern.<sup>226)</sup>

```
string do_grouping() const;
```

- 3 **Returns:** A pattern defined identically as the result of `num_punct<charT>::do_grouping()`.<sup>227)</sup>

```
string_type do_curr_symbol() const;
```

- 4 **Returns:** A string to use as the currency identifier symbol.<sup>228)</sup>

```
string_type do_positive_sign() const;
```

```
string_type do_negative_sign() const;
```

- 5 **Returns:** `do_positive_sign()` returns the string to use to indicate a positive monetary value;<sup>229)</sup> `do_negative_sign()` returns the string to use to indicate a negative value. The first character of the string (if any) is placed in the position indicated for the sign in the format pattern, and any remaining characters are placed after all other format elements.

```
int do_frac_digits() const;
```

- 6 **Returns:** The number of digits after the decimal radix separator, if any.<sup>230)</sup>

```
pattern do_pos_format() const;
```

```
pattern do_neg_format() const;
```

- 7 **Returns:** A pattern, a four-element array specifying the order in which syntactic elements appear in the monetary format. In this array each enumeration value `symbol`, `sign`, `value`, and either `space` or `none` appears exactly once. `none`, if present, is not first; `space`, if present, is neither first nor last. Otherwise, the elements may appear in any order. The base class implementation returns an object of type `pattern` initialized to `{ symbol, sign, none, value }`; this value is also returned for all international instantiations.<sup>231)</sup>

#### 22.2.6.4 Template class `moneypunct_byname`

[`lib.locale.moneypunct.byname`]

```
namespace std {
 template <class charT, bool Intl = false>
 class moneypunct_byname : public moneypunct<charT, Intl> {
 public:
 explicit moneypunct_byname(const char*, size_t refs = 0);
 protected:
 ~moneypunct_byname(); // virtual
 virtual charT do_decimal_point() const;
 virtual charT do_thousands_sep() const;
 virtual string do_grouping() const;
 virtual string_type do_curr_symbol() const;
 virtual string_type do_positive_sign() const;
 virtual string_type do_negative_sign() const;
 virtual int do_frac_digits() const;
 virtual pattern do_pos_format() const;
 virtual pattern do_neg_format() const;
 };
}
```

<sup>226)</sup> In common U.S. locales this is `' , '`.

<sup>227)</sup> This is most commonly the value `"\003"` (not `"3"`).

<sup>228)</sup> For international instantiations (second template parameter `true`) this is always four characters long, usually three letters and a space.

<sup>229)</sup> This is usually the empty string.

<sup>230)</sup> In common U.S. locales, this is 2.

<sup>231)</sup> Note that the international symbol returned by `do_curr_sym()` usually contains a space, itself; for example, `"USD "`.

**22.2.7 The message retrieval category****[lib.category.messages]**

1 Class `messages<charT>` implements retrieval of strings from message catalogs.

**22.2.7.1 Template class `messages`****[lib.locale.messages]**

```
namespace std {
 class messages_base {
 public:
 typedef int catalog;
 };

 template <class charT>
 class messages : public locale::facet, public messages_base {
 public:
 typedef charT char_type;
 typedef basic_string<charT> string_type;

 explicit messages(size_t refs = 0);

 catalog open(const basic_string<char>& fn, const locale&) const;
 string_type get(catalog c, int set, int msgid,
 const string_type& default) const;
 void close(catalog c) const;

 static locale::id id;

 protected:
 ~messages(); // virtual
 virtual catalog do_open(const basic_string<char>&, const locale&) const;
 virtual string_type do_get(catalog, int set, int msgid,
 const string_type& default) const;
 virtual void do_close(catalog) const;
 };
}
```

1 Values of type `messages_base::catalog` usable as arguments to members `get` and `close` can be obtained only by calling member `open`.

**22.2.7.1.1 `messages` members****[lib.locale.messages.members]**

```
catalog open(const basic_string<char>& name, const locale& loc) const;
```

1 **Returns:** `do_open(name, loc)`.

```
string_type get(catalog cat, int set, int msgid,
 const string_type& default) const;
```

2 **Returns:** `do_get(cat, set, msgid, default)`.

```
void close(catalog cat) const;
```

3 **Effects:** Calls `do_close(cat)`.

**22.2.7.1.2 `messages` virtual functions****[lib.locale.messages.virtuals]**

```
catalog do_open(const basic_string<char>& name,
 const locale& loc) const;
```

1 **Returns:** A value that may be passed to `get()` to retrieve a message, from the message catalog identified by the string `name` according to an implementation-defined mapping. The result can be used until it is passed to `close()`.  
Returns a value less than 0 if no such catalog can be opened.

- 2 **Notes:** The locale argument *loc* is used for character set code conversion when retrieving messages, if needed.

```
string_type do_get(catalog cat, int set, int msgid,
 const string_type& default) const;
```

- 3 **Requires:** A catalog *cat* obtained from `open()` and not yet closed.  
 4 **Returns:** A message identified by arguments *set*, *msgid*, and *default*, according to an implementation-defined mapping. If no such message can be found, returns *default*.

```
void do_close(catalog cat) const;
```

- 5 **Requires:** A catalog *cat* obtained from `open()` and not yet closed.  
 6 **Effects:** Releases unspecified resources associated with *cat*.  
 7 **Notes:** The limit on such resources, if any, is implementation-defined.

### 22.2.7.2 Template class `messages_byname`

[lib.locale.messages.byname]

```
namespace std {
 template <class charT>
 class messages_byname : public messages<charT> {
 public:
 explicit messages_byname(const char*, size_t refs = 0);
 protected:
 ~messages_byname(); // virtual
 virtual catalog do_open(const basic_string<char>&, const locale&) const;
 virtual string_type do_get(catalog, int set, int msgid,
 const string_type& default) const;
 virtual void do_close(catalog) const;
 };
}
```

### 22.2.8 Program-defined facets

[lib.facets.examples]

- 1 A C++ program may define facets to be added to a locale and used identically as the built-in facets. To create a new facet interface, C++ programs simply derive from `locale::facet` a class containing a static member: `static locale::id id`.

- 2 [Note: The locale member function templates verify its type and storage class. —end note]

- 3 This initialization/identification system depends only on the initialization to 0 of static objects, before static constructors are called. When an instance of a facet is installed in a locale, the locale checks whether an id has been assigned, and if not, assigns one. Before this occurs, any attempted use of its interface causes the `bad_cast` exception to be thrown.

- 4 [Example: Here is a program that just calls C functions:

```
#include <locale>
extern "C" void c_function();
int main()
{
 using namespace std;
 locale::global(locale("")); // same as setlocale(LC_ALL, "");
 c_function();
 return 0;
}
```

In other words, C library localization is unaffected. —end example]

- 5 [Example: Traditional global localization is still easy:

```

#include <iostream>
#include <locale>
int main(int argc, char** argv)
{
 using namespace std;
 locale::global(locale("")); // set the global locale
 // imbue it on all the std streams
 cin.imbue(locale());
 cout.imbue(locale());
 cerr.imbue(locale());
 wcin.imbue(locale());
 wcout.imbue(locale());
 wcerr.imbue(locale());

 return MyObject(argc, argv).doit();
}

```

—end example]

- 6 [Example: Greater flexibility is possible:

```

#include <iostream>
#include <locale>
int main()
{
 using namespace std;
 cin.imbue(locale("")); // the user's preferred locale
 cout.imbue(locale::classic());
 double f;
 while (cin >> f) cout << f << endl;
 return (cin.fail() != 0);
}

```

In a European locale, with input 3.456,78, output is 3456.78. —end example]

- 7 This can be important even for simple programs, which may need to write a data file in a fixed format, regardless of a user's preference.
- 8 [Example: Here is an example of the use of locales in a library interface.

```

// file: Date.h
#include <iosfwd>
#include <string>
#include <locale>
...
class Date {
 ...
public:
 Date(unsigned day, unsigned month, unsigned year);
 std::string asString(const std::locale& = std::locale());
};
istream& operator>>(istream& s, Date& d);
ostream& operator<<(ostream& s, Date d);
...

```

This example illustrates two architectural uses of class locale.

- 9 The first is as a default argument in Date::asString(), where the default is the global (presumably user-preferred) locale.
- 10 The second is in the operators << and >>, where a locale “hitchhikes” on another object, in this case a stream, to the point where it is needed.

```

// file: Date.C
#include "Date" // includes <ctime>
#include <sstream>
std::string Date::asString(const std::locale& l)
{
 using namespace std;
 ostringstream s; s.imbue(l);
 s << *this; return s.str();
}

std::istream& operator>>(std::istream& s, Date& d)
{
 using namespace std;
 istream::sentry cerberos;
 if (cerberos) {
 ios_base::iostate err = goodbit;
 struct tm t;
 use_facet< time_get<char> >(s.getloc()).get_date(s, 0, s, err, &t);
 if (!err) d = Date(t.tm_day, t.tm_mon + 1, t.tm_year + 1900);
 s.setstate(err);
 }
 return s;
}

```

—end example]

- 11 A locale object may be extended with a new facet simply by constructing it with an instance of a class derived from `locale::facet`. The only member a C++ program must define is the static member `id`, which identifies your class interface as a new facet.

- 12 [Example: Classifying Japanese characters:

```

// file: <jctype>
#include <locale>
namespace My {
 using namespace std;
 class Jctype : public locale::facet {
 public:
 static locale::id id; // required for use as a new locale facet
 bool is_kanji(wchar_t c);
 Jctype() {}
 protected:
 ~Jctype() {}
 };
}

```

```

// file: filt.C
#include <iostream>
#include <locale>
#include "jctype" // above
std::locale::id Jctype::id; // the static Jctype member declared above.
int main()
{
 using namespace std;
 typedef ctype<wchar_t> wctype;
 locale loc(locale(""), // the user's preferred locale ...
 new My::Jctype); // and a new feature ...
 wchar_t c = use_facet<wctype>(loc).widen('!');
 if (use_facet<My::Jctype>(loc).is_kanji(c))
 cout << "no it isn't!" << endl;
 return 0;
}

```

13 The new facet is used exactly like the built-in facets. —*end example*]

14 [*Example*: Replacing an existing facet is even easier. Here we do not define a member `id` because we are reusing the `numpunct<charT>` facet interface:

```

// my_bool.C
#include <iostream>
#include <locale>
#include <string>
namespace My {
 using namespace std;
 typedef numpunct_byname<char> cnumpunct;
 class BoolNames : public cnumpunct {
 protected:
 string do_truename() { return "Oui Oui!"; }
 string do_falsename() { return "Mais Non!"; }
 ~BoolNames() {}
 public:
 BoolNames(const char* name) : cnumpunct(name) {}
 };
}

int main(int argc, char** argv)
{
 using namespace std;
 // make the user's preferred locale, except for...
 locale loc(locale(""), new My::BoolNames(""));
 cout.imbue(loc);
 cout << boolalpha << "Any arguments today? " << (argc > 1) << endl;
 return 0;
}

```

—*end example*]

## 22.3 C Library Locales

[lib.c.locales]

1 Header `<clocale>` (Table 63):

**Table 63—Header <locale> synopsis**

| Type              | Name(s)                                                              |
|-------------------|----------------------------------------------------------------------|
| <b>Macros:</b>    | LC_ALL LC_COLLATE LC_CTYPE<br>LC_MONETARY LC_NUMERIC LC_TIME<br>NULL |
| <b>Struct:</b>    | lconv                                                                |
| <b>Functions:</b> | localeconv setlocale                                                 |

- 2 The contents are the same as the Standard C library header <locale.h>.  
*SEE ALSO:* ISO C clause 7.4.



---

## 23 Containers library

[lib.containers]

---

- 1 This clause describes components that C++ programs may use to organize collections of information.
- 2 The following subclauses describe container requirements, and components for sequences and associative containers, as summarized in Table 64:

**Table 64—Containers library summary**

| Subclause                   | Header(s) |
|-----------------------------|-----------|
| 23.1 Requirements           |           |
|                             | <deque>   |
|                             | <list>    |
| 23.2 Sequences              | <queue>   |
|                             | <stack>   |
|                             | <vector>  |
| 23.3 Associative containers | <map>     |
|                             | <set>     |
| 23.3.5 bitset               | <bitset>  |

### 23.1 Container requirements

[lib.container.requirements]

- 1 Containers are objects that store other objects. They control allocation and deallocation of these objects through constructors, destructors, insert and erase operations.
- 2 All of the complexity requirements in this clause are stated solely in terms of the number of operations on the contained objects. [*Example:* the copy constructor of type `vector<int>` has linear complexity, even though the complexity of copying each contained `vector<int>` is itself linear. ]
- 3 The type of objects stored in these components must meet the requirements of `CopyConstructible` types (20.1.3), and the additional requirements of `Assignable` types.
- 4 In Table 65, `T` is the type used to instantiate the container, `t` is a value of `T`, and `u` is a value of (possibly `const`) `T`.

**Table 65—Assignable requirements**

| expression         | return type         | post-condition                                 |
|--------------------|---------------------|------------------------------------------------|
| <code>t = u</code> | <code>T&amp;</code> | <code>t</code> is equivalent to <code>u</code> |

- 5 In Table 66, `X` denotes a container class containing objects of type `T`, `a` and `b` denote values of type `X`, `u` denotes an identifier and `r` denotes a value of `X&`.

Table 66—Container requirements

| expression                                    | return type                                   | assertion/note<br>pre/post-condition                                                                                                     | complexity   |
|-----------------------------------------------|-----------------------------------------------|------------------------------------------------------------------------------------------------------------------------------------------|--------------|
| <code>X::value_type</code>                    | T                                             | T is Assignable                                                                                                                          | compile time |
| <code>X::reference</code>                     | lvalue of T                                   |                                                                                                                                          | compile time |
| <code>X::const_reference</code>               | const lvalue of T                             |                                                                                                                                          | compile time |
| <code>X::iterator</code>                      | iterator type pointing to T                   | any iterator category except output iterator.                                                                                            | compile time |
| <code>X::const_iterator</code>                | iterator type pointing to const T             | any iterator category except output iterator.                                                                                            | compile time |
| <code>X::difference_type</code>               | signed integral type                          | is identical to the distance type of <code>X::iterator</code> and <code>X::const_iterator</code>                                         | compile time |
| <code>X::size_type</code>                     | unsigned integral type                        | <code>size_type</code> can represent any non-negative value of <code>difference_type</code>                                              | compile time |
| <code>X u;</code>                             |                                               | post: <code>u.size() == 0</code> .                                                                                                       | constant     |
| <code>X();</code>                             |                                               | <code>X().size() == 0</code> .                                                                                                           | constant     |
| <code>X(a);</code>                            |                                               | <code>a == X(a)</code> .                                                                                                                 | linear       |
| <code>X u(a);</code><br><code>X u = a;</code> |                                               | post: <code>u == a</code> .<br>Equivalent to: <code>X u; u = a;</code>                                                                   | linear       |
| <code>(&amp;a)-&gt;~X();</code>               | void                                          | note: the destructor is applied to every element of <code>a</code> ; all the memory is returned.                                         | linear       |
| <code>a.begin();</code>                       | iterator;<br>const_iterator<br>for constant a |                                                                                                                                          | constant     |
| <code>a.end();</code>                         | iterator;<br>const_iterator<br>for constant a |                                                                                                                                          | constant     |
| <code>a == b</code>                           | convertible to bool                           | <code>==</code> is an equivalence relation.<br><code>a.size() == b.size()</code><br>&& <code>equal(a.begin(), a.end(), b.begin())</code> | linear       |
| <code>a != b</code>                           | convertible to bool                           | Equivalent to: <code>!(a == b)</code>                                                                                                    | linear       |
| <code>a.swap(b);</code>                       | void                                          | <code>swap(a, b)</code>                                                                                                                  | (Note A)     |

Table 66 (continued)—Container requirements

| expression                | return type                      | operational semantics                                                        | assertion/note pre/post-condition                                                                                | complexity |
|---------------------------|----------------------------------|------------------------------------------------------------------------------|------------------------------------------------------------------------------------------------------------------|------------|
| <code>r = a</code>        | <code>X&amp;</code>              |                                                                              | post: <code>r == a</code> .                                                                                      | linear     |
| <code>a.size()</code>     | <code>size_type</code>           | <code>a.end()-a.begin()</code>                                               |                                                                                                                  | (Note A)   |
| <code>a.max_size()</code> | <code>size_type</code>           | <code>size()</code> of the largest possible container.                       |                                                                                                                  | (Note A)   |
| <code>a.empty()</code>    | convertible to <code>bool</code> | <code>a.size() == 0</code>                                                   |                                                                                                                  | constant   |
| <code>a &lt; b</code>     | convertible to <code>bool</code> | <code>lexicographical_compare(a.begin(), a.end(), b.begin(), b.end())</code> | pre: <code>&lt;</code> is defined for values of <code>T</code> . <code>&lt;</code> is a total ordering relation. | linear     |
| <code>a &gt; b</code>     | convertible to <code>bool</code> | <code>b &lt; a</code>                                                        |                                                                                                                  | linear     |
| <code>a &lt;= b</code>    | convertible to <code>bool</code> | <code>!(a &gt; b)</code>                                                     |                                                                                                                  | linear     |
| <code>a &gt;= b</code>    | convertible to <code>bool</code> | <code>!(a &lt; b)</code>                                                     |                                                                                                                  | linear     |

Notes: the algorithms `swap()`, `equal()` and `lexicographical_compare()` are defined in Clause 25. Those entries marked “(Note A)” should have constant complexity.

- 6 The member function `size()` returns the number of elements in the container. Its semantics is defined by the rules of constructors, inserts, and erases.
- 7 `begin()` returns an iterator referring to the first element in the container. `end()` returns an iterator which is the past-the-end value for the container. If the container is empty, then `begin() == end()`;
- 8 Copy constructors for all container types defined in this clause copy the allocator argument from their respective first parameters. All other constructors for these container types take an `Allocator&` argument (20.1.5). A copy of this argument is used for any memory allocation performed, by these constructors and by all member functions, during the lifetime of each container object. In all container types defined in this clause, the member `get_allocator()` returns a copy of the `Allocator` object used to construct the container.
- 9 If the iterator type of a container belongs to the bidirectional or random access iterator categories (24.1), the container is called *reversible* and satisfies the additional requirements in Table 67:

Table 67—Reversible container requirements

| expression                             | return type                                                                                       | assertion/note<br>pre/post-condition                | complexity   |
|----------------------------------------|---------------------------------------------------------------------------------------------------|-----------------------------------------------------|--------------|
| <code>X::reverse_iterator</code>       | iterator type pointing to T                                                                       | <code>reverse_iterator&lt;iterator&gt;</code>       | compile time |
| <code>X::const_reverse_iterator</code> | iterator type pointing to const T                                                                 | <code>reverse_iterator&lt;const_iterator&gt;</code> | compile time |
| <code>a.rbegin()</code>                | <code>reverse_iterator;</code><br><code>const_reverse_iterator</code> for constant <code>a</code> | <code>reverse_iterator(end())</code>                | constant     |
| <code>a.rend()</code>                  | <code>reverse_iterator;</code><br><code>const_reverse_iterator</code> for constant <code>a</code> | <code>reverse_iterator(begin())</code>              | constant     |

**23.1.1 Sequences****[lib.sequence.reqmts]**

- 1 A sequence is a kind of container that organizes a finite set of objects, all of the same type, into a strictly linear arrangement. The library provides three basic kinds of sequence containers: `vector`, `list`, and `deque`. It also provides container adaptors that make it easy to construct abstract data types, such as stacks or queues, out of the basic sequence kinds (or out of other kinds of sequences that the user might define).
- 2 `vector`, `list`, and `deque` offer the programmer different complexity trade-offs and should be used accordingly. `vector` is the type of sequence that should be used by default. `list` should be used when there are frequent insertions and deletions from the middle of the sequence. `deque` is the data structure of choice when most insertions and deletions take place at the beginning or at the end of the sequence.
- 3 In Tables 68 and 69, `X` denotes a sequence class, `a` denotes value of `X`, `i` and `j` denote iterators satisfying input iterator requirements, `[i, j)` denotes a valid range, `n` denotes a value of `X::size_type`, `p` and `q2` denote valid iterators to `a`, `q` and `q1` denote valid dereferenceable iterators to `a`, `[q1, q2)` denotes a valid range, and `t` denotes a value of `X::value_type`.
- 4 The complexities of the expressions are sequence dependent.

**Table 68—Sequence requirements (in addition to container)**

| expression                                      | return type | assertion/note<br>pre/post-condition                                                                                                                |
|-------------------------------------------------|-------------|-----------------------------------------------------------------------------------------------------------------------------------------------------|
| <code>X(n, t)</code><br><code>X a(n, t);</code> |             | post: <code>size() == n</code> .<br>constructs a sequence with <code>n</code> copies of <code>t</code> .                                            |
| <code>X(i, j)</code><br><code>X a(i, j);</code> |             | post: <code>size() == distance</code> between <code>i</code> and <code>j</code> .<br>constructs a sequence equal to the range <code>[i, j)</code> . |
| <code>a.insert(p, t)</code>                     | iterator    | inserts a copy of <code>t</code> before <code>p</code> .                                                                                            |
| <code>a.insert(p, n, t)</code>                  | void        | inserts <code>n</code> copies of <code>t</code> before <code>p</code> .                                                                             |
| <code>a.insert(p, i, j)</code>                  | void        | inserts copies of elements in <code>[i, j)</code> before <code>p</code> .                                                                           |
| <code>a.erase(q)</code>                         | iterator    | erases the element pointed to by <code>q</code> .                                                                                                   |
| <code>a.erase(q1, q2)</code>                    | iterator    | erases the elements in the range <code>[q1, q2)</code> .                                                                                            |
| <code>a.clear()</code>                          | void        | <code>erase(begin(), end())</code><br>post: <code>size() == 0</code> .                                                                              |

- 5 iterator and `const_iterator` types for sequences must be at least of the forward iterator category.
- 6 The iterator returned from `a.insert(p, t)` points to the copy of `t` inserted into `a`.
- 7 The iterator returned from `a.erase(q)` points to the element immediately following `q` prior to the element being erased. If no such element exists, `a.end()` is returned.
- 8 The iterator returned by `a.erase(q1, q2)` points to the element pointed to by `q2` prior to any elements being erased. If no such element exists, `a.end()` is returned.
- 9 The operations in Table 69 are provided only for the containers for which they take constant time:

**Table 69—Optional sequence operations**

| expression                   | return type                                                                 | operational semantics               | container           |
|------------------------------|-----------------------------------------------------------------------------|-------------------------------------|---------------------|
| <code>a.front()</code>       | <code>T&amp;</code> ; <code>const T&amp;</code> for constant <code>a</code> | <code>*a.begin()</code>             | vector, list, deque |
| <code>a.back()</code>        | <code>T&amp;</code> ; <code>const T&amp;</code> for constant <code>a</code> | <code>*--a.end()</code>             | vector, list, deque |
| <code>a.push_front(x)</code> | void                                                                        | <code>a.insert(a.begin(), x)</code> | list, deque         |
| <code>a.push_back(x)</code>  | void                                                                        | <code>a.insert(a.end(), x)</code>   | vector, list, deque |
| <code>a.pop_front()</code>   | void                                                                        | <code>a.erase(a.begin())</code>     | list, deque         |
| <code>a.pop_back()</code>    | void                                                                        | <code>a.erase(--a.end())</code>     | vector, list, deque |
| <code>a[n]</code>            | <code>T&amp;</code> ; <code>const T&amp;</code> for constant <code>a</code> | <code>*(a.begin() + n)</code>       | vector, deque       |
| <code>a.at(n)</code>         | <code>T&amp;</code> ; <code>const T&amp;</code> for constant <code>a</code> | <code>*(a.begin() + n)</code>       | vector, deque       |

- 10 The member function `at()` provides bounds-checked access to container elements. `at()` throws `out_of_range` if `n >= a.size()`.

**23.1.2 Associative containers****[lib.associative.reqmts]**

- 1 Associative containers provide an ability for fast retrieval of data based on keys. The library provides four basic kinds of associative containers: `set`, `multiset`, `map` and `multimap`.
- 2 Each associative containers is parameterized on `Key` and an ordering relation `Compare` that induces a strict weak ordering (25.3) on elements of `Key`. In addition, `map` and `multimap` associate an arbitrary type `T` with the `Key`. The object of type `Compare` is called the *comparison object* of a container. This comparison object may be a pointer to function or an object of a type with an appropriate function call operator.
- 3 The phrase “equivalence of keys” means the equivalence relation imposed by the comparison and *not* the operator `==` on keys. That is, two keys `k1` and `k2` are considered to be equivalent if for the comparison object `comp`, `comp(k1, k2) == false && comp(k2, k1) == false`.
- 4 An associative container supports *unique keys* if it may contain at most one element for each key. Otherwise, it supports *equivalent keys*. `set` and `map` support unique keys. `multiset` and `multimap` support equal keys.
- 5 For `set` and `multiset` the value type is the same as the key type. For `map` and `multimap` it is equal to `pair<const Key, T>`.
- 6 iterator of an associative container is of the bidirectional iterator category.
- 7 In Table 70, `X` is an associative container class, `a` is a value of `X`, `a_uniq` is a value of `X` when `X` supports unique keys, and `a_eq` is a value of `X` when `X` supports multiple keys, `i` and `j` satisfy input iterator requirements and refer to elements of `value_type`, `[i, j)` is a valid range, `p` and `q2` are valid iterators to `a`, `q` and `q1` are valid dereferenceable iterators to `a`, `[q1, q2)` is a valid range, `t` is a value of `X::value_type` and `k` is a value of `X::key_type`.

**Table 70—Associative container requirements (in addition to container)**

| expression                                             | return type                             | assertion/note<br>pre/post-condition                                                                                                                                                                                                                                                                                                                        | complexity                                                                                                                                                  |
|--------------------------------------------------------|-----------------------------------------|-------------------------------------------------------------------------------------------------------------------------------------------------------------------------------------------------------------------------------------------------------------------------------------------------------------------------------------------------------------|-------------------------------------------------------------------------------------------------------------------------------------------------------------|
| <code>X::key_type</code>                               | <code>Key</code>                        | Key is Assignable                                                                                                                                                                                                                                                                                                                                           | compile time                                                                                                                                                |
| <code>X::key_compare</code>                            | <code>Compare</code>                    | defaults to <code>less&lt;key_type&gt;</code>                                                                                                                                                                                                                                                                                                               | compile time                                                                                                                                                |
| <code>X::value_compare</code>                          | a binary predicate type                 | is the same as <code>key_compare</code> for <code>set</code> and <code>multiset</code> ; is an ordering relation on pairs induced by the first component (i.e. <code>Key</code> ) for <code>map</code> and <code>multimap</code> .                                                                                                                          | compile time                                                                                                                                                |
| <code>X(c)</code><br><code>X a(c);</code>              |                                         | constructs an empty container; uses <code>c</code> as a comparison object                                                                                                                                                                                                                                                                                   | constant                                                                                                                                                    |
| <code>X()</code><br><code>X a;</code>                  |                                         | constructs an empty container; uses <code>Compare()</code> as a comparison object                                                                                                                                                                                                                                                                           | constant                                                                                                                                                    |
| <code>X(i, j, c);</code><br><code>X a(i, j, c);</code> |                                         | constructs an empty container and inserts elements from the range <code>[i, j)</code> into it; uses <code>c</code> as a comparison object                                                                                                                                                                                                                   | $N \log N$ in general ( $N$ is the distance from <code>i</code> to <code>j</code> ); linear if <code>[i, j)</code> is sorted with <code>value_comp()</code> |
| <code>X(i, j)</code><br><code>X a(i, j);</code>        |                                         | same as above, but uses <code>Compare()</code> as a comparison object.                                                                                                                                                                                                                                                                                      | same as above                                                                                                                                               |
| <code>a.key_comp()</code>                              | <code>X::key_compare</code>             | returns the comparison object out of which <code>a</code> was constructed.                                                                                                                                                                                                                                                                                  | constant                                                                                                                                                    |
| <code>a.value_comp()</code>                            | <code>X::value_compare</code>           | returns an object of <code>value_compare</code> constructed out of the comparison object                                                                                                                                                                                                                                                                    | constant                                                                                                                                                    |
| <code>a_uniq.insert(t)</code>                          | <code>pair&lt;iterator, bool&gt;</code> | inserts <code>t</code> if and only if there is no element in the container with key equivalent to the key of <code>t</code> . The <code>bool</code> component of the returned pair indicates whether the insertion takes place and the <code>iterator</code> component of the pair points to the element with key equivalent to the key of <code>t</code> . | logarithmic                                                                                                                                                 |

Table 70 (continued)—Associative container requirements

| expression                    | return type                                                                                                | assertion/note<br>pre/post-condition                                                                                                                                                                                                                                                                                                                                                                       | complexity                                                                                                                                                                           |
|-------------------------------|------------------------------------------------------------------------------------------------------------|------------------------------------------------------------------------------------------------------------------------------------------------------------------------------------------------------------------------------------------------------------------------------------------------------------------------------------------------------------------------------------------------------------|--------------------------------------------------------------------------------------------------------------------------------------------------------------------------------------|
| <code>a_eq.insert(t)</code>   | iterator                                                                                                   | inserts <code>t</code> and returns the iterator pointing to the newly inserted element.                                                                                                                                                                                                                                                                                                                    | logarithmic                                                                                                                                                                          |
| <code>a.insert(p,t)</code>    | iterator                                                                                                   | inserts <code>t</code> if and only if there is no element with key equivalent to the key of <code>t</code> in containers with unique keys; always inserts <code>t</code> in containers with equivalent keys. always returns the iterator pointing to the element with key equivalent to the key of <code>t</code> . iterator <code>p</code> is a hint pointing to where the insert should start to search. | logarithmic in general, but amortized constant if <code>t</code> is inserted right after <code>p</code> .                                                                            |
| <code>a.insert(i,j)</code>    | void                                                                                                       | inserts the elements from the range <code>[i, j)</code> into the container.                                                                                                                                                                                                                                                                                                                                | $N \log(\text{size}() + N)$ ( $N$ is the distance from <code>i</code> to <code>j</code> ) in general; linear if <code>[i, j)</code> is sorted according to <code>value_comp()</code> |
| <code>a.erase(k)</code>       | size_type                                                                                                  | erases all the elements in the container with key equivalent to <code>k</code> . returns the number of erased elements.                                                                                                                                                                                                                                                                                    | $\log(\text{size}()) + \text{count}(k)$                                                                                                                                              |
| <code>a.erase(q)</code>       | void                                                                                                       | erases the element pointed to by <code>q</code> .                                                                                                                                                                                                                                                                                                                                                          | amortized constant                                                                                                                                                                   |
| <code>a.erase(q1,q2)</code>   | void                                                                                                       | erases all the elements in the range <code>[q1, q2)</code> .                                                                                                                                                                                                                                                                                                                                               | $\log(\text{size}()) + N$ where $N$ is the distance from <code>q1</code> to <code>q2</code> .                                                                                        |
| <code>a.clear()</code>        | void                                                                                                       | <code>erase(s.begin, s.end)</code><br>post: <code>size == 0</code>                                                                                                                                                                                                                                                                                                                                         | $\log(\text{size}()) + N$                                                                                                                                                            |
| <code>a.find(k)</code>        | iterator;<br>const_iterator<br>for constant <code>a</code>                                                 | returns an iterator pointing to an element with the key equivalent to <code>k</code> , or <code>a.end()</code> if such an element is not found.                                                                                                                                                                                                                                                            | logarithmic                                                                                                                                                                          |
| <code>a.count(k)</code>       | size_type                                                                                                  | returns the number of elements with key equivalent to <code>k</code>                                                                                                                                                                                                                                                                                                                                       | $\log(\text{size}()) + \text{count}(k)$                                                                                                                                              |
| <code>a.lower_bound(k)</code> | iterator;<br>const_iterator<br>for constant <code>a</code>                                                 | returns an iterator pointing to the first element with key not less than <code>k</code> .                                                                                                                                                                                                                                                                                                                  | logarithmic                                                                                                                                                                          |
| <code>a.upper_bound(k)</code> | iterator;<br>const_iterator<br>for constant <code>a</code>                                                 | returns an iterator pointing to the first element with key greater than <code>k</code> .                                                                                                                                                                                                                                                                                                                   | logarithmic                                                                                                                                                                          |
| <code>a.equal_range(k)</code> | pair<<br>iterator,iterator>;<br>pair<<br>const_iterator,<br>const_iterator><br>for constant <code>a</code> | equivalent to <code>make_pair(a.lower_bound(k), a.upper_bound(k))</code> .                                                                                                                                                                                                                                                                                                                                 | logarithmic                                                                                                                                                                          |



- 8 The fundamental property of iterators of associative containers is that they iterate through the containers in the non-descending order of keys where non-descending is defined by the comparison that was used to construct them. For any two dereferenceable iterators *i* and *j* such that distance from *i* to *j* is positive,

```
value_comp(*j, *i) == false
```

- 9 For associative containers with unique keys the stronger condition holds,

```
value_comp(*i, *j) != false.
```

- 10 When an associative container is constructed by passing a comparison object the container shall not store a pointer or reference to the passed object, even if that object is passed by reference. When an associative container is copied, either through a copy constructor or an assignment operator, the target container shall then use the comparison object from the container being copied, as if that comparison object had been passed to the target container in its constructor.

## 23.2 Sequences

[lib.sequences]

- 1 Headers `<deque>`, `<list>`, `<queue>`, `<stack>`, and `<vector>`.

### Header `<deque>` synopsis

```
namespace std {
 template <class T, class Allocator = allocator<T> > class deque;
 template <class T, class Allocator>
 bool operator==(const deque<T,Allocator>& x, const deque<T,Allocator>& y);
 template <class T, class Allocator>
 bool operator<(const deque<T,Allocator>& x, const deque<T,Allocator>& y);
 template <class T, class Allocator>
 bool operator!=(const deque<T,Allocator>& x, const deque<T,Allocator>& y);
 template <class T, class Allocator>
 bool operator>(const deque<T,Allocator>& x, const deque<T,Allocator>& y);
 template <class T, class Allocator>
 bool operator>=(const deque<T,Allocator>& x, const deque<T,Allocator>& y);
 template <class T, class Allocator>
 bool operator<=(const deque<T,Allocator>& x, const deque<T,Allocator>& y);
 template <class T, class Allocator>
 void swap(deque<T,Allocator>& x, deque<T,Allocator>& y);
}
```

### Header `<list>` synopsis

```
namespace std {
 template <class T, class Allocator = allocator<T> > class list;
 template <class T, class Allocator>
 bool operator==(const list<T,Allocator>& x, const list<T,Allocator>& y);
 template <class T, class Allocator>
 bool operator<(const list<T,Allocator>& x, const list<T,Allocator>& y);
 template <class T, class Allocator>
 bool operator!=(const list<T,Allocator>& x, const list<T,Allocator>& y);
 template <class T, class Allocator>
 bool operator>(const list<T,Allocator>& x, const list<T,Allocator>& y);
 template <class T, class Allocator>
 bool operator>=(const list<T,Allocator>& x, const list<T,Allocator>& y);
 template <class T, class Allocator>
 bool operator<=(const list<T,Allocator>& x, const list<T,Allocator>& y);
 template <class T, class Allocator>
 void swap(list<T,Allocator>& x, list<T,Allocator>& y);
}
```

**Header <queue> synopsis**

```

namespace std {
 template <class T, class Container = deque<T> > class queue;
 template <class T, class Container>
 bool operator==(const queue<T, Container>& x,
 const queue<T, Container>& y);
 template <class T, class Container>
 bool operator< (const queue<T, Container>& x,
 const queue<T, Container>& y);
 template <class T, class Container>
 bool operator!=(const queue<T, Container>& x,
 const queue<T, Container>& y);
 template <class T, class Container>
 bool operator> (const queue<T, Container>& x,
 const queue<T, Container>& y);
 template <class T, class Container>
 bool operator>=(const queue<T, Container>& x,
 const queue<T, Container>& y);
 template <class T, class Container>
 bool operator<=(const queue<T, Container>& x,
 const queue<T, Container>& y);

 template <class T, class Container = vector<T>,
 class Compare = less<Container::value_type> >
 class priority_queue;
}

```

**Header <stack> synopsis**

```

namespace std {
 template <class T, class Container = deque<T> > class stack;
 template <class T, class Container>
 bool operator==(const stack<T, Container>& x,
 const stack<T, Container>& y);
 template <class T, class Container>
 bool operator< (const stack<T, Container>& x,
 const stack<T, Container>& y);
 template <class T, class Container>
 bool operator!=(const stack<T, Container>& x,
 const stack<T, Container>& y);
 template <class T, class Container>
 bool operator> (const stack<T, Container>& x,
 const stack<T, Container>& y);
 template <class T, class Container>
 bool operator>=(const stack<T, Container>& x,
 const stack<T, Container>& y);
 template <class T, class Container>
 bool operator<=(const stack<T, Container>& x,
 const stack<T, Container>& y);
}

```

**Header <vector> synopsis**

```

namespace std {
 template <class T, class Allocator = allocator<T> > class vector;
 template <class T, class Allocator>
 bool operator==(const vector<T,Allocator>& x, const vector<T,Allocator>& y);
 template <class T, class Allocator>
 bool operator< (const vector<T,Allocator>& x, const vector<T,Allocator>& y);
 template <class T, class Allocator>
 bool operator!=(const vector<T,Allocator>& x, const vector<T,Allocator>& y);
 template <class T, class Allocator>
 bool operator> (const vector<T,Allocator>& x, const vector<T,Allocator>& y);
 template <class T, class Allocator>
 bool operator>=(const vector<T,Allocator>& x, const vector<T,Allocator>& y);
 template <class T, class Allocator>
 bool operator<=(const vector<T,Allocator>& x, const vector<T,Allocator>& y);
 template <class T, class Allocator>
 void swap(vector<T,Allocator>& x, vector<T,Allocator>& y);

 template <class Allocator = allocator<bool> > class vector<bool,Allocator>;
 template <class Allocator>
 bool operator==(const vector<bool,Allocator>& x,
 const vector<bool,Allocator>& y);
 template <class Allocator>
 bool operator< (const vector<bool,Allocator>& x,
 const vector<bool,Allocator>& y);
 template <class Allocator>
 bool operator!=(const vector<bool,Allocator>& x,
 const vector<bool,Allocator>& y);
 template <class Allocator>
 bool operator> (const vector<bool,Allocator>& x,
 const vector<bool,Allocator>& y);
 template <class Allocator>
 bool operator>=(const vector<bool,Allocator>& x,
 const vector<bool,Allocator>& y);
 template <class Allocator>
 bool operator<=(const vector<bool,Allocator>& x,
 const vector<bool,Allocator>& y);
 template <class Allocator>
 void swap(vector<bool,Allocator>& x, vector<bool,Allocator>& y);
}

```

### 23.2.1 Template class deque

[lib.deque]

- 1 A deque is a kind of sequence that, like a vector (23.2.4), supports random access iterators. In addition, it supports constant time insert and erase operations at the beginning or the end; insert and erase in the middle take linear time. That is, a deque is especially optimized for pushing and popping elements at the beginning and end. As with vectors, storage management is handled automatically.
- 2 A deque satisfies all of the requirements of a container and of a reversible container (given in tables in clause 23.1) and of a sequence, including the optional sequence requirements (23.1.1). Descriptions are provided here only for operations on deque that are not described in one of these tables or for operations where there is additional semantic information.

```

namespace std {
 template <class T, class Allocator = allocator<T> >
 class deque {
 public:
 // types:
 typedef typename Allocator::reference reference;
 typedef typename Allocator::const_reference const_reference;
 typedef implementation defined iterator; // See 23.1
 typedef implementation defined const_iterator; // See 23.1
 typedef typename Allocator::size_type size_type;
 typedef typename Allocator::difference_type difference_type;
 typedef T value_type;
 typedef Allocator allocator_type;
 typedef typename Allocator::pointer pointer;
 typedef typename Allocator::const_pointer const_pointer;
 typedef std::reverse_iterator<iterator> reverse_iterator;
 typedef std::reverse_iterator<const_iterator> const_reverse_iterator;

 // 23.2.1.1 construct/copy/destroy:
 explicit deque(const Allocator& = Allocator());
 explicit deque(size_type n, const T& value = T(),
 const Allocator& = Allocator());
 template <class InputIterator>
 deque(InputIterator first, InputIterator last,
 const Allocator& = Allocator());
 deque(const deque<T,Allocator>& x);
 ~deque();
 deque<T,Allocator>& operator=(const deque<T,Allocator>& x);
 template <class InputIterator>
 void assign(InputIterator first, InputIterator last);
 template <class Size, class T>
 void assign(Size n, const T& t = T());
 allocator_type get_allocator() const;

 // iterators:
 iterator begin();
 const_iterator begin() const;
 iterator end();
 const_iterator end() const;
 reverse_iterator rbegin();
 const_reverse_iterator rbegin() const;
 reverse_iterator rend();
 const_reverse_iterator rend() const;

 // 23.2.1.2 capacity:
 size_type size() const;
 size_type max_size() const;
 void resize(size_type sz, T c = T());
 bool empty() const;

 // element access:
 reference operator[](size_type n);
 const_reference operator[](size_type n) const;
 reference at(size_type n);
 const_reference at(size_type n) const;
 reference front();
 const_reference front() const;
 reference back();
 const_reference back() const;
 };
}

```

```

// 23.2.1.3 modifiers:
void push_front(const T& x);
void push_back(const T& x);

iterator insert(iterator position, const T& x = T());
void insert(iterator position, size_type n, const T& x);
template <class InputIterator>
 void insert (iterator position, InputIterator first, InputIterator last);

void pop_front();
void pop_back();

iterator erase(iterator position);
iterator erase(iterator first, iterator last);
void swap(deque<T,Allocator>&);
void clear();
};

template <class T, class Allocator>
 bool operator==(const deque<T,Allocator>& x, const deque<T,Allocator>& y);
template <class T, class Allocator>
 bool operator< (const deque<T,Allocator>& x, const deque<T,Allocator>& y);
template <class T, class Allocator>
 bool operator!=(const deque<T,Allocator>& x, const deque<T,Allocator>& y);
template <class T, class Allocator>
 bool operator> (const deque<T,Allocator>& x, const deque<T,Allocator>& y);
template <class T, class Allocator>
 bool operator>=(const deque<T,Allocator>& x, const deque<T,Allocator>& y);
template <class T, class Allocator>
 bool operator<=(const deque<T,Allocator>& x, const deque<T,Allocator>& y);

// specialized algorithms:
template <class T, class Allocator>
 void swap(deque<T,Allocator>& x, deque<T,Allocator>& y);
}

```

### 23.2.1.1 deque constructors, copy, and assignment

[lib.deque.cons]

```
explicit deque(const Allocator& = Allocator());
```

1 **Effects:** Constructs an empty deque, using the specified allocator.

2 **Complexity:** Constant.

```
explicit deque(size_t n, const T& value = T(),
 const Allocator& = Allocator());
```

3 **Effects:** Constructs a deque with  $n$  copies of  $value$ , using the specified allocator.

4 **Complexity:** Linear in  $n$ .

```
template <class InputIterator>
 deque(InputIterator first, InputIterator last,
 const Allocator& = Allocator());
```

5 **Effects:** Constructs a deque equal to the the range  $[first, last)$ , using the specified allocator.

6 **Complexity:** If the iterators  $first$  and  $last$  are forward iterators, bidirectional iterators, or random access iterators the constructor makes only  $N$  calls to the copy constructor, and performs no reallocations, where  $N$  is  $last - first$ . It makes at most  $2N$  calls to the copy constructor of  $T$  and  $\log N$  reallocations if they are input iterators.<sup>232)</sup>

<sup>232)</sup> The complexity is greater in the case of input iterators because each element must be added individually: it is impossible to determine the distance between  $first$  and  $last$  before doing the copying.

```
template <class InputIterator>
 void assign(InputIterator first, InputIterator last);
```

7 **Effects:**

```
 erase(begin(), end());
 insert(begin(), first, last);
```

```
template <class Size, class T> void assign(Size n, const T& t = T());
```

8 **Effects:**

```
 erase(begin(), end());
 insert(begin(), n, t);
```

**23.2.1.2 deque capacity****[lib.deque.capacity]**

```
void resize(size_type sz, T c = T());
```

1 **Effects:**

```
 if (sz > size())
 insert(end(), sz-size(), c);
 else if (sz < size())
 erase(begin()+sz, end());
 else
 ; // do nothing
```

**23.2.1.3 deque modifiers****[lib.deque.modifiers]**

```
iterator insert(iterator position, const T& x = T());
void insert(iterator position, size_type n, const T& x);
template <class InputIterator>
 void insert(iterator position,
 InputIterator first, InputIterator last);
```

1 **Effects:** An insert in the middle of the deque invalidates all the iterators and references to elements of the deque. An insert at either end of the deque invalidates all the iterators to the deque, but has no effect on the validity of references to elements of the deque.

2 **Complexity:** In the worst case, inserting a single element into a deque takes time linear in the minimum of the distance from the insertion point to the beginning of the deque and the distance from the insertion point to the end of the deque. Inserting a single element either at the beginning or end of a deque always takes constant time and causes a single call to the copy constructor of T.

```
iterator erase(iterator position);
iterator erase(iterator first, iterator last);
```

3 **Effects:** An erase in the middle of the deque invalidates all the iterators and references to elements of the deque. An erase at either end of the deque invalidates only the iterators and the references to the erased elements.

4 **Complexity:** The number of calls to the destructor is the same as the number of elements erased, but the number of the calls to the assignment operator is at most equal to the minimum of the number of elements before the erased elements and the number of element after the erased elements.

**23.2.1.4 deque specialized algorithms****[lib.deque.special]**

```
template <class T, class Allocator>
 void swap(deque<T,Allocator>& x, deque<T,Allocator>& y);
```

1 **Effects:**

```
 x.swap(y);
```

**23.2.2 Template class list****[lib.list]**

1 A `list` is a kind of sequence that supports bidirectional iterators and allows constant time insert and erase operations anywhere within the sequence, with storage management handled automatically. Unlike vectors (23.2.4) and deques (23.2.1), fast random access to list elements is not supported, but many algorithms only need sequential access anyway.

2 A `list` satisfies all of the requirements of a container and of a reversible container (given in two tables in 23.1) and of a sequence, including most of the the optional sequence requirements (23.1.1). The exceptions are the `operator[]` and `at` member functions, which are not provided.<sup>233)</sup> Descriptions are provided here only for operations on `list` that are not described in one of these tables or for operations where there is additional semantic information.

```
namespace std {
 template <class T, class Allocator = allocator<T> >
 class list {
 public:
 // types:
 typedef typename Allocator::reference reference;
 typedef typename Allocator::const_reference const_reference;
 typedef implementation defined iterator; // See 23.1
 typedef implementation defined const_iterator; // See 23.1
 typedef typename Allocator::size_type size_type;
 typedef typename Allocator::difference_type difference_type;
 typedef T value_type;
 typedef Allocator allocator_type;
 typedef typename Allocator::pointer pointer;
 typedef typename Allocator::const_pointer const_pointer;
 typedef std::reverse_iterator<iterator> reverse_iterator;
 typedef std::reverse_iterator<const_iterator> const_reverse_iterator;

 // 23.2.2.1 construct/copy/destroy:
 explicit list(const Allocator& = Allocator());
 explicit list(size_type n, const T& value = T(),
 const Allocator& = Allocator());
 template <class InputIterator>
 list(InputIterator first, InputIterator last,
 const Allocator& = Allocator());
 list(const list<T,Allocator>& x);
 ~list();
 list<T,Allocator>& operator=(const list<T,Allocator>& x);
 template <class InputIterator>
 void assign(InputIterator first, InputIterator last);
 template <class Size, class T>
 void assign(Size n, const T& t = T());
 allocator_type get_allocator() const;

 // iterators:
 iterator begin();
 const_iterator begin() const;
 iterator end();
 const_iterator end() const;
 reverse_iterator rbegin();
 const_reverse_iterator rbegin() const;
 reverse_iterator rend();
 const_reverse_iterator rend() const;
 };
};
```

<sup>233)</sup> These member functions are only provided by containers whose iterators are random access iterators.

```
// 23.2.2.2 capacity:
bool empty() const;
size_type size() const;
size_type max_size() const;
void resize(size_type sz, T c = T());

// element access:
reference front();
const_reference front() const;
reference back();
const_reference back() const;

// 23.2.2.3 modifiers:
void push_front(const T& x);
void pop_front();
void push_back(const T& x);
void pop_back();

iterator insert(iterator position, const T& x = T());
void insert(iterator position, size_type n, const T& x);
template <class InputIterator>
void insert(iterator position, InputIterator first,
 InputIterator last);

iterator erase(iterator position);
iterator erase(iterator position, iterator last);
void swap(list<T,Allocator>&);
void clear();

// 23.2.2.4 list operations:
void splice(iterator position, list<T,Allocator>& x);
void splice(iterator position, list<T,Allocator>& x, iterator i);
void splice(iterator position, list<T,Allocator>& x, iterator first,
 iterator last);

void remove(const T& value);
template <class Predicate> void remove_if(Predicate pred);

void unique();
template <class BinaryPredicate> void unique(BinaryPredicate binary_pred);

void merge(list<T,Allocator>& x);
template <class Compare> void merge(list<T,Allocator>& x, Compare comp);

void sort();
template <class Compare> void sort(Compare comp);

void reverse();
};
```



```

template <class T, class Allocator>
 bool operator==(const list<T,Allocator>& x, const list<T,Allocator>& y);
template <class T, class Allocator>
 bool operator< (const list<T,Allocator>& x, const list<T,Allocator>& y);
template <class T, class Allocator>
 bool operator!=(const list<T,Allocator>& x, const list<T,Allocator>& y);
template <class T, class Allocator>
 bool operator> (const list<T,Allocator>& x, const list<T,Allocator>& y);
template <class T, class Allocator>
 bool operator>=(const list<T,Allocator>& x, const list<T,Allocator>& y);
template <class T, class Allocator>
 bool operator<=(const list<T,Allocator>& x, const list<T,Allocator>& y);

// specialized algorithms:
template <class T, class Allocator>
 void swap(list<T,Allocator>& x, list<T,Allocator>& y);
}

```

**23.2.2.1 list constructors, copy, and assignment****[lib.list.cons]**

```
explicit list(const Allocator& = Allocator());
```

- 1 **Effects:** Constructs an empty list, using the specified allocator.  
 2 **Complexity:** Constant.

```
explicit list(size_type n, const T& value = T(),
 const Allocator& = Allocator());
```

- 3 **Effects:** Constructs a list with *n* copies of *value*, using the specified allocator.  
 4 **Complexity:** Linear in *n*.

```
template <class InputIterator>
list(InputIterator first, InputIterator last,
 const Allocator& = Allocator());
```

- 5 **Effects:** Constructs a list equal to the range [*first*, *last*).  
 6 **Complexity:** Linear in *first* - *last*.

```
template <class InputIterator>
 void assign(InputIterator first, InputIterator last);
```

- 7 **Effects:**

```
 erase(begin(), end());
 insert(begin(), first, last);
```

```
template <class Size, class T> void assign(Size n, const T& t = T());
```

- 8 **Effects:**

```
 erase(begin(), end());
 insert(begin(), n, t);
```

**23.2.2.2 list capacity****[lib.list.capacity]**

```
void resize(size_type sz, T c = T());
```

- 1 **Effects:**

```

if (sz > size())
 insert(end(), sz-size(), c);
else if (sz < size())
 erase(begin()+sz, end());
else
 ; // do nothing

```

### 23.2.2.3 list modifiers

[lib.list.modifiers]

```

iterator insert(iterator position, const T& x = T());
void insert(iterator position, size_type n, const T& x);
template <class InputIterator>
void insert(iterator position, InputIterator first,
 InputIterator last);

```

1 **Notes:** Does not affect the validity of iterators and references.

2 **Complexity:** Insertion of a single element into a list takes constant time and exactly one call to the copy constructor of T. Insertion of multiple elements into a list is linear in the number of elements inserted, and the number of calls to the copy constructor of T is exactly equal to the number of elements inserted.

```

iterator erase(iterator position);
iterator erase(iterator first, iterator last);

```

3 **Effects:** Invalidates only the iterators and references to the erased elements.

4 **Complexity:** Erasing a single element is a constant time operation with a single call to the destructor of T. Erasing a range in a list is linear time in the size of the range and the number of calls to the destructor of type T is exactly equal to the size of the range.

### 23.2.2.4 list operations

[lib.list.ops]

1 Since lists allow fast insertion and erasing from the middle of a list, certain operations are provided specifically for them.

2 list provides three splice operations that destructively move elements from one list to another.

```

void splice(iterator position, list<T,Allocator>& x);

```

3 **Requires:** &x != this.

4 **Effects:** Inserts the contents of x before position and x becomes empty.

5 **Complexity:** Constant time.

```

void splice(iterator position, list<T,Allocator>& x, iterator i);

```

6 **Effects:** Inserts an element pointed to by i from list x before position and removes the element from x. The result is unchanged if position == i or position == ++i.

7 **Requires:** i is a valid dereferenceable iterator of x.

8 **Complexity:** Constant time.

```

void splice(iterator position, list<T,Allocator>& x, iterator first,
 iterator last);

```

9 **Effects:** Inserts elements in the range [first, last) before position and removes the elements from x.

10 **Requires:** [first, last) is a valid range in x. The result is undefined if position is an iterator in the range [first, last).

11 **Complexity:** Constant time if &x == this; otherwise, linear time.

```

void remove(const T& value);
template <class Predicate> void remove_if(Predicate pred);

```

12 **Effects:** Erases all the elements in the list referred by a list iterator i for which the following conditions hold: \*i == value, pred(\*i) != false.

13 **Notes:** Stable: the relative order of the elements that are not removed is the same as their relative order in the original list.

14 **Complexity:** Exactly `size()` applications of the corresponding predicate.

```
void unique();
template <class BinaryPredicate> void unique(BinaryPredicate binary_pred);
```

15 **Effects:** Eliminates all but the first element from every consecutive group of equal elements referred to by the iterator `i` in the range `[first + 1, last)` for which `*i == *(i-1)` (for the version of `unique` with no arguments) or `pred(*i, *(i - 1))` (for the version of `unique` with a predicate argument) holds.

16 **Complexity:** If the range `(last - first)` is not empty, exactly `(last - first) - 1` applications of the corresponding predicate, otherwise no applications of the predicate.

```
void merge(list<T,Allocator>& x);
template <class Compare> void merge(list<T,Allocator>& x, Compare comp);
```

17 **Requires:** `comp` defines a strict weak ordering (25.3), and the list and the argument list are both sorted according to this ordering.

18 **Effects:** Merges the argument list into the list.

19 **Notes:** Stable: for equivalent elements in the two lists, the elements from the list always precede the elements from the argument list. `x` is empty after the merge.

20 **Complexity:** At most `size() + x.size() - 1` comparisons.

```
void reverse();
```

21 **Effects:** Reverses the order of the elements in the list.

22 **Complexity:** Linear time.

```
void sort();
template <class Compare> void sort(Compare comp);
```

23 **Requires:** `operator<` (for the first version, or `comp` (for the second version) defines a strict weak ordering (25.3).

24 **Effects:** Sorts the list according to the `operator<` or a `Compare` function object.

25 **Notes:** Stable: the relative order of the equivalent elements is preserved.

26 **Complexity:** Approximately  $N \log N$  comparisons, where  $N == size()$ .

### 23.2.2.5 list specialized algorithms

[lib.list.special]

```
template <class T, class Allocator>
void swap(list<T,Allocator>& x, list<T,Allocator>& y);
```

1 **Effects:**

```
x.swap(y);
```

### 23.2.3 Container adapters

[lib.container.adapters]

1 The container adapters each take a Container template parameter, and each constructor takes a Container reference argument. This container is copied into the Container member of each adapter.

#### 23.2.3.1 Template class queue

[lib.queue]

1 Any sequence supporting operations `front()`, `back()`, `push_back()` and `pop_front()` can be used to instantiate `queue`. In particular, `list` (23.2.2) and `deque` (23.2.1) can be used.

```

namespace std {
 template <class T, class Container = deque<T> >
 class queue {
 public:
 typedef typename Container::value_type value_type;
 typedef typename Container::size_type size_type;
 typedef typename Container container_type;
 protected:
 Container c;

 public:
 explicit queue(const Container& = Container());

 bool empty() const { return c.empty(); }
 size_type size() const { return c.size(); }
 value_type& front() { return c.front(); }
 const value_type& front() const { return c.front(); }
 value_type& back() { return c.back(); }
 const value_type& back() const { return c.back(); }
 void push(const value_type& x) { c.push_back(x); }
 void pop() { c.pop_front(); }
 };

 template <class T, class Container>
 bool operator==(const queue<T, Container>& x,
 const queue<T, Container>& y);
 template <class T, class Container>
 bool operator< (const queue<T, Container>& x,
 const queue<T, Container>& y);
 template <class T, class Container>
 bool operator!=(const queue<T, Container>& x,
 const queue<T, Container>& y);
 template <class T, class Container>
 bool operator> (const queue<T, Container>& x,
 const queue<T, Container>& y);
 template <class T, class Container>
 bool operator>=(const queue<T, Container>& x,
 const queue<T, Container>& y);
 template <class T, class Container>
 bool operator<=(const queue<T, Container>& x,
 const queue<T, Container>& y);
}

```

operator==

2 **Returns:** x.c == y.c.

operator<

3 **Returns:** x.c < y.c.

### 23.2.3.2 Template class priority\_queue

[lib.priority.queue]

1 Any sequence with random access iterator and supporting operations `front()`, `push_back()` and `pop_back()` can be used to instantiate `priority_queue`. In particular, `vector` (23.2.4) and `deque` (23.2.1) can be used. Instantiating `priority_queue` also involves supplying a function or function object for making priority comparisons; the library assumes that the function or function object defines a strict weak ordering (25.3).

**Template class `priority_queue`**

```

namespace std {
 template <class T, class Container = vector<T>,
 class Compare = less<Container::value_type> >
 class priority_queue {
 public:
 typedef typename Container::value_type value_type;
 typedef typename Container::size_type size_type;
 typedef typename Container container_type;
 protected:
 Container c;
 Compare comp;

 public:
 explicit priority_queue(const Compare& x = Compare(),
 const Container& = Container());
 template <class InputIterator>
 priority_queue(InputIterator first, InputIterator last,
 const Compare& x = Compare(),
 const Container& = Container());

 bool empty() const { return c.empty(); }
 size_type size() const { return c.size(); }
 const value_type& top() const { return c.front(); }
 void push(const value_type& x);
 void pop();
 };
 // no equality is provided
}

```

**23.2.3.2.1 `priority_queue` constructors****[lib.priqueue.cons]**

```

priority_queue(const Compare& x = Compare(),
 const Container& y = Container());

```

1 **Requires:** `x` defines a strict weak ordering (25.3).

2 **Effects:** Initializes `comp` with `x` and `c` with `y`; calls `make_heap(c.begin(), c.end(), comp)`.

```

template <class InputIterator>
 priority_queue(InputIterator first, InputIterator last,
 const Compare& x = Compare(),
 const Container& y = Container());

```

3 **Requires:** `x` defines a strict weak ordering (25.3).

4 **Effects:** Initializes `c` with `y` and `comp` with `x`; calls `c.insert(c.end(), first, last)`; and finally calls `make_heap(c.begin(), c.end(), comp)`.

**23.2.3.2.2 `priority_queue` members****[lib.priqueue.members]**

```

void push(const value_type& x);

```

1 **Effects:**

```

 c.push_back(x);
 push_heap(c.begin(), c.end(), comp);

```

```

void pop();

```

2 **Effects:**

```

 pop_heap(c.begin(), c.end(), comp);
 c.pop_back();

```

**23.2.3.3 Template class `stack`****[lib.stack]**

- 1 Any sequence supporting operations `back()`, `push_back()` and `pop_back()` can be used to instantiate `stack`. In particular, `vector` (23.2.4), `list` (23.2.2) and `deque` (23.2.1) can be used.

```
namespace std {
 template <class T, class Container = deque<T> >
 class stack {
 public:
 typedef typename Container::value_type value_type;
 typedef typename Container::size_type size_type;
 typedef typename Container container_type;
 protected:
 Container c;

 public:
 explicit stack(const Container& = Container());

 bool empty() const { return c.empty(); }
 size_type size() const { return c.size(); }
 value_type& top() { return c.back(); }
 const value_type& top() const { return c.back(); }
 void push(const value_type& x) { c.push_back(x); }
 void pop() { c.pop_back(); }
 };

 template <class T, class Container>
 bool operator==(const stack<T, Container>& x,
 const stack<T, Container>& y);
 template <class T, class Container>
 bool operator<(const stack<T, Container>& x,
 const stack<T, Container>& y);
 template <class T, class Container>
 bool operator!=(const stack<T, Container>& x,
 const stack<T, Container>& y);
 template <class T, class Container>
 bool operator>(const stack<T, Container>& x,
 const stack<T, Container>& y);
 template <class T, class Container>
 bool operator>=(const stack<T, Container>& x,
 const stack<T, Container>& y);
 template <class T, class Container>
 bool operator<=(const stack<T, Container>& x,
 const stack<T, Container>& y);
}

```

**23.2.4 Template class `vector`****[lib.vector]**

- 1 A `vector` is a kind of sequence that supports random access iterators. In addition, it supports (amortized) constant time insert and erase operations at the end; insert and erase in the middle take linear time. Storage management is handled automatically, though hints can be given to improve efficiency.
- 2 A `vector` satisfies all of the requirements of a container and of a reversible container (given in two tables in 23.1) and of a sequence, including most of the optional sequence requirements (23.1.1). The exceptions are the `push_front` and `pop_front` member functions, which are not provided. Descriptions are provided here only for operations on `vector` that are not described in one of these tables or for operations where there is additional semantic information.

```

namespace std {
 template <class T, class Allocator = allocator<T> >
 class vector {
 public:
 // types:
 typedef typename Allocator::reference reference;
 typedef typename Allocator::const_reference const_reference;
 typedef implementation defined iterator; // See 23.1
 typedef implementation defined const_iterator; // See 23.1
 typedef typename Allocator::size_type size_type;
 typedef typename Allocator::difference_type difference_type;
 typedef T value_type;
 typedef Allocator allocator_type;
 typedef typename Allocator::pointer pointer;
 typedef typename Allocator::const_pointer const_pointer;
 typedef std::reverse_iterator<iterator> reverse_iterator;
 typedef std::reverse_iterator<const_iterator> const_reverse_iterator;

 // 23.2.4.1 construct/copy/destroy:
 explicit vector(const Allocator& = Allocator());
 explicit vector(size_type n, const T& value = T(),
 const Allocator& = Allocator());
 template <class InputIterator>
 vector(InputIterator first, InputIterator last,
 const Allocator& = Allocator());
 vector(const vector<T,Allocator>& x);
 ~vector();
 vector<T,Allocator>& operator=(const vector<T,Allocator>& x);
 template <class InputIterator>
 void assign(InputIterator first, InputIterator last);
 template <class Size, class U> void assign(Size n, const U& u = U());
 allocator_type get_allocator() const;

 // iterators:
 iterator begin();
 const_iterator begin() const;
 iterator end();
 const_iterator end() const;
 reverse_iterator rbegin();
 const_reverse_iterator rbegin() const;
 reverse_iterator rend();
 const_reverse_iterator rend() const;

 // 23.2.4.2 capacity:
 size_type size() const;
 size_type max_size() const;
 void resize(size_type sz, T c = T());
 size_type capacity() const;
 bool empty() const;
 void reserve(size_type n);

 // element access:
 reference operator[](size_type n);
 const_reference operator[](size_type n) const;
 const_reference at(size_type n) const;
 reference at(size_type n);
 reference front();
 const_reference front() const;
 reference back();
 const_reference back() const;
 };
}

```

```

// 23.2.4.3 modifiers:
void push_back(const T& x);
void pop_back();
iterator insert(iterator position, const T& x = T());
void insert(iterator position, size_type n, const T& x);
template <class InputIterator>
 void insert(iterator position, InputIterator first, InputIterator last);
iterator erase(iterator position);
iterator erase(iterator first, iterator last);
void swap(vector<T,Allocator>&);
void clear();
};

template <class T, class Allocator>
 bool operator==(const vector<T,Allocator>& x, const vector<T,Allocator>& y);
template <class T, class Allocator>
 bool operator< (const vector<T,Allocator>& x, const vector<T,Allocator>& y);
template <class T, class Allocator>
 bool operator!=(const vector<T,Allocator>& x, const vector<T,Allocator>& y);
template <class T, class Allocator>
 bool operator> (const vector<T,Allocator>& x, const vector<T,Allocator>& y);
template <class T, class Allocator>
 bool operator>=(const vector<T,Allocator>& x, const vector<T,Allocator>& y);
template <class T, class Allocator>
 bool operator<=(const vector<T,Allocator>& x, const vector<T,Allocator>& y);

// specialized algorithms:
template <class T, class Allocator>
 void swap(vector<T,Allocator>& x, vector<T,Allocator>& y);
}

```

**23.2.4.1 vector constructors, copy, and assignment****[lib.vector.cons]**

```

vector(const Allocator& = Allocator());
explicit vector(size_type n, const T& value = T(),
 const Allocator& = Allocator());
template <class InputIterator>
 vector(InputIterator first, InputIterator last,
 const Allocator& = Allocator());
vector(const vector<T,Allocator>& x);

```

- 1 **Complexity:** The constructor template `<class InputIterator> vector(InputIterator first, InputIterator last)` makes only  $N$  calls to the copy constructor of  $T$  (where  $N$  is the distance between `first` and `last`) and no reallocations if iterators `first` and `last` are of forward, bidirectional, or random access categories. It does at most  $2N$  calls to the copy constructor of  $T$  and  $\log N$  reallocations if they are just input iterators, since it is impossible to determine the distance between `first` and `last` and then do copying.

```

template <class InputIterator>
 void assign(InputIterator first, InputIterator last);

```

- 2 **Effects:**

```

erase(begin(), end());
insert(begin(), first, last);

```

```

template <class Size, class U> void assign(Size n, const U& u = U());

```

- 3 **Effects:**



**vector constructors, copy, and assignment**

```
erase(begin(), end());
insert(begin(), n, t);
```

**23.2.4.2 vector capacity****[lib.vector.capacity]**

```
size_type capacity() const;
```

1 **Returns:** The total number of elements that the vector can hold without requiring reallocation.

```
void reserve(size_type n);
```

2 **Effects:** A directive that informs a vector of a planned change in size, so that it can manage the storage allocation accordingly. After `reserve()`, `capacity()` is greater or equal to the argument of `reserve` if reallocation happens; and equal to the previous value of `capacity()` otherwise. Reallocation happens at this point if and only if the current capacity is less than the argument of `reserve()`.

3 **Complexity:** It does not change the size of the sequence and takes at most linear time in the size of the sequence.

4 **Notes:** Reallocation invalidates all the references, pointers, and iterators referring to the elements in the sequence. It is guaranteed that no reallocation takes place during insertions that happen after a call to `reserve()` until the time when an insertion would make the size of the vector greater than the size specified in the most recent call to `reserve()`.

```
void resize(size_type sz, T c = T());
```

5 **Effects:**

```
if (sz > size())
 insert(end(), sz-size(), c);
else if (sz < size())
 erase(begin()+sz, end());
else
 ; // do nothing
```

**23.2.4.3 vector modifiers****[lib.vector.modifiers]**

```
iterator insert(iterator position, const T& x = T());
void insert(iterator position, size_type n, const T& x);
template <class InputIterator>
void insert(iterator position, InputIterator first, InputIterator last);
```

1 **Notes:** Causes reallocation if the new size is greater than the old capacity. If no reallocation happens, all the iterators and references before the insertion point remain valid.

2 **Complexity:** If `first` and `last` are forward iterators, bidirectional iterators, or random access iterators, the complexity is linear in the number of elements in the range `[first, last)` plus the distance to the end of the vector. If they are input iterators, the complexity is proportional to the number of elements in the range `[first, last)` times the distance to the end of the vector.

```
iterator erase(iterator position);
iterator erase(iterator first, iterator last);
```

3 **Effects:** Invalidates all the iterators and references after the point of the erase.

4 **Complexity:** The destructor of `T` is called the number of times equal to the number of the elements erased, but the assignment operator of `T` is called the number of times equal to the number of elements in the vector after the erased elements.

**23.2.4.4 vector specialized algorithms****[lib.vector.special]**

```
template <class T, class Allocator>
void swap(vector<T,Allocator>& x, vector<T,Allocator>& y);
```

1 **Effects:**

```
x.swap(y);
```

**23.2.5 Class vector<bool>****[lib.vector.bool]**

1 To optimize space allocation, a specialization of vector for bool elements is provided:

```
namespace std {
 template <class Allocator = allocator<bool> >
 class vector<bool, Allocator> {
 public:
 // types:
 typedef bool const_reference;
 typedef implementation defined iterator; // See 23.1
 typedef implementation defined const_iterator; // See 23.1
 typedef typename Allocator::size_type size_type;
 typedef typename Allocator::difference_type difference_type;
 typedef bool value_type;
 typedef Allocator allocator_type;
 typedef typename Allocator::pointer pointer;
 typedef typename Allocator::const_pointer const_pointer;
 typedef std::reverse_iterator<iterator> reverse_iterator;
 typedef std::reverse_iterator<const_iterator> const_reverse_iterator;

 // bit reference:
 class reference {
 friend class vector;
 reference();
 public:
 ~reference();
 operator bool() const;
 reference& operator=(const bool x);
 reference& operator=(const reference& x);
 void flip(); // flips the bit
 };

 // construct/copy/destroy:
 explicit vector(const Allocator& = Allocator());
 explicit vector(size_type n, const bool& value = bool(),
 const Allocator& = Allocator());
 template <class InputIterator>
 vector(InputIterator first, InputIterator last,
 const Allocator& = Allocator());
 vector(const vector<bool,Allocator>& x);
 ~vector();
 vector<bool,Allocator>& operator=(const vector<bool,Allocator>& x);
 template <class InputIterator>
 void assign(InputIterator first, InputIterator last);
 template <class Size, class U> void assign(Size n, const U& u = U());
 allocator_type get_allocator() const;

 // iterators:
 iterator begin();
 const_iterator begin() const;
 iterator end();
 const_iterator end() const;
 reverse_iterator rbegin();
 const_reverse_iterator rbegin() const;
 reverse_iterator rend();
 const_reverse_iterator rend() const;
 };
};
```

```

// capacity:
size_type size() const;
size_type max_size() const;
void resize(size_type sz, bool c = false);
size_type capacity() const;
bool empty() const;
void reserve(size_type n);

// element access:
reference operator[](size_type n);
const_reference operator[](size_type n) const;
const_reference at(size_type n) const;
reference at(size_type n);
reference front();
const_reference front() const;
reference back();
const_reference back() const;

// modifiers:
void push_back(const bool& x);
void pop_back();
iterator insert(iterator position, const bool& x = bool());
void insert (iterator position, size_type n, const bool& x);
template <class InputIterator>
 void insert (iterator position, InputIterator first, InputIterator last);

 iterator erase(iterator position);
 iterator erase(iterator first, iterator last);
 void swap(vector<bool,Allocator>&);
 static void swap(reference x, reference y);
 void flip(); // flips all bits
 void clear();
};

template <class Allocator>
 bool operator==(const vector<bool,Allocator>& x,
 const vector<bool,Allocator>& y);
template <class Allocator>
 bool operator< (const vector<bool,Allocator>& x,
 const vector<bool,Allocator>& y);
template <class Allocator>
 bool operator!=(const vector<bool,Allocator>& x,
 const vector<bool,Allocator>& y);
template <class Allocator>
 bool operator> (const vector<bool,Allocator>& x,
 const vector<bool,Allocator>& y);
template <class Allocator>
 bool operator>=(const vector<bool,Allocator>& x,
 const vector<bool,Allocator>& y);
template <class Allocator>
 bool operator<=(const vector<bool,Allocator>& x,
 const vector<bool,Allocator>& y);

// specialized algorithms:
template <class Allocator>
 void swap(vector<bool,Allocator>& x, vector<bool,Allocator>& y);
}

```

2 reference is a class that simulates the behavior of references of a single bit in vector<bool>.

**23.3 Associative containers****[lib.associative]**

1 Headers &lt;map&gt; and &lt;set&gt;:

**Header <map> synopsis**

```

namespace std {
 template <class Key, class T, class Compare = less<Key>,
 class Allocator = allocator<T> >
 class map;
 template <class Key, class T, class Compare, class Allocator>
 bool operator==(const map<Key,T,Compare,Allocator>& x,
 const map<Key,T,Compare,Allocator>& y);
 template <class Key, class T, class Compare, class Allocator>
 bool operator< (const map<Key,T,Compare,Allocator>& x,
 const map<Key,T,Compare,Allocator>& y);
 template <class Key, class T, class Compare, class Allocator>
 bool operator!=(const map<Key,T,Compare,Allocator>& x,
 const map<Key,T,Compare,Allocator>& y);
 template <class Key, class T, class Compare, class Allocator>
 bool operator> (const map<Key,T,Compare,Allocator>& x,
 const map<Key,T,Compare,Allocator>& y);
 template <class Key, class T, class Compare, class Allocator>
 bool operator>=(const map<Key,T,Compare,Allocator>& x,
 const map<Key,T,Compare,Allocator>& y);
 template <class Key, class T, class Compare, class Allocator>
 bool operator<=(const map<Key,T,Compare,Allocator>& x,
 const map<Key,T,Compare,Allocator>& y);
 template <class Key, class T, class Compare, class Allocator>
 void swap(map<Key,T,Compare,Allocator>& x,
 map<Key,T,Compare,Allocator>& y);

 template <class Key, class T, class Compare = less<Key>,
 class Allocator = allocator<T> >
 class multimap;
 template <class Key, class T, class Compare, class Allocator>
 bool operator==(const multimap<Key,T,Compare,Allocator>& x,
 const multimap<Key,T,Compare,Allocator>& y);
 template <class Key, class T, class Compare, class Allocator>
 bool operator< (const multimap<Key,T,Compare,Allocator>& x,
 const multimap<Key,T,Compare,Allocator>& y);
 template <class Key, class T, class Compare, class Allocator>
 bool operator!=(const multimap<Key,T,Compare,Allocator>& x,
 const multimap<Key,T,Compare,Allocator>& y);
 template <class Key, class T, class Compare, class Allocator>
 bool operator> (const multimap<Key,T,Compare,Allocator>& x,
 const multimap<Key,T,Compare,Allocator>& y);
 template <class Key, class T, class Compare, class Allocator>
 bool operator>=(const multimap<Key,T,Compare,Allocator>& x,
 const multimap<Key,T,Compare,Allocator>& y);
 template <class Key, class T, class Compare, class Allocator>
 bool operator<=(const multimap<Key,T,Compare,Allocator>& x,
 const multimap<Key,T,Compare,Allocator>& y);
 template <class Key, class T, class Compare, class Allocator>
 void swap(multimap<Key,T,Compare,Allocator>& x,
 multimap<Key,T,Compare,Allocator>& y);
}

```

**Header <set> synopsis**

```

namespace std {
 template <class Key, class Compare = less<Key>,
 class Allocator = allocator<Key> >
 class set;
 template <class Key, class Compare, class Allocator>
 bool operator==(const set<Key,Compare,Allocator>& x,
 const set<Key,Compare,Allocator>& y);
 template <class Key, class Compare, class Allocator>
 bool operator< (const set<Key,Compare,Allocator>& x,
 const set<Key,Compare,Allocator>& y);
 template <class Key, class Compare, class Allocator>
 bool operator!=(const set<Key,Compare,Allocator>& x,
 const set<Key,Compare,Allocator>& y);
 template <class Key, class Compare, class Allocator>
 bool operator> (const set<Key,Compare,Allocator>& x,
 const set<Key,Compare,Allocator>& y);
 template <class Key, class Compare, class Allocator>
 bool operator>=(const set<Key,Compare,Allocator>& x,
 const set<Key,Compare,Allocator>& y);
 template <class Key, class Compare, class Allocator>
 bool operator<=(const set<Key,Compare,Allocator>& x,
 const set<Key,Compare,Allocator>& y);
 template <class Key, class Compare, class Allocator>
 void swap(set<Key,Compare,Allocator>& x,
 set<Key,Compare,Allocator>& y);

 template <class Key, class Compare = less<Key>,
 class Allocator = allocator<Key> >
 class multiset;
 template <class Key, class Compare, class Allocator>
 bool operator==(const multiset<Key,Compare,Allocator>& x,
 const multiset<Key,Compare,Allocator>& y);
 template <class Key, class Compare, class Allocator>
 bool operator< (const multiset<Key,Compare,Allocator>& x,
 const multiset<Key,Compare,Allocator>& y);
 template <class Key, class Compare, class Allocator>
 bool operator!=(const multiset<Key,Compare,Allocator>& x,
 const multiset<Key,Compare,Allocator>& y);
 template <class Key, class Compare, class Allocator>
 bool operator> (const multiset<Key,Compare,Allocator>& x,
 const multiset<Key,Compare,Allocator>& y);
 template <class Key, class Compare, class Allocator>
 bool operator>=(const multiset<Key,Compare,Allocator>& x,
 const multiset<Key,Compare,Allocator>& y);
 template <class Key, class Compare, class Allocator>
 bool operator<=(const multiset<Key,Compare,Allocator>& x,
 const multiset<Key,Compare,Allocator>& y);
 template <class Key, class Compare, class Allocator>
 void swap(multiset<Key,Compare,Allocator>& x,
 multiset<Key,Compare,Allocator>& y);
}

```

### 23.3.1 Template class map

[lib.map]

- 1 A map is a kind of associative container that supports unique keys (contains at most one of each key value) and provides for fast retrieval of values of another type T based on the keys. Map supports bidirectional iterators.
- 2 A map satisfies all of the requirements of a container and of a reversible container (23.1) and of an associative container (23.1.2). A map also provides most operations described in (23.1.2) for unique keys. This means that a map supports the `a_uniq` operations in (23.1.2) but not the `a_eq` operations. For a

map<Key,T> the key\_type is Key and the value\_type is pair<const Key,T>. Descriptions are provided here only for operations on map that are not described in one of those tables or for operations where there is additional semantic information.

```

namespace std {
 template <class Key, class T, class Compare = less<Key>,
 class Allocator = allocator<T> >
 class map {
 public:
 // types:
 typedef Key key_type;
 typedef T mapped_type;
 typedef pair<const Key, T> value_type;
 typedef Compare key_compare;
 typedef Allocator allocator_type;
 typedef typename Allocator::reference reference;
 typedef typename Allocator::const_reference const_reference;
 typedef implementation defined iterator; // See 23.1
 typedef implementation defined const_iterator; // See 23.1
 typedef typename Allocator::size_type size_type;
 typedef typename Allocator::difference_type difference_type;
 typedef Allocator::pointer pointer;
 typedef Allocator::const_pointer const_pointer;
 typedef std::reverse_iterator<iterator> reverse_iterator;
 typedef std::reverse_iterator<const_iterator> const_reverse_iterator;

 class value_compare
 : public binary_function<value_type,value_type,bool> {
 friend class map;
 protected:
 Compare comp;
 value_compare(Compare c) : comp(c) {}
 public:
 bool operator()(const value_type& x, const value_type& y) const {
 return comp(x.first, y.first);
 }
 };

 // 23.3.1.1 construct/copy/destroy:
 explicit map(const Compare& comp = Compare(), const Allocator& = Allocator());
 template <class InputIterator>
 map(InputIterator first, InputIterator last,
 const Compare& comp = Compare(), const Allocator& = Allocator());
 map(const map<Key,T,Compare,Allocator>& x);
 ~map();
 map<Key,T,Compare,Allocator>&
 operator=(const map<Key,T,Compare,Allocator>& x);

 // iterators:
 iterator begin();
 const_iterator begin() const;
 iterator end();
 const_iterator end() const;
 reverse_iterator rbegin();
 const_reverse_iterator rbegin() const;
 reverse_iterator rend();
 const_reverse_iterator rend() const;
 };
}

```

```

// capacity:
bool empty() const;
size_type size() const;
size_type max_size() const;

// 23.3.1.2 element access:
reference operator[](const key_type& x);

// modifiers:
pair<iterator, bool> insert(const value_type& x);
iterator insert(iterator position, const value_type& x);
template <class InputIterator>
 void insert(InputIterator first, InputIterator last);

void erase(iterator position);
size_type erase(const key_type& x);
void erase(iterator first, iterator last);
void swap(map<Key,T,Compare,Allocator>&);
void clear();

// observers:
key_compare key_comp() const;
value_compare value_comp() const;

// 23.3.1.3 map operations:
iterator find(const key_type& x);
const_iterator find(const key_type& x) const;
size_type count(const key_type& x) const;

iterator lower_bound(const key_type& x);
const_iterator lower_bound(const key_type& x) const;
iterator upper_bound(const key_type& x);
const_iterator upper_bound(const key_type& x) const;

pair<iterator,iterator> equal_range(const key_type& x);
pair<const_iterator,const_iterator> equal_range(const key_type& x) const;
};

template <class Key, class T, class Compare, class Allocator>
 bool operator==(const map<Key,T,Compare,Allocator>& x,
 const map<Key,T,Compare,Allocator>& y);
template <class Key, class T, class Compare, class Allocator>
 bool operator< (const map<Key,T,Compare,Allocator>& x,
 const map<Key,T,Compare,Allocator>& y);
template <class Key, class T, class Compare, class Allocator>
 bool operator!=(const map<Key,T,Compare,Allocator>& x,
 const map<Key,T,Compare,Allocator>& y);
template <class Key, class T, class Compare, class Allocator>
 bool operator> (const map<Key,T,Compare,Allocator>& x,
 const map<Key,T,Compare,Allocator>& y);
template <class Key, class T, class Compare, class Allocator>
 bool operator>=(const map<Key,T,Compare,Allocator>& x,
 const map<Key,T,Compare,Allocator>& y);
template <class Key, class T, class Compare, class Allocator>
 bool operator<=(const map<Key,T,Compare,Allocator>& x,
 const map<Key,T,Compare,Allocator>& y);

```

```

// specialized algorithms:
template <class Key, class T, class Compare, class Allocator>
void swap(map<Key,T,Compare,Allocator>& x,
 map<Key,T,Compare,Allocator>& y);
}

```

### 23.3.1.1 map constructors, copy, and assignment

[lib.map.cons]

```

explicit map(const Compare& comp = Compare(),
 const Allocator& = Allocator());

```

1 **Effects:** Constructs an empty map using the specified comparison object and allocator.

2 **Complexity:** Constant.

```

template <class InputIterator>
map(InputIterator first, InputIterator last,
 const Compare& comp = Compare(), const Allocator& = Allocator());

```

3 **Effects:** Constructs an empty map using the specified comparison object and allocator, and inserts elements from the range  $[first, last)$ .

4 **Complexity:** Linear in  $N$  if the range  $[first, last)$  is already sorted using  $comp$  and otherwise  $N \log N$ , where  $N$  is  $last - first$ .

### 23.3.1.2 map element access

[lib.map.access]

```

reference operator[](const key_type& x);

```

1 **Returns:**  $((insert(make\_pair(x, T()))).first)).second$ .

### 23.3.1.3 map operations

[lib.map.ops]

```

iterator find(const key_type& x);
const_iterator find(const key_type& x) const;

iterator lower_bound(const key_type& x);
const_iterator lower_bound(const key_type& x) const;

iterator upper_bound(const key_type& x);
const_iterator upper_bound(const key_type &x) const;

pair<iterator, iterator>
equal_range(const_key_type &x);
pair<const_iterator, const_iterator>
equal_range(const key_type& x) const;

```

The `find`, `lower_bound`, `upper_bound` and `equal_range` member functions each have two versions, one `const` and the other non-`const`. In each case the behavior of the two functions is identical except that the `const` version returns a `const_iterator` and the non-`const` version an `iterator`. See for a description of the behavior of these functions.

### 23.3.1.4 map specialized algorithms

[lib.map.special]

```

template <class Key, class T, class Compare, class Allocator>
void swap(map<Key,T,Compare,Allocator>& x,
 map<Key,T,Compare,Allocator>& y);

```

1 **Effects:**

```

x.swap(y);

```



**23.3.2 Template class `multimap`****[lib.multimap]**

- 1 A `multimap` is a kind of associative container that supports equivalent keys (possibly containing multiple copies of the same key value) and provides for fast retrieval of values of another type `T` based on the keys. `Multimap` supports bidirectional iterators.
- 2 A `multimap` satisfies all of the requirements of a container and of a reversible container (23.1) and of an associative container (23.1.2). A `multimap` also provides most operations described in (23.1.2) for equal keys. This means that a `multimap` supports the `a_eq` operations in (23.1.2) but not the `a_uniq` operations. For a `multimap<Key,T>` the `key_type` is `Key` and the `value_type` is `pair<const Key,T>`. Descriptions are provided here only for operations on `multimap` that are not described in one of those tables or for operations where there is additional semantic information.

```
namespace std {
 template <class Key, class T, class Compare = less<Key>,
 class Allocator = allocator<T> >
 class multimap {
 public:
 // types:
 typedef Key key_type;
 typedef T mapped_type;
 typedef pair<const Key,T> value_type;
 typedef Compare key_compare;
 typedef Allocator allocator_type;
 typedef typename Allocator::reference reference;
 typedef typename Allocator::const_reference const_reference;
 typedef implementation defined iterator; // See 23.1
 typedef implementation defined const_iterator; // See 23.1
 typedef typename Allocator::size_type size_type;
 typedef typename Allocator::difference_type difference_type;
 typedef typename Allocator::pointer pointer;
 typedef typename Allocator::const_pointer const_pointer;
 typedef std::reverse_iterator<iterator> reverse_iterator;
 typedef std::reverse_iterator<const_iterator> const_reverse_iterator;

 class value_compare
 : public binary_function<value_type,value_type,bool> {
 friend class multimap;
 protected:
 Compare comp;
 value_compare(Compare c) : comp(c) {}
 public:
 bool operator()(const value_type& x, const value_type& y) const {
 return comp(x.first, y.first);
 }
 };

 // construct/copy/destroy:
 explicit multimap(const Compare& comp = Compare(),
 const Allocator& = Allocator());
 template <class InputIterator>
 multimap(InputIterator first, InputIterator last,
 const Compare& comp = Compare(), const Allocator& = Allocator());
 multimap(const multimap<Key,T,Compare,Allocator>& x);
 ~multimap();
 multimap<Key,T,Compare,Allocator>&
 operator=(const multimap<Key,T,Compare,Allocator>& x);
 allocator_type get_allocator() const;
 };
};
```

```
// iterators:
iterator begin();
const_iterator begin() const;
iterator end();
const_iterator end() const;
reverse_iterator rbegin();
const_reverse_iterator rbegin() const;
reverse_iterator rend();
const_reverse_iterator rend() const;

// capacity:
bool empty() const;
size_type size() const;
size_type max_size() const;

// modifiers:
iterator insert(const value_type& x);
iterator insert(iterator position, const value_type& x);
template <class InputIterator>
 void insert(InputIterator first, InputIterator last);

void erase(iterator position);
size_type erase(const key_type& x);
void erase(iterator first, iterator last);
void swap(multimap<Key,T,Compare,Allocator>&);
void clear();

// observers:
key_compare key_comp() const;
value_compare value_comp() const;

// map operations:
iterator find(const key_type& x);
const_iterator find(const key_type& x) const;
size_type count(const key_type& x) const;

iterator lower_bound(const key_type& x);
const_iterator lower_bound(const key_type& x) const;
iterator upper_bound(const key_type& x);
const_iterator upper_bound(const key_type& x) const;

pair<iterator,iterator> equal_range(const key_type& x);
pair<const_iterator,const_iterator> equal_range(const key_type& x) const;
};
```

```

template <class Key, class T, class Compare, class Allocator>
 bool operator==(const multimap<Key,T,Compare,Allocator>& x,
 const multimap<Key,T,Compare,Allocator>& y);
template <class Key, class T, class Compare, class Allocator>
 bool operator< (const multimap<Key,T,Compare,Allocator>& x,
 const multimap<Key,T,Compare,Allocator>& y);
template <class Key, class T, class Compare, class Allocator>
 bool operator!=(const multimap<Key,T,Compare,Allocator>& x,
 const multimap<Key,T,Compare,Allocator>& y);
template <class Key, class T, class Compare, class Allocator>
 bool operator> (const multimap<Key,T,Compare,Allocator>& x,
 const multimap<Key,T,Compare,Allocator>& y);
template <class Key, class T, class Compare, class Allocator>
 bool operator>=(const multimap<Key,T,Compare,Allocator>& x,
 const multimap<Key,T,Compare,Allocator>& y);
template <class Key, class T, class Compare, class Allocator>
 bool operator<=(const multimap<Key,T,Compare,Allocator>& x,
 const multimap<Key,T,Compare,Allocator>& y);

// specialized algorithms:
template <class Key, class T, class Compare, class Allocator>
 void swap(multimap<Key,T,Compare,Allocator>& x,
 multimap<Key,T,Compare,Allocator>& y);
}

```

### 23.3.2.1 `multimap` constructors

[lib.multimap.cons]

```

explicit multimap(const Compare& comp = Compare(),
 const Allocator& = Allocator());

```

1 **Effects:** Constructs an empty `multimap` using the specified comparison object and allocator.

2 **Complexity:** Constant.

```

template <class InputIterator>
 multimap(InputIterator first, InputIterator last,
 const Compare& comp = Compare(),
 const Allocator& = Allocator())0;

```

3 **Effects:** Constructs an empty `multimap` using the specified comparison object and allocator, and inserts elements from the range  $[first, last)$ .

4 **Complexity:** Linear in  $N$  if the range  $[first, last)$  is already sorted using `comp` and otherwise  $N \log N$ , where  $N$  is  $last - first$ .

### 23.3.2.2 `multimap` operations

[lib.multimap.ops]

```

iterator find(const key_type &x);
const_iterator find(const key_type& x) const;

iterator lower_bound(const key_type& x);
const_iterator lower_bound(const key_type& x) const;

pair<iterator, iterator>
 equal_range(const key_type& x);
pair<const_iterator, const_iterator>
 equal_range(const_key_type& x) const;

```

The `find`, `lower_bound`, `upper_bound`, and `equal_range` member functions each have two versions, one `const` and one non-`const`. In each case the behavior of the two versions is identical except that the `const` version returns a `const_iterator` and the non-`const` version an `iterator`. See for a description of the behavior of these functions.

**23.3.2.3 multimap specialized algorithms****[lib.multimap.special]**

```
template <class Key, class T, class Compare, class Allocator>
void swap(multimap<Key,T,Compare,Allocator>& x,
 multimap<Key,T,Compare,Allocator>& y);
```

**1 Effects:**

```
x.swap(y);
```

**23.3.3 Template class set****[lib.set]**

1 A set is a kind of associative container that supports unique keys (contains at most one of each key value) and provides for fast retrieval of the keys themselves. Set supports bidirectional iterators.

2 A set satisfies all of the requirements of a container and of a reversible container (23.1), and of an associative container (23.1.2). A set also provides most operations described in (23.1.2) for unique keys. This means that a set supports the `a_uniq` operations in (23.1.2) but not the `a_eq` operations. For a `set<Key>` both the `key_type` and `value_type` are `Key`. Descriptions are provided here only for operations on `set` that are not described in one of these tables and for operations where there is additional semantic information.

```
namespace std {
 template <class Key, class Compare = less<Key>,
 class Allocator = allocator<Key> >
 class set {
 public:
 // types:
 typedef Key key_type;
 typedef Key value_type;
 typedef Compare key_compare;
 typedef Compare value_compare;
 typedef Allocator allocator_type;
 typedef typename Allocator::reference reference;
 typedef typename Allocator::const_reference const_reference;
 typedef implementation defined iterator; // See 23.1
 typedef implementation defined const_iterator; // See 23.1
 typedef typename Allocator::size_type size_type;
 typedef typename Allocator::difference_type difference_type;
 typedef typename Allocator::pointer pointer;
 typedef typename Allocator::const_pointer const_pointer;
 typedef std::reverse_iterator<iterator> reverse_iterator;
 typedef std::reverse_iterator<const_iterator> const_reverse_iterator;

 // 23.3.3.1 construct/copy/destroy:
 explicit set(const Compare& comp = Compare(), const Allocator& = Allocator());
 template <class InputIterator>
 set(InputIterator first, InputIterator last,
 const Compare& comp = Compare(), const Allocator& = Allocator());
 set(const set<Key,Compare,Allocator>& x);
 ~set();
 set<Key,Compare,Allocator>& operator=(const set<Key,Compare,Allocator>& x);
 allocator_type get_allocator() const;
```

```

// iterators:
iterator begin();
const_iterator begin() const;
iterator end();
const_iterator end() const;
reverse_iterator rbegin();
const_reverse_iterator rbegin() const;
reverse_iterator rend();
const_reverse_iterator rend() const;

// capacity:
bool empty() const;
size_type size() const;
size_type max_size() const;

// modifiers:
pair<iterator,bool> insert(const value_type& x);
iterator insert(iterator position, const value_type& x);
template <class InputIterator>
 void insert(InputIterator first, InputIterator last);

void erase(iterator position);
size_type erase(const key_type& x);
void erase(iterator first, iterator last);
void swap(set<Key,Compare,Allocator>&);
void clear();

// observers:
key_compare key_comp() const;
value_compare value_comp() const;

// set operations:
iterator find(const key_type& x) const;
size_type count(const key_type& x) const;

iterator lower_bound(const key_type& x) const;
iterator upper_bound(const key_type& x) const;
pair<iterator,iterator> equal_range(const key_type& x) const;
};

template <class Key, class Compare, class Allocator>
 bool operator==(const set<Key,Compare,Allocator>& x,
 const set<Key,Compare,Allocator>& y);
template <class Key, class Compare, class Allocator>
 bool operator< (const set<Key,Compare,Allocator>& x,
 const set<Key,Compare,Allocator>& y);
template <class Key, class Compare, class Allocator>
 bool operator!=(const set<Key,Compare,Allocator>& x,
 const set<Key,Compare,Allocator>& y);
template <class Key, class Compare, class Allocator>
 bool operator> (const set<Key,Compare,Allocator>& x,
 const set<Key,Compare,Allocator>& y);
template <class Key, class Compare, class Allocator>
 bool operator>=(const set<Key,Compare,Allocator>& x,
 const set<Key,Compare,Allocator>& y);
template <class Key, class Compare, class Allocator>
 bool operator<=(const set<Key,Compare,Allocator>& x,
 const set<Key,Compare,Allocator>& y);

```

```

// specialized algorithms:
template <class Key, class Compare, class Allocator>
 void swap(set<Key,Compare,Allocator>& x,
 set<Key,Compare,Allocator>& y);
}

```

**23.3.3.1 set constructors, copy, and assignment****[lib.set.cons]**

```

explicit set(const Compare& comp = Compare(),
 const Allocator& = Allocator());

```

1 **Effects:** Constructs an empty set using the specified comparison objects and allocator.

2 **Complexity:** Constant.

```

template <class INputIterator>
 set(InputIterator first, last,
 const COmpare& comp = Compare(), const Allocator& = Allocator());

```

3 set using the specified comparison object and allocator, and inserts elements from the range [*first*, *last*).

4 **Complexity:** Linear in *N* if the range [*first*, *last*) is already sorted using *comp* and otherwise  $N \log N$ , where *N* is *last* - *first*.

**23.3.3.2 set specialized algorithms****[lib.set.special]**

```

template <class Key, class Compare, class Allocator>
 void swap(set<Key,Compare,Allocator>& x,
 set<Key,Compare,Allocator>& y);

```

1 **Effects:**

```

x.swap(y);

```

**23.3.4 Template class `multiset`****[lib.multiset]**

1 A `multiset` is a kind of associative container that supports equivalent keys (possibly contains multiple copies of the same key value) and provides for fast retrieval of the keys themselves. `Multiset` supports bidirectional iterators.

2 A `multiset` satisfies all of the requirements of a container and of a reversible container (23.1), and of an associative container (23.1.2). `multiset` also provides most operations described in (23.1.2) for duplicate keys. This means that a `multiset` supports the `a_eu` operations in (23.1.2) but not the `a_uniq` operations. For a `multiset<Key>` both the `key_type` and `value_type` are `Key`. Descriptions are provided here only for operations on `multiset` that are not described in one of these tables and for operations where there is additional semantic information.

```

namespace std {
 template <class Key, class Compare = less<Key>,
 class Allocator = allocator<Key> >
 class multiset {
 public:
 // types:
 typedef Key key_type;
 typedef Key value_type;
 typedef Compare key_compare;
 typedef Compare value_compare;
 typedef Allocator allocator_type;
 typedef typename Allocator::reference reference;
 typedef typename Allocator::const_reference const_reference;
 typedef implementation defined iterator; // See 23.1
 typedef implementation defined const_iterator; // See 23.1
 typedef typename Allocator::size_type size_type;
 typedef typename Allocator::difference_type difference_type;
 typedef typename Allocator::pointer pointer;
 typedef typename Allocator::const_pointer const_pointer;
 typedef std::reverse_iterator<iterator> reverse_iterator;
 typedef std::reverse_iterator<const_iterator> const_reverse_iterator;

 // construct/copy/destroy:
 explicit multiset(const Compare& comp = Compare(),
 const Allocator& = Allocator());
 template <class InputIterator>
 multiset(InputIterator first, InputIterator last,
 const Compare& comp = Compare(), const Allocator& = Allocator());
 multiset(const multiset<Key,Compare,Allocator>& x);
 ~multiset();
 multiset<Key,Compare,Allocator>&
 operator=(const multiset<Key,Compare,Allocator>& x);
 allocator_type get_allocator() const;

 // iterators:
 iterator begin();
 const_iterator begin() const;
 iterator end();
 const_iterator end() const;
 reverse_iterator rbegin();
 const_reverse_iterator rbegin() const;
 reverse_iterator rend();
 const_reverse_iterator rend() const;

 // capacity:
 bool empty() const;
 size_type size() const;
 size_type max_size() const;

 // modifiers:
 iterator insert(const value_type& x);
 iterator insert(iterator position, const value_type& x);
 template <class InputIterator>
 void insert(InputIterator first, InputIterator last);

 void erase(iterator position);
 size_type erase(const key_type& x);
 void erase(iterator first, iterator last);
 void swap(multiset<Key,Compare,Allocator>&);
 void clear();
 };
}

```

```

// observers:
key_compare key_comp() const;
value_compare value_comp() const;

// set operations:
iterator find(const key_type& x) const;
size_type count(const key_type& x) const;

iterator lower_bound(const key_type& x) const;
iterator upper_bound(const key_type& x) const;
pair<iterator,iterator> equal_range(const key_type& x) const;
};

template <class Key, class Compare, class Allocator>
bool operator==(const multiset<Key,Compare,Allocator>& x,
 const multiset<Key,Compare,Allocator>& y);
template <class Key, class Compare, class Allocator>
bool operator< (const multiset<Key,Compare,Allocator>& x,
 const multiset<Key,Compare,Allocator>& y);
template <class Key, class Compare, class Allocator>
bool operator!=(const multiset<Key,Compare,Allocator>& x,
 const multiset<Key,Compare,Allocator>& y);
template <class Key, class Compare, class Allocator>
bool operator> (const multiset<Key,Compare,Allocator>& x,
 const multiset<Key,Compare,Allocator>& y);
template <class Key, class Compare, class Allocator>
bool operator>=(const multiset<Key,Compare,Allocator>& x,
 const multiset<Key,Compare,Allocator>& y);
template <class Key, class Compare, class Allocator>
bool operator<=(const multiset<Key,Compare,Allocator>& x,
 const multiset<Key,Compare,Allocator>& y);

// specialized algorithms:
template <class Key, class Compare, class Allocator>
void swap(multiset<Key,Compare,Allocator>& x,
 multiset<Key,Compare,Allocator>& y);
}

```

#### 23.3.4.1 multiset constructors

[lib.multiset.cons]

```
explicit multiset(const Compare& comp = Compare(),
 const Allocator& = Allocator());
```

1 **Effects:** Constructs an empty set using the specified comparison object and allocator.

2 **Complexity:** Constant.

```
template <class InputIterator>
multiset(InputIterator first, last,
 const Compare& comp = Compare(), const Allocator& = Allocator());
```

3 **Effects:** Constructs an empty multiset using the specified comparison object and allocator, and inserts elements from the range  $[first, last)$ .

4 **Complexity:** Linear in  $N$  if the range  $[first, last)$  is already sorted using  $comp$  and otherwise  $N \log N$ , where  $N$  is  $last - first$ .





```

// 23.3.5.1 constructors:
bitset();
bitset(unsigned long val);
template<class charT, class traits, class Allocator>
 explicit bitset(
 const basic_string<charT,traits,Allocator>& str,
 typename basic_string<charT,traits,Allocator>::size_type pos = 0,
 typename basic_string<charT,traits,Allocator>::size_type n =
 basic_string<charT,traits,Allocator>::npos);

// 23.3.5.2 bitset operations:
bitset<N>& operator&=(const bitset<N>& rhs);
bitset<N>& operator|=(const bitset<N>& rhs);
bitset<N>& operator^=(const bitset<N>& rhs);
bitset<N>& operator<<=(size_t pos);
bitset<N>& operator>>=(size_t pos);
bitset<N>& set();
bitset<N>& set(size_t pos, int val = true);
bitset<N>& reset();
bitset<N>& reset(size_t pos);
bitset<N> operator~() const;
bitset<N>& flip();
bitset<N>& flip(size_t pos);

// element access:
reference operator[](size_t pos); // for b[i];

unsigned long to_ulong() const;
template <class charT, class traits, class Allocator>
 basic_string<charT, traits, Allocator> to_string() const;
size_t count() const;
size_t size() const;
bool operator==(const bitset<N>& rhs) const;
bool operator!=(const bitset<N>& rhs) const;
bool test(size_t pos) const;
bool any() const;
bool none() const;
bitset<N> operator<<(size_t pos) const;
bitset<N> operator>>(size_t pos) const;
};
}

```

- 2 The template class `bitset<N>` describes an object that can store a sequence consisting of a fixed number of bits, `N`.
- 3 Each bit represents either the value zero (reset) or one (set). To *toggle* a bit is to change the value zero to one, or the value one to zero. Each bit has a non-negative position `pos`. When converting between an object of class `bitset<N>` and a value of some integral type, bit position `pos` corresponds to the *bit value* 1 << `pos`. The integral value corresponding to two or more bits is the sum of their bit values.
- 4 The functions described in this subclause can report three kinds of errors, each associated with a distinct exception:
  - an *invalid-argument* error is associated with exceptions of type `invalid_argument` (19.1.3);
  - an *out-of-range* error is associated with exceptions of type `out_of_range` (19.1.5);
  - an *overflow* error is associated with exceptions of type `overflow_error` (19.1.8).

**23.3.5.1 bitset constructors****[lib.bitset.cons]**

```
bitset();
```

- 1 **Effects:** Constructs an object of class `bitset<N>`, initializing all bits to zero.

```
bitset(unsigned long val);
```

- 2 **Effects:** Constructs an object of class `bitset<N>`, initializing the first  $M$  bit positions to the corresponding bit values in `val`.  $M$  is the smaller of  $N$  and the value `CHAR_BIT * sizeof (unsigned long)`.<sup>234)</sup>

If  $M < N$ , remaining bit positions are initialized to zero.

```
template <class charT, class traits, class Allocator>
explicit
bitset(const basic_string<charT, traits, Allocator>& str,
 basic_string<charT, traits, Allocator>::size_type pos = 0,
 basic_string<charT, traits, Allocator>::size_type n =
 basic_string<charT, traits, Allocator>::npos);
```

- 3 **Requires:** `pos <= str.size()`.

- 4 **Throws:** `out_of_range` if `pos > str.size()`.

- 5 **Effects:** Determines the effective length  $r_{len}$  of the initializing string as the smaller of  $n$  and `str.size() - pos`.

The function then throws `invalid_argument` if any of the  $r_{len}$  characters in `str` beginning at position `pos` is other than 0 or 1.

Otherwise, the function constructs an object of class `bitset<N>`, initializing the first  $M$  bit positions to values determined from the corresponding characters in the string `str`.  $M$  is the smaller of  $N$  and  $r_{len}$ .

- 6 An element of the constructed string has value zero if the corresponding character in `str`, beginning at position `pos`, is 0. Otherwise, the element has the value one. Character position `pos + M - 1` corresponds to bit position zero. Subsequent decreasing character positions correspond to increasing bit positions.

- 7 If  $M < N$ , remaining bit positions are initialized to zero.

**23.3.5.2 bitset members****[lib.bitset.members]**

```
bitset<N>& operator&=(const bitset<N>& rhs);
```

- 1 **Effects:** Clears each bit in `*this` for which the corresponding bit in `rhs` is clear, and leaves all other bits unchanged.

- 2 **Returns:** `*this`.

```
bitset<N>& operator|=(const bitset<N>& rhs);
```

- 3 **Effects:** Sets each bit in `*this` for which the corresponding bit in `rhs` is set, and leaves all other bits unchanged.

- 4 **Returns:** `*this`.

```
bitset<N>& operator^=(const bitset<N>& rhs);
```

- 5 **Effects:** Toggles each bit in `*this` for which the corresponding bit in `rhs` is set, and leaves all other bits unchanged.

- 6 **Returns:** `*this`.

```
bitset<N>& operator<<=(size_t pos);
```

<sup>234)</sup> The macro `CHAR_BIT` is defined in `<climits>` (18.2).

7 **Effects:** Replaces each bit at position  $I$  in `*this` with a value determined as follows:

- If  $I < pos$ , the new value is zero;
- If  $I \geq pos$ , the new value is the previous value of the bit at position  $I - pos$ .

8 **Returns:** `*this`.

```
bitset<N>& operator>>=(size_t pos);
```

9 **Effects:** Replaces each bit at position  $I$  in `*this` with a value determined as follows:

- If  $pos \geq N - I$ , the new value is zero;
- If  $pos < N - I$ , the new value is the previous value of the bit at position  $I + pos$ .

10 **Returns:** `*this`.

```
bitset<N>& set();
```

11 **Effects:** Sets all bits in `*this`.

12 **Returns:** `*this`.

```
bitset<N>& set(size_t pos, int val = 1);
```

13 **Requires:** `pos` is valid

14 **Throws:** `out_of_range` if `pos` does not correspond to a valid bit position.

15 **Effects:** Stores a new value in the bit at position `pos` in `*this`. If `val` is nonzero, the stored value is one, otherwise it is zero.

16 **Returns:** `*this`.

```
bitset<N>& reset();
```

17 **Effects:** Resets all bits in `*this`.

18 **Returns:** `*this`.

```
bitset<N>& reset(size_t pos);
```

19 **Requires:** `pos` is valid

20 **Throws:** `out_of_range` if `pos` does not correspond to a valid bit position.

21 **Effects:** Resets the bit at position `pos` in `*this`.

22 **Returns:** `*this`.

```
bitset<N> operator~() const;
```

23 **Effects:** Constructs an object `x` of class `bitset<N>` and initializes it with `*this`.

24 **Returns:** `x.flip()`.

```
bitset<N>& flip();
```

25 **Effects:** Toggles all bits in `*this`.

26 **Returns:** `*this`.

```
bitset<N>& flip(size_t pos);
```

27 **Requires:** `pos` is valid

28 **Throws:** `out_of_range` if `pos` does not correspond to a valid bit position.

29 **Effects:** Toggles the bit at position `pos` in `*this`.

30 **Returns:** `*this`.

```
unsigned long to_ulong() const;
```

31 **Throws:** `overflow_error` if the integral value `x` corresponding to the bits in `*this` cannot be represented as type `unsigned long`.

32 **Returns:** `x`.

```
template <class charT, class traits, class Allocator>
basic_string<charT, traits, Allocator> to_string() const;
```

33 **Effects:** Constructs a string object of the appropriate type and initializes it to a string of length  $N$  characters. Each character is determined by the value of its corresponding bit position in `*this`. Character position  $N - 1$  corresponds to bit position zero. Subsequent decreasing character positions correspond to increasing bit positions. Bit value zero becomes the character 0, bit value one becomes the character 1.

34 **Returns:** The created object.

```
size_t count() const;
```

35 **Returns:** A count of the number of bits set in `*this`.

```
size_t size() const;
```

36 **Returns:**  $N$ .

```
bool operator==(const bitset<N>& rhs) const;
```

37 **Returns:** A nonzero value if the value of each bit in `*this` equals the value of the corresponding bit in `rhs`.

```
bool operator!=(const bitset<N>& rhs) const;
```

38 **Returns:** A nonzero value if `!(*this == rhs)`.

```
bool test(size_t pos) const;
```

39 **Requires:** `pos` is valid

40 **Throws:** `out_of_range` if `pos` does not correspond to a valid bit position.

41 **Returns:** `true` if the bit at position `pos` in `*this` has the value one.

```
bool any() const;
```

42 **Returns:** `true` if any bit in `*this` is one.

```
bool none() const;
```

43 **Returns:** `true` if no bit in `*this` is one.

```
bitset<N> operator<<(size_t pos) const;
```

44 **Returns:** `bitset<N>(*this) <<= pos`.

```
bitset<N> operator>>(size_t pos) const;
```

45 **Returns:** `bitset<N>(*this) >>= pos`.

### 23.3.5.3 `bitset` operators

[lib.bitset.operators]

```
bitset<N> operator&(const bitset<N>& lhs, const bitset<N>& rhs);
```

1 **Returns:** `bitset<N>(lhs) &= rhs`.

```
bitset<N> operator|(const bitset<N>& lhs, const bitset<N>& rhs);
```

2 **Returns:** `bitset<N>(lhs) |= rhs`.

```
bitset<N> operator^(const bitset<N>& lhs, const bitset<N>& rhs);
```

3 **Returns:** `bitset<N>(lhs) ^= rhs`.

```
template <class charT, class traits, size_t N>
 basic_istream<charT, traits>&
 operator>>(basic_istream<charT, traits>& is, bitset<N>& x);
```

4 A formatted input function (27.6.1.2).

5 **Effects:** Extracts up to  $N$  (single-byte) characters from `is`. Stores these characters in a temporary object `str` of type `string`, then evaluates the expression `x = bitset<N>(str)`. Characters are extracted and stored until any of the following occurs:

- $N$  characters have been extracted and stored;
- end-of-file occurs on the input sequence;
- the next input character is neither 0 or 1 (in which case the input character is not extracted).

6 If no characters are stored in *str*, calls *is*.setstate(ios::failbit) (which may throw ios\_base::failure (27.4.5.3)).

7 **Returns:** *is*.

```
template <class charT, class traits, size_t N>
 basic_ostream<charT, traits>&
 operator<<(basic_ostream<charT, traits>& os, const bitset<N>& x);
```

8 **Returns:** *os* << *x*.to\_string<charT,traits,allocator<charT> >() (27.6.2.5).

---

## 24 Iterators library

[lib.iterators]

---

- 1 This clause describes components that C++ programs may use to perform iterations over containers (23), streams (27.6), and stream buffers (27.5).
- 2 The following subclauses describe iterator requirements, and components for iterator primitives, predefined iterators, and stream iterators, as summarized in Table 71:

**Table 71—Iterators library summary**

| Subclause                 | Header(s)  |
|---------------------------|------------|
| 24.1 Requirements         |            |
| 24.3 Iterator primitives  |            |
| 24.4 Predefined iterators | <iterator> |
| 24.5 Stream iterators     |            |

### 24.1 Iterator requirements

[lib.iterator.requirements]

- 1 Iterators are a generalization of pointers that allow a C++ program to work with different data structures (containers) in a uniform manner. To be able to construct template algorithms that work correctly and efficiently on different types of data structures, the library formalizes not just the interfaces but also the semantics and complexity assumptions of iterators. All iterators *i* support the expression *\*i*, resulting in a value of some class, enumeration, or built-in type *T*, called the *value type* of the iterator. All iterators *i* for which the expression *(\*i).m* is well-defined, support the expression *i->m* with the same semantics as *(\*i).m*. For every iterator type *X* for which equality is defined, there is a corresponding signed integral type called the *difference type* of the iterator.
- 2 Since iterators are an abstraction of pointers, their semantics is a generalization of most of the semantics of pointers in C++. This ensures that every template function that takes iterators works as well with regular pointers. This Standard defines five categories of iterators, according to the operations defined on them: *input iterators*, *output iterators*, *forward iterators*, *bidirectional iterators* and *random access iterators*, as shown in Table 72.

**Table 72—Relations among iterator categories**

|                      |                        |                  |                 |
|----------------------|------------------------|------------------|-----------------|
| <b>Random access</b> | → <b>Bidirectional</b> | → <b>Forward</b> | → <b>Input</b>  |
|                      |                        |                  | → <b>Output</b> |

- 3 Forward iterators satisfy all the requirements of the input and output iterators and can be used whenever either kind is specified; Bidirectional iterators also satisfy all the requirements of the forward iterators and can be used whenever a forward iterator is specified; Random access iterators also satisfy all the requirements of bidirectional iterators and can be used whenever a bidirectional iterator is specified.
- 4 Besides its category, a forward, bidirectional, or random access iterator can also be *mutable* or *constant* depending on whether the result of the expression *\*i* behaves as a reference or as a reference to a constant. Constant iterators do not satisfy the requirements for output iterators, and the result of the expression *\*i*

(for constant iterator  $i$ ) cannot be used in an expression where an lvalue is required.

- 5 Just as a regular pointer to an array guarantees that there is a pointer value pointing past the last element of the array, so for any iterator type there is an iterator value that points past the last element of a corresponding container. These values are called *past-the-end* values. Values of an iterator  $i$  for which the expression  $*i$  is defined are called *dereferenceable*. The library never assumes that past-the-end values are dereferenceable. Iterators can also have singular values that are not associated with any container. For example, after the declaration of an uninitialized pointer  $x$  (as with `int* x;`),  $x$  must always be assumed to have a singular value of a pointer. Results of most expressions are undefined for singular values; the only exception is an assignment of a non-singular value to an iterator that holds a singular value. In this case the singular value is overwritten the same way as any other value. Dereferenceable and past-the-end values are always non-singular.
- 6 An iterator  $j$  is called *reachable* from an iterator  $i$  if and only if there is a finite sequence of applications of the expression  $++i$  that makes  $i == j$ . If  $j$  is reachable from  $i$ , they refer to the same container.
- 7 Most of the library's algorithmic templates that operate on data structures have interfaces that use ranges. A *range* is a pair of iterators that designate the beginning and end of the computation. A range  $[i, i)$  is an empty range; in general, a range  $[i, j)$  refers to the elements in the data structure starting with the one pointed to by  $i$  and up to but not including the one pointed to by  $j$ . Range  $[i, j)$  is valid if and only if  $j$  is reachable from  $i$ . The result of the application of the algorithms in the library to invalid ranges is undefined.
- 8 All the categories of iterators require only those functions that are realizable for a given category in constant time (amortized). Therefore, requirement tables for the iterators do not have a complexity column.
- 9 In the following sections,  $a$  and  $b$  denote values of  $X$ ,  $n$  denotes a value of the difference type `Distance`,  $u$ ,  $tmp$ , and  $m$  denote identifiers,  $r$  denotes a value of  $X\&$ ,  $t$  denotes a value of value type  $T$ .

### 24.1.1 Input iterators

[lib.input.iterators]

- 1 A class or a built-in type  $X$  satisfies the requirements of an input iterator for the value type  $T$  if the following expressions are valid, where  $U$  is the type of any specified member of type  $T$ , as shown in Table 73.
- 2 In Table 73, the term *the domain of  $==$*  is used in the ordinary mathematical sense to denote the set of values over which  $==$  is (required to be) defined. This set can change over time. Each algorithm places additional requirements on the domain of  $==$  for the iterator values it uses. These requirements can be inferred from the uses that algorithm makes of  $==$  and  $!=$ . [Example: the call `find(a, b, x)` is defined only if the value of  $a$  has the property  $p$  defined as follows:  $b$  has property  $p$  and a value  $i$  has property  $p$  if  $(*i == x)$  or if  $(*i != x$  and  $++i$  has property  $p$ ). ]



Table 73—Input iterator requirements

| operation              | type                             | semantics, pre/post-conditions                                                                                                                                                                                                |
|------------------------|----------------------------------|-------------------------------------------------------------------------------------------------------------------------------------------------------------------------------------------------------------------------------|
| <code>X u(a);</code>   | X                                | post: u is a copy of a<br>A destructor is assumed to be present and accessible.                                                                                                                                               |
| <code>u = a;</code>    | X                                | result: u<br>post: u is a copy of a                                                                                                                                                                                           |
| <code>a == b</code>    | convertible to <code>bool</code> | <code>==</code> is an equivalence relation over its domain.                                                                                                                                                                   |
| <code>a != b</code>    | convertible to <code>bool</code> | <code>bool(a==b) != bool(a!=b)</code> over the domain of <code>==</code>                                                                                                                                                      |
| <code>*a</code>        | T                                | pre: a is dereferenceable.<br>If <code>a==b</code> and (a,b) is in the domain of <code>==</code><br>then <code>*a</code> is equivalent to <code>*b</code> .                                                                   |
| <code>a-&gt;m</code>   |                                  | pre: ( <code>*a</code> ).m is well-defined<br>Equivalent to ( <code>*a</code> ).m                                                                                                                                             |
| <code>++r</code>       | X&                               | pre: r is dereferenceable.<br>post: r is dereferenceable or r is past-the-end.<br>post: any copies of the previous value of r are no longer required either to be dereferenceable or to be in the domain of <code>==</code> . |
| <code>(void)r++</code> |                                  | equivalent to <code>(void)++r</code>                                                                                                                                                                                          |
| <code>*r++</code>      | T                                | { T tmp = *r; ++r; return tmp; }                                                                                                                                                                                              |

- 3 [Note: For input iterators, `a == b` does not imply `++a == ++b`. (Equality does not guarantee the substitution property or referential transparency.) Algorithms on input iterators should never attempt to pass through the same iterator twice. They should be *single pass* algorithms. Value type T is not required to be an lvalue type. These algorithms can be used with istreams as the source of the input data through the `istream_iterator` class. ]

## 24.1.2 Output iterators

[lib.output.iterators]

- 1 A class or a built-in type X satisfies the requirements of an output iterator if the following expressions are valid, as shown in Table 74:

Table 74—Output iterator requirements

| expression                                    | return type                              | operational semantics                 | assertion/note pre/post-condition                                                             |
|-----------------------------------------------|------------------------------------------|---------------------------------------|-----------------------------------------------------------------------------------------------|
| <code>X(a)</code>                             |                                          |                                       | <code>a = t</code> is equivalent to <code>X(a) = t</code> .<br>note: a destructor is assumed. |
| <code>X u(a);</code><br><code>X u = a;</code> |                                          |                                       |                                                                                               |
| <code>*a = t</code>                           | result is not used                       |                                       |                                                                                               |
| <code>++r</code>                              | X&                                       |                                       | <code>&amp;r == &amp;++r</code> .                                                             |
| <code>r++</code>                              | convertible to <code>const X&amp;</code> | { X tmp = r;<br>++r;<br>return tmp; } |                                                                                               |
| <code>*r++ = t</code>                         | result is not used                       |                                       |                                                                                               |

- 2 [Note: The only valid use of an operator\* is on the left side of the assignment statement. *Assignment through the same value of the iterator happens only once.* Algorithms on output iterators should never attempt to pass through the same iterator twice. They should be *single pass* algorithms. Equality and inequality might not be defined. Algorithms that take output iterators can be used with ostream iterators as the destination for placing data through the ostream\_iterator class as well as with insert iterators and insert pointers. —end note]

### 24.1.3 Forward iterators

[lib.forward.iterators]

- 1 A class or a built-in type X satisfies the requirements of a forward iterator if the following expressions are valid, as shown in Table 75:

Table 75—Forward iterator requirements

| expression          | return type             | operational semantics                 | assertion/note pre/post-condition                                                                                                                    |
|---------------------|-------------------------|---------------------------------------|------------------------------------------------------------------------------------------------------------------------------------------------------|
| X u;                |                         |                                       | note: u might have a singular value.<br>note: a destructor is assumed.                                                                               |
| X()                 |                         |                                       | note: X() might be singular.                                                                                                                         |
| X(a)                |                         |                                       | a == X(a).                                                                                                                                           |
| X u(a);<br>X u = a; |                         | X u; u = a;                           | post: u == a.                                                                                                                                        |
| a == b              | convertible to bool     |                                       | == is an equivalence relation.                                                                                                                       |
| a != b              | convertible to bool     | !(a == b)                             |                                                                                                                                                      |
| r = a               | X&                      |                                       | post: r == a.                                                                                                                                        |
| *a                  | T&                      |                                       | pre: a is dereferenceable.<br>a == b implies *a == *b.<br>If X is mutable, *a = t is valid.                                                          |
| a->m                | U&                      | (*a).m                                | pre: (*a).m is well-defined.                                                                                                                         |
| ++r                 | X&                      |                                       | pre: r is dereferenceable.<br>post: r is dereferenceable or r is past-the-end.<br>r == s and r is dereferenceable implies ++r == ++s.<br>&r == &++r. |
| r++                 | convertible to const X& | { X tmp = r;<br>++r;<br>return tmp; } |                                                                                                                                                      |
| *r++                | T&                      |                                       |                                                                                                                                                      |

- 2 [Note: The condition that a == b implies ++a == ++b (which is not true for input and output iterators) and the removal of the restrictions on the number of the assignments through the iterator (which applies to output iterators) allows the use of multi-pass one-directional algorithms with forward iterators. —end note]

### 24.1.4 Bidirectional iterators

[lib.bidirectional.iterators]

- 1 A class or a built-in type X satisfies the requirements of a bidirectional iterator if, in addition to satisfying the requirements for forward iterators, the following expressions are valid as shown in Table 76:

**Table 76—Bidirectional iterator requirements (in addition to forward iterator)**

| expression        | return type                                 | operational semantics                                                        | assertion/note<br>pre/post-condition                                                                                                                                                                                                        |
|-------------------|---------------------------------------------|------------------------------------------------------------------------------|---------------------------------------------------------------------------------------------------------------------------------------------------------------------------------------------------------------------------------------------|
| <code>--r</code>  | <code>X&amp;</code>                         |                                                                              | pre: there exists <code>s</code> such that <code>r == ++s</code> .<br>post: <code>s</code> is dereferenceable.<br><code>--(++r) == r</code> .<br><code>--r == --s</code> implies <code>r == s</code> .<br><code>&amp;r == &amp;--r</code> . |
| <code>r--</code>  | convertible to<br><code>const X&amp;</code> | { <code>X tmp = r;</code><br><code>--r;</code><br><code>return tmp;</code> } |                                                                                                                                                                                                                                             |
| <code>*r--</code> | convertible to <code>T</code>               |                                                                              |                                                                                                                                                                                                                                             |

2 [Note: Bidirectional iterators allow algorithms to move iterators backward as well as forward. —end note]

### 24.1.5 Random access iterators

[lib.random.access.iterators]

1 A class or a built-in type `X` satisfies the requirements of a random access iterator if, in addition to satisfying the requirements for bidirectional iterators, the following expressions are valid as shown in Table 77:

**Table 77—Random access iterator requirements (in addition to bidirectional iterator)**

| expression                               | return type                      | operational semantics                                                                          | assertion/note pre/post-condition                                                                                                     |
|------------------------------------------|----------------------------------|------------------------------------------------------------------------------------------------|---------------------------------------------------------------------------------------------------------------------------------------|
| <code>r += n</code>                      | <code>X&amp;</code>              | <pre>{ Distance m = n; if (m &gt;= 0) while (m--) ++r; else while (m++) --r; return r; }</pre> |                                                                                                                                       |
| <code>a + n</code><br><code>n + a</code> | <code>X</code>                   | <pre>{ X tmp = a; return tmp += n; }</pre>                                                     | <code>a + n == n + a.</code>                                                                                                          |
| <code>r -= n</code>                      | <code>X&amp;</code>              | <code>return r += -n;</code>                                                                   |                                                                                                                                       |
| <code>a - n</code>                       | <code>X</code>                   | <pre>{ X tmp = a; return tmp -= n; }</pre>                                                     |                                                                                                                                       |
| <code>b - a</code>                       | <code>Distance</code>            | <code>(a &lt; b)? distance(a,b): -distance(b,a)</code>                                         | pre: there exists a value <code>n</code> of <code>Distance</code> such that <code>a + n == b</code> . <code>b == a + (b - a)</code> . |
| <code>a[n]</code>                        | convertible to <code>T</code>    | <code>*(a + n)</code>                                                                          |                                                                                                                                       |
| <code>a &lt; b</code>                    | convertible to <code>bool</code> | <code>b - a &gt; 0</code>                                                                      | <code>&lt;</code> is a total ordering relation                                                                                        |
| <code>a &gt; b</code>                    | convertible to <code>bool</code> | <code>b &lt; a</code>                                                                          | <code>&gt;</code> is a total ordering relation opposite to <code>&lt;</code> .                                                        |
| <code>a &gt;= b</code>                   | convertible to <code>bool</code> | <code>!(a &lt; b)</code>                                                                       |                                                                                                                                       |
| <code>a &lt;= b</code>                   | convertible to <code>bool</code> | <code>!(a &gt; b)</code>                                                                       |                                                                                                                                       |

**24.2 Header `<iterator>` synopsis****[lib.iterator.synopsis]**

```
namespace std {
// subclause 24.3, primitives:
template<class Iterator> struct iterator_traits;
template<class T> struct iterator_traits<T*>;

template<class Category, class T, class Distance = ptrdiff_t,
 class Pointer = T*, class Reference = T&> struct iterator;

struct input_iterator_tag {};
struct output_iterator_tag {};
struct forward_iterator_tag: public input_iterator_tag {};
struct bidirectional_iterator_tag: public forward_iterator_tag {};
struct random_access_iterator_tag: public bidirectional_iterator_tag {};
```

```
// subclause 24.3.4, iterator operations:
template <class InputIterator, class Distance>
void advance(InputIterator& i, Distance n);
template <class InputIterator>
 iterator_traits<InputIterator>::difference_type
 distance(InputIterator first, InputIterator last);

// subclause 24.4, predefined iterators:
template <class Iterator> class reverse_iterator;

template <class Iterator>
 bool operator==(
 const reverse_iterator<Iterator>& x,
 const reverse_iterator<Iterator>& y);
template <class Iterator>
 bool operator<(
 const reverse_iterator<Iterator>& x,
 const reverse_iterator<Iterator>& y);
template <class Iterator>
 bool operator!=(
 const reverse_iterator<Iterator>& x,
 const reverse_iterator<Iterator>& y);
template <class Iterator>
 bool operator>(
 const reverse_iterator<Iterator>& x,
 const reverse_iterator<Iterator>& y);
template <class Iterator>
 bool operator>=(
 const reverse_iterator<Iterator>& x,
 const reverse_iterator<Iterator>& y);
template <class Iterator>
 bool operator<=(
 const reverse_iterator<Iterator>& x,
 const reverse_iterator<Iterator>& y);

template <class Iterator>
 typename reverse_iterator<Iterator>::difference_type operator-(
 const reverse_iterator<Iterator>& x,
 const reverse_iterator<Iterator>& y);
template <class Iterator>
 reverse_iterator<Iterator>
 operator+(
 typename reverse_iterator<Iterator>::difference_type n,
 const reverse_iterator<Iterator>& x);

template <class Container> class back_insert_iterator;
template <class Container>
 back_insert_iterator<Container> back_inserter(Container& x);

template <class Container> class front_insert_iterator;
template <class Container>
 front_insert_iterator<Container> front_inserter(Container& x);

template <class Container> class insert_iterator;
template <class Container, class Iterator>
 insert_iterator<Container> inserter(Container& x, Iterator i);
```

```

// subclause 24.5, stream iterators:
template <class T, class charT, class traits = char_traits<charT>,
 class Distance = ptrdiff_t>
class istream_iterator;
template <class T, class charT, class traits, class Distance>
 bool operator==(const istream_iterator<T,charT,traits,Distance>& x,
 const istream_iterator<T,charT,traits,Distance>& y);
template <class T, class charT, class traits, class Distance>
 bool operator!=(const istream_iterator<T,charT,traits,Distance>& x,
 const istream_iterator<T,charT,traits,Distance>& y);

template <class T, class charT, class traits = char_traits<charT> >
 class ostream_iterator;

template<class charT, class traits = char_traits<charT> >
 class istreambuf_iterator;
template <class charT, class traits>
 bool operator==(const istreambuf_iterator<charT,traits>& a,
 const istreambuf_iterator<charT,traits>& b);
template <class charT, class traits>
 bool operator!=(const istreambuf_iterator<charT,traits>& a,
 const istreambuf_iterator<charT,traits>& b);

template <class charT, class traits = char_traits<charT> >
 class ostreambuf_iterator;
}

```

### 24.3 Iterator primitives

[lib.iterator.primitives]

- 1 To simplify the task of defining iterators, the library provides several classes and functions:

#### 24.3.1 Iterator traits

[lib.iterator.traits]

- 1 To implement algorithms only in terms of iterators, it is often necessary to determine the value and distance types that correspond to a particular iterator type. Accordingly, it is required that if `Iterator` is the type of an iterator, the types

```

 iterator_traits<Iterator>::difference_type
 iterator_traits<Iterator>::value_type
 iterator_traits<Iterator>::iterator_category

```

be defined as the iterator's distance type, value type and iterator category, respectively. In the case of an output iterator, the types

```

 iterator_traits<Iterator>::difference_type
 iterator_traits<Iterator>::value_type

```

are both defined as `void`.

- 2 The template `iterator_traits<Iterator>` is defined as

```

template<class Iterator> struct iterator_traits {
 typedef Iterator::difference_type difference_type;
 typedef Iterator::value_type value_type;
 typedef Iterator::pointer pointer;
 typedef Iterator::reference reference;
 typedef Iterator::iterator_category iterator_category;
};

```

It is specialized for pointers as

```
template<class T> struct iterator_traits<T*> {
 typedef ptrdiff_t difference_type;
 typedef T value_type;
 typedef T* pointer;
 typedef T& reference;
 typedef random_access_iterator_tag iterator_category;
};
```

[*Note:* If there is an additional pointer type `__far` such that the difference of two `__far` is of type `long`, an implementation may define

```
template<class T> struct iterator_traits<T __far*> {
 typedef long difference_type;
 typedef T value_type;
 typedef T __far* pointer;
 typedef T __far& reference;
 typedef random_access_iterator_tag iterator_category;
};
```

—*end note*]

- 3 [Example: To implement a generic reverse function, a C++ program can do the following:

```
template <class BidirectionalIterator>
void reverse(BidirectionalIterator first, BidirectionalIterator last) {
 iterator_traits<BidirectionalIterator>::difference_type n =
 distance(first, last);
 --n;
 while(n > 0) {
 iterator_traits<BidirectionalIterator>::value_type tmp = *first;
 *first++ = * --last;
 *last = tmp;
 n -= 2;
 }
}
```

—*end example*]

### 24.3.2 Basic iterator

[lib.iterator.basic]

- 1 The iterator template may be used as a base class to ease the definition of required types for new iterators.

```
namespace std {
 template<class Category, class T, class Distance = ptrdiff_t,
 class Pointer = T*, class Reference = T&>
 struct iterator {
 typedef T value_type;
 typedef Distance difference_type;
 typedef Pointer pointer;
 typedef Reference reference;
 typedef Category iterator_category;
 }
}
```

### 24.3.3 Standard iterator tags

[lib.std.iterator.tags]

- 1 It is often desirable for a template function to find out what is the most specific category of its iterator argument, so that the function can select the most efficient algorithm at compile time. To facilitate this, the library introduces *category tag* classes which are used as compile time tags for algorithm selection. They are: `input_iterator_tag`, `output_iterator_tag`, `forward_iterator_tag`, `bidirectional_iterator_tag` and `random_access_iterator_tag`. For every iterator of type `Iterator`, `iterator_traits<Iterator>::iterator_category` must be defined to be

the most specific category tag that describes the iterator’s behavior.

```
namespace std {
 struct input_iterator_tag {};
 struct output_iterator_tag {};
 struct forward_iterator_tag: public input_iterator_tag {};
 struct bidirectional_iterator_tag: public forward_iterator_tag {};
 struct random_access_iterator_tag: public bidirectional_iterator_tag {};
}
```

- 2 [Example: For a program-defined iterator `BinaryTreeIterator`, it could be included into the `bidirectional_iterator` category by specializing the `iterator_traits` template:

```
template<class T> struct iterator_traits<BinaryTreeIterator<T> > {
 typedef ptrdiff_t difference_type;
 typedef T value_type;
 typedef T* pointer;
 typedef T& reference;
 typedef bidirectional_iterator_tag iterator_category;
};
```

Typically, however, it would be easier to derive `BinaryTreeIterator<T>` from `iterator<bidirectional_iterator_tag, T, ptrdiff_t, T*, T&>`. —end example]

- 3 [Example: If `evolve()` is well defined for bidirectional iterators, but can be implemented more efficiently for random access iterators, then the implementation is as follows:

```
template <class BidirectionalIterator>
inline void evolve(BidirectionalIterator first, BidirectionalIterator last) {
 evolve(first, last,
 iterator_traits<BidirectionalIterator>::iterator_category());
}
```

```
template <class BidirectionalIterator>
void evolve(BidirectionalIterator first, BidirectionalIterator last,
 bidirectional_iterator_tag) {
 // ... more generic, but less efficient algorithm
}
```

```
template <class RandomAccessIterator>
void evolve(RandomAccessIterator first, RandomAccessIterator last,
 random_access_iterator_tag) {
 // ... more efficient, but less generic algorithm
}
```

—end example]

- 4 [Example: If a C++ program wants to define a bidirectional iterator for some data structure containing `double` and such that it works on a large memory model of the implementation, it can do so with:

```
class MyIterator : public iterator<bidirectional_iterator_tag, double, long, T*, T&> {
 // code implementing ++, etc.
};
```

- 5 Then there is no need to specialize the `iterator_traits` template. —end example]

#### 24.3.4 Iterator operations

[lib.iterator.operations]

- 1 Since only random access iterators provide `+` and `-` operators, the library provides two template functions `advance` and `distance`. These functions use `+` and `-` for random access iterators (and are, therefore, constant time for them); for input, forward and bidirectional iterators they use `++` to provide linear time implementations.



```
template <class InputIterator, class Distance>
void advance(InputIterator& i, Distance n);
```

2 **Requires:** *n* may be negative only for random access and bidirectional iterators.

3 **Effects:** Increments (or decrements for negative *n*) iterator reference *i* by *n*.

```
template<class InputIterator>
iterator_traits<InputIterator>::difference_type
distance(InputIterator first, InputIterator last);
```

4 **Effects:** Returns the number of increments or decrements needed to get from *first* to *last*.

5 **Requires:** *last* must be reachable from *first*.

## 24.4 Predefined iterators

[lib.predef.iterators]

### 24.4.1 Reverse iterators

[lib.reverse.iterators]

1 Bidirectional and random access iterators have corresponding reverse iterator adaptors that iterate through the data structure in the opposite direction. They have the same signatures as the corresponding iterators. The fundamental relation between a reverse iterator and its corresponding iterator *i* is established by the identity: `&*(reverse_iterator(i)) == &(i - 1)`.

2 This mapping is dictated by the fact that while there is always a pointer past the end of an array, there might not be a valid pointer before the beginning of an array.

#### 24.4.1.1 Template class `reverse_iterator`

[lib.reverse.iterator]

```
namespace std {
template <class Iterator>
class reverse_iterator :
 public iterator<iterator_traits<Iterator>::iterator_category,
 iterator_traits<Iterator>::value_type,
 iterator_traits<Iterator>::difference_type,
 iterator_traits<Iterator>::pointer,
 iterator_traits<Iterator>::reference> {
protected:
 Iterator current;
public:
 typedef Iterator iterator_type;
 reverse_iterator();
 explicit reverse_iterator(Iterator x);

 Iterator base() const; // explicit
 Reference operator*() const;
 Pointer operator->() const;

 reverse_iterator& operator++();
 reverse_iterator operator++(int);
 reverse_iterator& operator--();
 reverse_iterator operator--(int);

 reverse_iterator operator+ (Distance n) const;
 reverse_iterator& operator+=(Distance n);
 reverse_iterator operator- (Distance n) const;
 reverse_iterator& operator-=(Distance n);
 Reference operator[](Distance n) const;
};
}
```

```

template <class Iterator>
 bool operator==(
 const reverse_iterator<Iterator>& x,
 const reverse_iterator<Iterator>& y);

template <class Iterator>
 bool operator<(
 const reverse_iterator<Iterator>& x,
 const reverse_iterator<Iterator>& y);

template <class Iterator>
 bool operator!=(
 const reverse_iterator<Iterator>& x,
 const reverse_iterator<Iterator>& y);

template <class Iterator>
 bool operator>(
 const reverse_iterator<Iterator>& x,
 const reverse_iterator<Iterator>& y);

template <class Iterator>
 bool operator>=(
 const reverse_iterator<Iterator>& x,
 const reverse_iterator<Iterator>& y);

template <class Iterator>
 bool operator<=(
 const reverse_iterator<Iterator>& x,
 const reverse_iterator<Iterator>& y);

template <class Iterator>
 typename reverse_iterator<Iterator>::difference_type operator-(
 const reverse_iterator<Iterator>& x,
 const reverse_iterator<Iterator>& y);

template <class Iterator>
 reverse_iterator<Iterator> operator+(
 typename reverse_iterator<Iterator>::difference_type n,
 const reverse_iterator<Iterator>& x);

```

**24.4.1.2 `reverse_iterator` requirements****[lib.reverse.iter.requirements]**

- 1 The template parameter `Iterator` shall meet all the requirements of a Bidirectional Iterator (24.1.4).
- 2 Additionally, `Iterator` shall meet the requirements of a Random Access Iterator (24.1.5) if any of the members `operator+` (24.4.1.3.7), `operator-` (24.4.1.3.9), `operator+=` (24.4.1.3.8), `operator-=` (24.4.1.3.10), `operator[]` (24.4.1.3.11), or the global operators `operator<` (24.4.1.3.13), `operator>` (24.4.1.3.15), `operator<=` (24.4.1.3.17), `operator>=` (24.4.1.3.16), `operator-` (24.4.1.3.18) or `operator+` (24.4.1.3.19). is referenced in a way that requires instantiation (14.7.1).

**24.4.1.3 `reverse_iterator` operations****[lib.reverse.iter.ops]****24.4.1.3.1 `reverse_iterator` constructor****[lib.reverse.iter.cons]**

```
explicit reverse_iterator(Iterator x);
```

- 1 **Effects:** Initializes current with `x`.

**24.4.1.3.2 Conversion****[lib.reverse.iter.conv]**

```
Iterator base() const; // explicit
```

1 **Returns:** current

**24.4.1.3.3 operator\*****[lib.reverse.iter.op.star]**

```
Reference operator*() const;
```

1 **Effects:**

```
Iterator tmp = current;
return *--tmp;
```

**24.4.1.3.4 operator->****[lib.reverse.iter.opref]**

```
Pointer operator->() const;
```

1 **Effects:**

```
return &(operator*());
```

**24.4.1.3.5 operator++****[lib.reverse.iter.op++]**

```
reverse_iterator& operator++();
```

1 **Effects:** --current;

2 **Returns:** \*this

```
reverse_iterator operator++(int);
```

3 **Effects:**

```
reverse_iterator tmp = *this;
--current;
return tmp;
```

**24.4.1.3.6 operator--****[lib.reverse.iter.op--]**

```
reverse_iterator& operator--();
```

1 **Effects:** ++current

2 **Returns:** \*this

```
reverse_iterator operator--(int);
```

3 **Effects:**

```
reverse_iterator tmp = *this;
++current;
return tmp;
```

**24.4.1.3.7 operator+****[lib.reverse.iter.op+]**

```
reverse_iterator operator+(typename reverse_iterator<Iterator>::difference_type n) const;
```

1 **Returns:** reverse\_iterator(current-n)

**24.4.1.3.8 operator+=****[lib.reverse.iter.op+=]**

```
reverse_iterator& operator+=(typename reverse_iterator<Iterator>::difference_type n);
```

1 **Effects:** current -= n;

2 **Returns:** \*this

#### 24.4.1.3.9 operator-

[lib.reverse.iter.op-]

```
reverse_iterator operator-(typename reverse_iterator<Iterator>::difference_type n) const;
```

1 **Returns:** reverse\_iterator(current+n)

#### 24.4.1.3.10 operator--

[lib.reverse.iter.op-=]

```
reverse_iterator& operator--(typename reverse_iterator<Iterator>::difference_type n);
```

1 **Effects:** current += n;

2 **Returns:** \*this

#### 24.4.1.3.11 operator[]

[lib.reverse.iter.opindex]

```
Reference operator[](typename reverse_iterator<Iterator>::difference_type n) const;
```

1 **Returns:** current[-n-1]

#### 24.4.1.3.12 operator==

[lib.reverse.iter.op==]

```
template <class Iterator>
bool operator==(
 const reverse_iterator<Iterator>& x,
 const reverse_iterator<Iterator>& y);
```

1 **Returns:** x.current == y.current

#### 24.4.1.3.13 operator<

[lib.reverse.iter.op<]

```
template <class Iterator>
bool operator<(
 const reverse_iterator<Iterator>& x,
 const reverse_iterator<Iterator>& y);
```

1 **Returns:** x.current < y.current

#### 24.4.1.3.14 operator!=

[lib.reverse.iter.op!=]

```
template <class Iterator>
bool operator!=(
 const reverse_iterator<Iterator>& x,
 const reverse_iterator<Iterator>& y);
```

1 **Returns:** x.current != y.current

#### 24.4.1.3.15 operator>

[lib.reverse.iter.op>]

```
template <class Iterator>
bool operator>(
 const reverse_iterator<Iterator>& x,
 const reverse_iterator<Iterator>& y);
```

1 **Returns:** x.current > y.current

#### 24.4.1.3.16 operator>=

[lib.reverse.iter.op>=]

```
template <class Iterator>
bool operator>=(
 const reverse_iterator<Iterator>& x,
 const reverse_iterator<Iterator>& y);
```

1 **Returns:** `x.current >= y.current`

#### 24.4.1.3.17 operator<=

[lib.reverse.iter.op<=]

```
template <class Iterator>
 bool operator<=(
 const reverse_iterator<Iterator>& x,
 const reverse_iterator<Iterator>& y);
```

1 **Returns:** `x.current <= y.current`

#### 24.4.1.3.18 operator-

[lib.reverse.iter.opdiff]

```
template <class Iterator>
 typename reverse_iterator<Iterator>::difference_type operator-(
 const reverse_iterator<Iterator>& x,
 const reverse_iterator<Iterator>& y);
```

1 **Returns:** `y.current - x.current`

#### 24.4.1.3.19 operator+

[lib.reverse.iter.opsum]

```
template <class Iterator>
 reverse_iterator<Iterator> operator+(
 typename reverse_iterator<Iterator>::difference_type n,
 const reverse_iterator<Iterator>& x);
```

1 **Returns:** `reverse_iterator<Iterator> (x.current - n)`

### 24.4.2 Insert iterators

[lib.insert.iterators]

1 To make it possible to deal with insertion in the same way as writing into an array, a special kind of iterator adaptors, called *insert iterators*, are provided in the library. With regular iterator classes,

```
while (first != last) *result++ = *first++;
```

2 causes a range `[first, last)` to be copied into a range starting with `result`. The same code with `result` being an insert iterator will insert corresponding elements into the container. This device allows all of the copying algorithms in the library to work in the *insert mode* instead of the regular overwrite mode.

3 An insert iterator is constructed from a container and possibly one of its iterators pointing to where insertion takes place if it is neither at the beginning nor at the end of the container. Insert iterators satisfy the requirements of output iterators. `operator*` returns the insert iterator itself. The assignment `operator=(const T& x)` is defined on insert iterators to allow writing into them, it inserts `x` right before where the insert iterator is pointing. In other words, an insert iterator is like a cursor pointing into the container where the insertion takes place. `back_insert_iterator` inserts elements at the end of a container, `front_insert_iterator` inserts elements at the beginning of a container, and `insert_iterator` inserts elements where the iterator points to in a container. `back_inserter`, `front_inserter`, and `inserter` are three functions making the insert iterators out of a container.

#### 24.4.2.1 Template class back\_insert\_iterator

[lib.back.insert.iterator]

```
namespace std {
 template <class Container>
 class back_insert_iterator : public iterator<output_iterator_tag, void, void, void, void> {
 protected:
 Container& container;
```

```

public:
 typedef Container container_type;
 explicit back_insert_iterator(Container& x);
 back_insert_iterator<Container>&
 operator=(const typename Container::value_type& value);

 back_insert_iterator<Container>& operator*();
 back_insert_iterator<Container>& operator++();
 back_insert_iterator<Container> operator++(int);
};

template <class Container>
 back_insert_iterator<Container> back_inserter(Container& x);
}

```

#### 24.4.2.2 `back_insert_iterator` operations [lib.back.insert.iter.ops]

##### 24.4.2.2.1 `back_insert_iterator` constructor [lib.back.insert.iter.cons]

```
explicit back_insert_iterator(Container& x);
```

1 **Effects:** Initializes container with `x`.

##### 24.4.2.2.2 `back_insert_iterator::operator=` [lib.back.insert.iter.op=]

```
back_insert_iterator<Container>&
 operator=(const typename Container::value_type& value);
```

1 **Effects:** `container.push_back(value)`;

2 **Returns:** `*this`.

##### 24.4.2.2.3 `back_insert_iterator::operator*` [lib.back.insert.iter.op\*]

```
back_insert_iterator<Container>& operator*();
```

1 **Returns:** `*this`.

##### 24.4.2.2.4 `back_insert_iterator::operator++` [lib.back.insert.iter.op++]

```
back_insert_iterator<Container>& operator++();
back_insert_iterator<Container> operator++(int);
```

1 **Returns:** `*this`.

##### 24.4.2.2.5 `back_inserter` [lib.back.inserter]

```
template <class Container>
 back_insert_iterator<Container> back_inserter(Container& x);
```

1 **Returns:** `back_insert_iterator<Container>(x)`.

#### 24.4.2.3 Template class `front_insert_iterator` [lib.front.insert.iterator]

```

namespace std {
 template <class Container>
 class front_insert_iterator : public iterator<output_iterator_tag, void, void, void, void> {
 protected:
 Container& container;

```

**Template class `front_insert_iterator`**

```

public:
 typedef Container container_type;
 explicit front_insert_iterator(Container& x);
 front_insert_iterator<Container>&
 operator=(const typename Container::value_type& value);

 front_insert_iterator<Container>& operator*();
 front_insert_iterator<Container>& operator++();
 front_insert_iterator<Container> operator++(int);
};

template <class Container>
 front_insert_iterator<Container> front_inserter(Container& x);

```

**24.4.2.4 `front_insert_iterator` operations** [lib.front.insert.iter.ops]**24.4.2.4.1 `front_insert_iterator` constructor** [lib.front.insert.iter.cons]

```
explicit front_insert_iterator(Container& x);
```

1 **Effects:** Initializes container with `x`.

**24.4.2.4.2 `front_insert_iterator::operator=`** [lib.front.insert.iter.op=]

```
front_insert_iterator<Container>&
 operator=(const typename Container::value_type& value);
```

1 **Effects:** `container.push_front(value)`;

2 **Returns:** `*this`.

**24.4.2.4.3 `front_insert_iterator::operator*`** [lib.front.insert.iter.op\*]

```
front_insert_iterator<Container>& operator*();
```

1 **Returns:** `*this`.

**24.4.2.4.4 `front_insert_iterator::operator++`** [lib.front.insert.iter.op++]

```
front_insert_iterator<Container>& operator++();
front_insert_iterator<Container> operator++(int);
```

1 **Returns:** `*this`.

**24.4.2.4.5 `front_inserter`** [lib.front.inserter]

```
template <class Container>
 front_insert_iterator<Container> front_inserter(Container& x);
```

1 **Returns:** `front_insert_iterator<Container>(x)`.

**24.4.2.5 Template class `insert_iterator`** [lib.insert.iterator]

```

namespace std {
 template <class Container>
 class insert_iterator : public iterator<output_iterator_tag, void, void, void, void> {
 protected:
 Container& container;
 typename Container::iterator iter;

```

```

public:
 typedef Container container_type;
 insert_iterator(Container& x, typename Container::iterator i);
 insert_iterator<Container>&
 operator=(const typename Container::value_type& value);

 insert_iterator<Container>& operator*();
 insert_iterator<Container>& operator++();
 insert_iterator<Container>& operator++(int);
};

template <class Container, class Iterator>
 insert_iterator<Container> inserter(Container& x, Iterator i);
}

```

#### 24.4.2.6 `insert_iterator` operations [lib.insert.iter.ops]

##### 24.4.2.6.1 `insert_iterator` constructor [lib.insert.iter.cons]

```
insert_iterator(Container& x, typename Container::iterator i);
```

1 **Effects:** Initializes container with *x* and iter with *i*.

##### 24.4.2.6.2 `insert_iterator::operator=` [lib.insert.iter.op=]

```
insert_iterator<Container>&
 operator=(const typename Container::value_type& value);
```

1 **Effects:**

```
 iter = container.insert(iter, value);
 ++iter;
```

2 **Returns:** *\*this*.

##### 24.4.2.6.3 `insert_iterator::operator*` [lib.insert.iter.op\*]

```
insert_iterator<Container>& operator*();
```

1 **Returns:** *\*this*.

##### 24.4.2.6.4 `insert_iterator::operator++` [lib.insert.iter.op++]

```
insert_iterator<Container>& operator++();
insert_iterator<Container>& operator++(int);
```

1 **Returns:** *\*this*.

##### 24.4.2.6.5 `inserter` [lib.inserter]

```
template <class Container, class Inserter>
 insert_iterator<Container> inserter(Container& x, Inserter i);
```

1 **Returns:** `insert_iterator<Container>(x,typename Container::iterator(i))`.

#### 24.5 Stream iterators [lib.stream.iterators]

1 To make it possible for algorithmic templates to work directly with input/output streams, appropriate iterator-like template classes are provided.

2 *[Example:*



```
partial_sum_copy(istream_iterator<double, char>(cin),
 istream_iterator<double, char>(),
 ostream_iterator<double, char>(cout, "\n"));
```

reads a file containing floating point numbers from `cin`, and prints the partial sums onto `cout`. —*end example*]

### 24.5.1 Template class `istream_iterator`

[`lib.istream.iterator`]

- 1 `istream_iterator` reads (using `operator>>`) successive elements from the input stream for which it was constructed. After it is constructed, and every time `++` is used, the iterator reads and stores a value of `T`. If the end of stream is reached (`operator void*()` on the stream returns `false`), the iterator becomes equal to the *end-of-stream* iterator value. The constructor with no arguments `istream_iterator()` always constructs an end of stream input iterator object, which is the only legitimate iterator to be used for the end condition. The result of `operator*` on an end of stream is not defined. For any other iterator value a `const T&` is returned. The result of `operator->` on an end of stream is not defined. For any other iterator value a `const T*` is returned. It is impossible to store things into `istream` iterators. The main peculiarity of the `istream` iterators is the fact that `++` operators are not equality preserving, that is, `i == j` does not guarantee at all that `++i == ++j`. Every time `++` is used a new value is read.
- 2 The practical consequence of this fact is that `istream` iterators can be used only for one-pass algorithms, which actually makes perfect sense, since for multi-pass algorithms it is always more appropriate to use in-memory data structures. Two end-of-stream iterators are always equal. An end-of-stream iterator is not equal to a non-end-of-stream iterator. Two non-end-of-stream iterators are equal when they are constructed from the same stream.

```
namespace std {
 template <class T, class charT, class traits = char_traits<charT>,
 class Distance = ptrdiff_t>
 class istream_iterator : public iterator<input_iterator_tag,T,Distance,const T*, const T&> {
 public:
 typedef charT char_type;
 typedef traits traits_type;
 typedef basic_istream<charT,traits> istream_type;
 istream_iterator();
 istream_iterator(istream_type& s);
 istream_iterator(const istream_iterator<T,charT,traits,Distance>& x);
 ~istream_iterator();

 const T& operator*() const;
 const T* operator->() const;
 istream_iterator<T,charT,traits,Distance>& operator++();
 istream_iterator<T,charT,traits,Distance> operator++(int);
 private:
 basic_istream<charT,traits>* in_stream; exposition only
 T value; exposition only
 };

 template <class T, class charT, class traits, class Distance>
 bool operator==(const istream_iterator<T,charT,traits,Distance>& x,
 const istream_iterator<T,charT,traits,Distance>& y);
 template <class T, class charT, class traits, class Distance>
 bool operator!=(const istream_iterator<T,charT,traits,Distance>& x,
 const istream_iterator<T,charT,traits,Distance>& y);
}
```

**24.5.1.1 istream\_iterator constructors and destructor****[lib.istream.iterator.cons]**

istream\_iterator();

1 **Effects:** Constructs the end-of-stream iterator.

istream\_iterator(istream\_type&amp; s);

2 **Effects:** Initializes *in\_stream* with *s*. *value* may be initialized during construction or the first time it is referenced.

istream\_iterator(const istream\_iterator&lt;T,charT,traits,Distance&gt;&amp; x);

3 **Effects:** Constructs a copy of *s*.

~istream\_iterator();

4 **Effects:** The iterator is destroyed.**24.5.1.2 istream\_iterator operations****[lib.istream.iterator.ops]**

const T&amp; operator\*() const;

1 **Returns:** *value*

const T\* operator-&gt;() const;

2 **Returns:** &(operator\*())

istream\_iterator&lt;T,charT,traits,Distance&gt;&amp; operator++();

3 **Effects:** *\*in\_stream >> value*4 **Returns:** *\*this*

istream\_iterator&lt;T,charT,traits,Distance&gt;&amp; operator++(int);

5 **Effects:**

istream\_iterator&lt;T,charT,traits,Distance&gt; tmp = \*this;

*\*in\_stream >> value*;

return (tmp);

```
template <class T, class charT, class traits, class Distance>
 bool operator==(const istream_iterator<T,charT,traits,Distance> &x,
 const istream_iterator<T,charT,traits,Distance> &y);
```

6 **Returns:** (*x.in\_stream == y.in\_stream*)**24.5.2 Template class ostream\_iterator****[lib.ostream.iterator]**

1 ostream\_iterator writes (using operator<<) successive elements onto the output stream from which it was constructed. If it was constructed with char\* as a constructor argument, this string, called a *delimiter string*, is written to the stream after every T is written. It is not possible to get a value out of the output iterator. Its only use is as an output iterator in situations like

```
while (first != last) *result++ = *first++;
```

2 ostream\_iterator is defined as:

Template class `ostream_iterator`

```

namespace std {
 template <class T, class charT, class traits = char_traits<charT> >
 class ostream_iterator : public iterator<output_iterator_tag,void,void,void,void> {
 public:
 typedef charT char_type;
 typedef traits traits_type;
 typedef basic_ostream<charT,traits> ostream_type;
 ostream_iterator(ostream_type& s);
 ostream_iterator(ostream_type& s, const charT* delimiter);
 ostream_iterator(const ostream_iterator<T,charT,traits>& x);
 ~ostream_iterator();
 ostream_iterator<T,charT,traits>& operator=(const T& value);

 ostream_iterator<T,charT,traits>& operator*();
 ostream_iterator<T,charT,traits>& operator++();
 ostream_iterator<T,charT,traits>& operator++(int);
 private:
 basic_ostream<charT,traits>* out_stream;q exposition only
 const char* delim; exposition only
 };

```

24.5.2.1 `ostream_iterator` constructors and destructor

[lib.ostream.iterator.cons.des]

```
ostream_iterator(ostream_type& s);
```

- 1 **Effects:** Initializes *out\_stream* with *s* and *delim* with null.

```
ostream_iterator(ostream_type& s, const charT* delimiter);
```

- 2 **Effects:** Initializes *out\_stream* with *s* and *delim* with *delimiter*.

```
ostream_iterator(const ostream_iterator& x);
```

- 3 **Effects:** Constructs a copy of *x*.

```
~ostream_iterator();
```

- 4 **Effects:** The iterator is destroyed.

24.5.2.2 `ostream_iterator` operations

[lib.ostream.iterator.ops]

```
ostream_iterator& operator=(const T& value);
```

- 1 **Effects:**

```
*out_stream << value;
if(delim != 0) *out_stream << delim;
return (*this);
```

```
ostream_iterator& operator*();
```

- 2 **Returns:** *\*this*

```
ostream_iterator& operator++();
ostream_iterator& operator++(int);
```

- 3 **Returns:** *\*this*

24.5.3 Template class `istreambuf_iterator`

[lib.istreambuf.iterator]

```

namespace std {
 template<class charT, class traits = char_traits<charT> >
 class istreambuf_iterator
 : public iterator<input_iterator_tag, charT, typename traits::off_type, charT*, charT&> {
 public:
 typedef charT char_type;
 typedef traits traits_type;
 typedef typename traits::int_type int_type;
 typedef basic_streambuf<charT,traits> streambuf_type;
 typedef basic_istream<charT,traits> istream_type;

 class proxy; // exposition only

 public:
 istreambuf_iterator() throw();
 istreambuf_iterator(istream_type& s) throw();
 istreambuf_iterator(streambuf_type* s) throw();
 istreambuf_iterator(const proxy& p) throw();
 charT operator*() const;
 istreambuf_iterator<charT,traits>& operator++();
 proxy operator++(int);
 bool equal(istreambuf_iterator& b);
 private:
 streambuf_type* sbuf_; exposition only
 };

 template <class charT, class traits>
 bool operator==(const istreambuf_iterator<charT,traits>& a,
 const istreambuf_iterator<charT,traits>& b);

 template <class charT, class traits>
 bool operator!=(const istreambuf_iterator<charT,traits>& a,
 const istreambuf_iterator<charT,traits>& b);
}

```

- 1 The template class `istreambuf_iterator` reads successive *characters* from the streambuf for which it was constructed. `operator*` provides access to the current input character, if any. Each time `operator++` is evaluated, the iterator advances to the next input character. If the end of stream is reached (`streambuf_type::sgetc()` returns `traits::eof()`), the iterator becomes equal to the *end of stream* iterator value. The default constructor `istreambuf_iterator()` and the constructor `istreambuf_iterator(0)` both construct an end of stream iterator object suitable for use as an end-of-range.
- 2 The result of `operator*()` on an end of stream is undefined. For any other iterator value a `char_type` value is returned. It is impossible to assign a character via an input iterator.
- 3 Note that in the input iterators, ++ operators are not *equality preserving*, that is, `i == j` does not guarantee at all that `++i == ++j`. Every time ++ is evaluated a new value is used.
- 4 The practical consequence of this fact is that an `istreambuf_iterator` object can be used only for *one-pass algorithms*. Two end of stream iterators are always equal. An end of stream iterator is not equal to a non-end of stream iterator.

#### 24.5.3.1 Template class `istreambuf_iterator::proxy`

`[lib.istreambuf.iterator::proxy]`

**Template class `istreambuf_iterator::proxy`**

```

namespace std {
 template <class charT, class traits = char_traits<charT> >
 class istreambuf_iterator<charT, traits>::proxy {
 charT keep_;
 basic_streambuf<charT,traits>* sbuf_;
 proxy(charT c,
 basic_streambuf<charT,traits>* sbuf);
 : keep_(c), sbuf_(sbuf) {}
 public:
 charT operator*() { return keep_; }
 };
}

```

- 1 Class `istreambuf_iterator<charT,traits>::proxy` is for exposition only. An implementation is permitted to provide equivalent functionality without providing a class with this name. Class `istreambuf_iterator<charT,traits>::proxy` provides a temporary placeholder as the return value of the post-increment operator (`operator++`). It keeps the character pointed to by the previous value of the iterator for some possible future access to get the character.

**24.5.3.2 `istreambuf_iterator` constructors****[lib.istreambuf.iterator.cons]**

```
istreambuf_iterator() throw();
```

- 1 **Effects:** Constructs the end-of-stream iterator.

```
istreambuf_iterator(basic_istream<charT,traits>& s) throw();
istreambuf_iterator(basic_streambuf<charT,traits>* s) throw();
```

- 2 **Effects:** Constructs an `istreambuf_iterator<>` that uses the `basic_streambuf<>` object `*(s.rdbuf())`, or `*s`, respectively. Constructs an end-of-stream iterator if `s.rdbuf()` is null.

```
istreambuf_iterator(const proxy& p) throw();
```

- 3 **Effects:** Constructs a `istreambuf_iterator<>` that uses the `basic_streambuf<>` object pointed to by the proxy object's constructor argument `p`.

**24.5.3.3 `istreambuf_iterator::operator*`****[lib.istreambuf.iterator::op\*]**

```
charT operator*() const
```

- 1 **Returns:** The character obtained via the `streambuf` member `sbuf_->sgetc()`.

**24.5.3.4 `istreambuf_iterator::operator++`****[lib.istreambuf.iterator::op++]**

```
istreambuf_iterator<charT,traits>&
 istreambuf_iterator<charT,traits>::operator++();
```

- 1 **Effects:** `sbuf_->sbumpc()`.

- 2 **Returns:** `*this`.

```
proxy istreambuf_iterator<charT,traits>::operator++(int);
```

- 3 **Returns:** `proxy(sbuf_->sbumpc(), sbuf_)`.

```
istreambuf_iterator<charT,traits> tmp = *this;
sbuf_->sbumpc();
return(tmp);
```

`istreambuf_iterator::equal`**24.5.3.5 `istreambuf_iterator::equal`****[lib.istreambuf.iterator::equal]**

```
bool equal(istreambuf_iterator<charT,traits>& b);
```

- 1 **Returns:** true if and only if both iterators are at end-of-stream, or neither is at end-of-stream, regardless of what streambuf object they use.

**24.5.3.6 `operator==`****[lib.istreambuf.iterator::op==]**

```
template <class charT, class traits>
 bool operator==(const istreambuf_iterator<charT,traits>& a,
 const istreambuf_iterator<charT,traits>& b);
```

- 1 **Returns:** `a.equal(b)`.

**24.5.3.7 `operator!=`****[lib.istreambuf.iterator::op!=]**

```
template <class charT, class traits>
 bool operator!=(const istreambuf_iterator<charT,traits>& a,
 const istreambuf_iterator<charT,traits>& b);
```

- 1 **Returns:** `!a.equal(b)`.

**24.5.4 Template class `ostreambuf_iterator`****[lib.ostreambuf.iterator]**

```
namespace std {
 template <class charT, class traits = char_traits<charT> >
 class ostreambuf_iterator : iterator<output_iterator_tag,void,void,void,void>{
 public:
 typedef charT char_type;
 typedef traits traits_type;
 typedef basic_streambuf<charT,traits> streambuf_type;
 typedef basic_ostream<charT,traits> ostream_type;

 public:
 ostreambuf_iterator(ostream_type& s) throw();
 ostreambuf_iterator(streambuf_type* s) throw();
 ostreambuf_iterator& operator=(charT c);

 ostreambuf_iterator& operator*();
 ostreambuf_iterator& operator++();
 ostreambuf_iterator& operator++(int);
 bool failed() const throw();

 private:
 streambuf_type* sbuf_; exposition only
 };
```

- 1 The template class `ostreambuf_iterator` writes successive *characters* onto the output stream from which it was constructed. It is not possible to get a character value out of the output iterator.

**24.5.4.1 `ostreambuf_iterator` constructors****[lib.ostreambuf.iter.cons]**

```
ostreambuf_iterator(ostream_type& s) throw();
```

- 1 **Requires:** `s` is not null.

- 2 **Effects:** : `sbuf_(s.rdbuf()) {}`

```
ostreambuf_iterator(streambuf_type* s) throw();
```

- 3 **Effects:** : `sbuf_(s) {}`

## ostreambuf\_iterator operations

## 24.5.4.2 ostreambuf\_iterator operations

[lib.ostreambuf.iter.ops]

```
ostreambuf_iterator<charT,traits>&
operator=(charT c);
```

1 **Effects:** If failed() yields false, calls *sbuf*\_->sputc(c); otherwise has no effect.

2 **Returns:** \*this.

```
ostreambuf_iterator<charT,traits>& operator*();
```

3 **Returns:** \*this.

```
ostreambuf_iterator<charT,traits>& operator++();
ostreambuf_iterator<charT,traits>& operator++(int);
```

4 **Returns:** \*this.

```
bool failed() const throw();
```

5 **Returns:** true if in any prior use of member operator=, the call to *sbuf*\_->sputc() returned traits::eof(); or false otherwise.





- 1 This clause describes components that C++ programs may use to perform algorithmic operations on containers (23) and other sequences.
- 2 The following subclasses describe components for non-modifying sequence operation, modifying sequence operations, sorting and related operations, and algorithms from the ISO C library, as summarized in Table 78:

**Table 78—Algorithms library summary**

| Subclause                              | Header(s)    |
|----------------------------------------|--------------|
| 25.1 Non-modifying sequence operations |              |
| 25.2 Mutating sequence operations      | <algorithm>  |
| 25.3 Sorting and related operations    |              |
| 25.4 C library algorithms              | <cstdliblib> |

### Header <algorithm> synopsis

```
namespace std {
// subclause 25.1, non-modifying sequence operations:
 template<class InputIterator, class Function>
 Function for_each(InputIterator first, InputIterator last, Function f);
 template<class InputIterator, class T>
 InputIterator find(InputIterator first, InputIterator last, const T& value);
 template<class InputIterator, class Predicate>
 InputIterator find_if(InputIterator first, InputIterator last,
 Predicate pred);
 template<class ForwardIterator1, class ForwardIterator2>
 ForwardIterator1
 find_end(ForwardIterator1 first1, ForwardIterator1 last1,
 ForwardIterator2 first2, ForwardIterator2 last2);
 template<class ForwardIterator1, class ForwardIterator2,
 class BinaryPredicate>
 ForwardIterator1
 find_end(ForwardIterator1 first1, ForwardIterator1 last1,
 ForwardIterator2 first2, ForwardIterator2 last2,
 BinaryPredicate pred);
```

```

template<class ForwardIterator1, class ForwardIterator2>
 ForwardIterator1
 find_first_of(ForwardIterator1 first1, ForwardIterator1 last1,
 ForwardIterator2 first2, ForwardIterator2 last2);
template<class ForwardIterator1, class ForwardIterator2,
 class BinaryPredicate>
 ForwardIterator1
 find_first_of(ForwardIterator1 first1, ForwardIterator1 last1,
 ForwardIterator2 first2, ForwardIterator2 last2,
 BinaryPredicate pred);

template<class ForwardIterator>
 ForwardIterator adjacent_find(ForwardIterator first, ForwardIterator last);
template<class ForwardIterator, class BinaryPredicate>
 ForwardIterator adjacent_find(ForwardIterator first, ForwardIterator last,
 BinaryPredicate pred);

template<class InputIterator, class T>
 iterator_traits<InputIterator>::difference_type
 count(InputIterator first, InputIterator last, const T& value);
template<class InputIterator, class Predicate>
 iterator_traits<InputIterator>::difference_type
 count_if(InputIterator first, InputIterator last, Predicate pred);

template<class InputIterator1, class InputIterator2>
 pair<InputIterator1, InputIterator2>
 mismatch(InputIterator1 first1, InputIterator1 last1,
 InputIterator2 first2);
template<class InputIterator1, class InputIterator2, class BinaryPredicate>
 pair<InputIterator1, InputIterator2>
 mismatch(InputIterator1 first1, InputIterator1 last1,
 InputIterator2 first2, BinaryPredicate pred);

template<class InputIterator1, class InputIterator2>
 bool equal(InputIterator1 first1, InputIterator1 last1,
 InputIterator2 first2);
template<class InputIterator1, class InputIterator2, class BinaryPredicate>
 bool equal(InputIterator1 first1, InputIterator1 last1,
 InputIterator2 first2, BinaryPredicate pred);

template<class ForwardIterator1, class ForwardIterator2>
 ForwardIterator1 search(ForwardIterator1 first1, ForwardIterator1 last1,
 ForwardIterator2 first2, ForwardIterator2 last2);
template<class ForwardIterator1, class ForwardIterator2,
 class BinaryPredicate>
 ForwardIterator1 search(ForwardIterator1 first1, ForwardIterator1 last1,
 ForwardIterator2 first2, ForwardIterator2 last2,
 BinaryPredicate pred);
template<class ForwardIterator, class Size, class T>
 ForwardIterator search_n(ForwardIterator first, ForwardIterator last,
 Size count, const T& value);
template<class ForwardIterator, class Size, class T, class BinaryPredicate>
 ForwardIterator1 search_n(ForwardIterator first, ForwardIterator last,
 Size count, const T& value,
 BinaryPredicate pred);

```

```
// subclass 25.2, modifying sequence operations:
// 25.2.1, copy:
template<class InputIterator, class OutputIterator>
 OutputIterator copy(InputIterator first, InputIterator last,
 OutputIterator result);
template<class BidirectionalIterator1, class BidirectionalIterator2>
 BidirectionalIterator2
 copy_backward(BidirectionalIterator1 first, BidirectionalIterator1 last,
 BidirectionalIterator2 result);

// 25.2.2, swap:
template<class T> void swap(T& a, T& b);
template<class ForwardIterator1, class ForwardIterator2>
 ForwardIterator2 swap_ranges(ForwardIterator1 first1, ForwardIterator1 last1,
 ForwardIterator2 first2);
template<class ForwardIterator1, class ForwardIterator2>
 void iter_swap(ForwardIterator1 a, ForwardIterator2 b);

template<class InputIterator, class OutputIterator, class UnaryOperation>
 OutputIterator transform(InputIterator first, InputIterator last,
 OutputIterator result, UnaryOperation op);
template<class InputIterator1, class InputIterator2, class OutputIterator,
 class BinaryOperation>
 OutputIterator transform(InputIterator1 first1, InputIterator1 last1,
 InputIterator2 first2, OutputIterator result,
 BinaryOperation binary_op);

template<class ForwardIterator, class T>
 void replace(ForwardIterator first, ForwardIterator last,
 const T& old_value, const T& new_value);
template<class ForwardIterator, class Predicate, class T>
 void replace_if(ForwardIterator first, ForwardIterator last,
 Predicate pred, const T& new_value);
template<class InputIterator, class OutputIterator, class T>
 OutputIterator replace_copy(InputIterator first, InputIterator last,
 OutputIterator result,
 const T& old_value, const T& new_value);
template<class Iterator, class OutputIterator, class Predicate, class T>
 OutputIterator replace_copy_if(Iterator first, Iterator last,
 OutputIterator result,
 Predicate pred, const T& new_value);

template<class ForwardIterator, class T>
 void fill(ForwardIterator first, ForwardIterator last, const T& value);
template<class OutputIterator, class Size, class T>
 void fill_n(OutputIterator first, Size n, const T& value);

template<class ForwardIterator, class Generator>
 void generate(ForwardIterator first, ForwardIterator last, Generator gen);
template<class OutputIterator, class Size, class Generator>
 void generate_n(OutputIterator first, Size n, Generator gen);
```





```

template<class ForwardIterator, class T>
 pair<ForwardIterator, ForwardIterator>
 equal_range(ForwardIterator first, ForwardIterator last, const T& value);
template<class ForwardIterator, class T, class Compare>
 pair<ForwardIterator, ForwardIterator>
 equal_range(ForwardIterator first, ForwardIterator last, const T& value,
 Compare comp);

template<class ForwardIterator, class T>
 bool binary_search(ForwardIterator first, ForwardIterator last,
 const T& value);
template<class ForwardIterator, class T, class Compare>
 bool binary_search(ForwardIterator first, ForwardIterator last,
 const T& value, Compare comp);

// 25.3.4, merge:
template<class InputIterator1, class InputIterator2, class OutputIterator>
 OutputIterator merge(InputIterator1 first1, InputIterator1 last1,
 InputIterator2 first2, InputIterator2 last2,
 OutputIterator result);
template<class InputIterator1, class InputIterator2, class OutputIterator,
 class Compare>
 OutputIterator merge(InputIterator1 first1, InputIterator1 last1,
 InputIterator2 first2, InputIterator2 last2,
 OutputIterator result, Compare comp);

template<class BidirectionalIterator>
 void inplace_merge(BidirectionalIterator first,
 BidirectionalIterator middle,
 BidirectionalIterator last);
template<class BidirectionalIterator, class Compare>
 void inplace_merge(BidirectionalIterator first,
 BidirectionalIterator middle,
 BidirectionalIterator last, Compare comp);

// 25.3.5, set operations:
template<class InputIterator1, class InputIterator2>
 bool includes(InputIterator1 first1, InputIterator1 last1,
 InputIterator2 first2, InputIterator2 last2);
template<class InputIterator1, class InputIterator2, class Compare>
 bool includes(InputIterator1 first1, InputIterator1 last1,
 InputIterator2 first2, InputIterator2 last2, Compare comp);

template<class InputIterator1, class InputIterator2, class OutputIterator>
 OutputIterator set_union(InputIterator1 first1, InputIterator1 last1,
 InputIterator2 first2, InputIterator2 last2,
 OutputIterator result);
template<class InputIterator1, class InputIterator2, class OutputIterator,
 class Compare>
 OutputIterator set_union(InputIterator1 first1, InputIterator1 last1,
 InputIterator2 first2, InputIterator2 last2,
 OutputIterator result, Compare comp);

```

```

template<class InputIterator1, class InputIterator2, class OutputIterator>
 OutputIterator set_intersection(InputIterator1 first1, InputIterator1 last1,
 InputIterator2 first2, InputIterator2 last2,
 OutputIterator result);
template<class InputIterator1, class InputIterator2, class OutputIterator,
 class Compare>
 OutputIterator set_intersection(InputIterator1 first1, InputIterator1 last1,
 InputIterator2 first2, InputIterator2 last2,
 OutputIterator result, Compare comp);

template<class InputIterator1, class InputIterator2, class OutputIterator>
 OutputIterator set_difference(InputIterator1 first1, InputIterator1 last1,
 InputIterator2 first2, InputIterator2 last2,
 OutputIterator result);
template<class InputIterator1, class InputIterator2, class OutputIterator,
 class Compare>
 OutputIterator set_difference(InputIterator1 first1, InputIterator1 last1,
 InputIterator2 first2, InputIterator2 last2,
 OutputIterator result, Compare comp);

template<class InputIterator1, class InputIterator2, class OutputIterator>
 OutputIterator
 set_symmetric_difference(InputIterator1 first1, InputIterator1 last1,
 InputIterator2 first2, InputIterator2 last2,
 OutputIterator result);
template<class InputIterator1, class InputIterator2, class OutputIterator,
 class Compare>
 OutputIterator
 set_symmetric_difference(InputIterator1 first1, InputIterator1 last1,
 InputIterator2 first2, InputIterator2 last2,
 OutputIterator result, Compare comp);

// 25.3.6, heap operations:
template<class RandomAccessIterator>
 void push_heap(RandomAccessIterator first, RandomAccessIterator last);
template<class RandomAccessIterator, class Compare>
 void push_heap(RandomAccessIterator first, RandomAccessIterator last,
 Compare comp);

template<class RandomAccessIterator>
 void pop_heap(RandomAccessIterator first, RandomAccessIterator last);
template<class RandomAccessIterator, class Compare>
 void pop_heap(RandomAccessIterator first, RandomAccessIterator last,
 Compare comp);

template<class RandomAccessIterator>
 void make_heap(RandomAccessIterator first, RandomAccessIterator last);
template<class RandomAccessIterator, class Compare>
 void make_heap(RandomAccessIterator first, RandomAccessIterator last,
 Compare comp);

template<class RandomAccessIterator>
 void sort_heap(RandomAccessIterator first, RandomAccessIterator last);
template<class RandomAccessIterator, class Compare>
 void sort_heap(RandomAccessIterator first, RandomAccessIterator last,
 Compare comp);

```

```

// 25.3.7, minimum and maximum:
template<class T> const T& min(const T& a, const T& b);
template<class T, class Compare>
 const T& min(const T& a, const T& b, Compare comp);
template<class T> const T& max(const T& a, const T& b);
template<class T, class Compare>
 const T& max(const T& a, const T& b, Compare comp);

template<class ForwardIterator>
 ForwardIterator min_element(ForwardIterator first, ForwardIterator last);
template<class ForwardIterator, class Compare>
 ForwardIterator min_element(ForwardIterator first, ForwardIterator last,
 Compare comp);
template<class ForwardIterator>
 ForwardIterator max_element(ForwardIterator first, ForwardIterator last);
template<class ForwardIterator, class Compare>
 ForwardIterator max_element(ForwardIterator first, ForwardIterator last,
 Compare comp);

template<class InputIterator1, class InputIterator2>
 bool lexicographical_compare(InputIterator1 first1, InputIterator1 last1,
 InputIterator2 first2, InputIterator2 last2);
template<class InputIterator1, class InputIterator2, class Compare>
 bool lexicographical_compare(InputIterator1 first1, InputIterator1 last1,
 InputIterator2 first2, InputIterator2 last2,
 Compare comp);

// 25.3.9, permutations
template<class BidirectionalIterator>
 bool next_permutation(BidirectionalIterator first,
 BidirectionalIterator last);
template<class BidirectionalIterator, class Compare>
 bool next_permutation(BidirectionalIterator first,
 BidirectionalIterator last, Compare comp);
template<class BidirectionalIterator>
 bool prev_permutation(BidirectionalIterator first,
 BidirectionalIterator last);
template<class BidirectionalIterator, class Compare>
 bool prev_permutation(BidirectionalIterator first,
 BidirectionalIterator last, Compare comp);
}

```

3 All of the algorithms are separated from the particular implementations of data structures and are parameterized by iterator types. Because of this, they can work with program-defined data structures, as long as these data structures have iterator types satisfying the assumptions on the algorithms.

4 Throughout this clause, the names of template parameters are used to express type requirements. If an algorithm's template parameter is `InputIterator`, `InputIterator1`, or `InputIterator2`, the actual template argument shall satisfy the requirements of an input iterator (24.1.1). If an algorithm's template parameter is `OutputIterator`, `OutputIterator1`, or `OutputIterator2`, the actual template argument shall satisfy the requirements of an output iterator (24.1.2). If an algorithm's template parameter is `ForwardIterator`, `ForwardIterator1`, or `ForwardIterator2`, the actual template argument shall satisfy the requirements of a forward iterator (24.1.3). If an algorithm's template parameter is `BidirectionalIterator`, `BidirectionalIterator1`, or `BidirectionalIterator2`, the actual template argument shall satisfy the requirements of a bidirectional iterator (24.1.4). If an algorithm's template parameter is `RandomAccessIterator`, `RandomAccessIterator1`, or `RandomAccessIterator2`, the actual template argument shall satisfy the requirements of a random-access iterator (24.1.5).



- 5 If an algorithms **Effects** section says that a value pointed to by any iterator passed as an argument is modified, then that algorithm has an additional type requirement: The type of that argument shall satisfy the requirements of a mutable iterator (24.1). [*Note*: this requirement does not affect arguments that are declared as `OutputIterator`, `OutputIterator1`, or `OutputIterator2`, because output iterators must always be mutable. —*end note*]
- 6 Both in-place and copying versions are provided for certain algorithms.<sup>235)</sup> When such a version is provided for *algorithm* it is called *algorithm\_copy*. Algorithms that take predicates end with the suffix `_if` (which follows the suffix `_copy`).
- 7 The `Predicate` parameter is used whenever an algorithm expects a function object that when applied to the result of dereferencing the corresponding iterator returns a value testable as `true`. In other words, if an algorithm takes `Predicate pred` as its argument and *first* as its iterator argument, it should work correctly in the construct `if (pred(*first)) {...}`. The function object `pred` is assumed not to apply any non-constant function through the dereferenced iterator. This function object may be a pointer to function, or an object of a type with an appropriate function call operator.
- 8 The `BinaryPredicate` parameter is used whenever an algorithm expects a function object that when applied to the result of dereferencing two corresponding iterators or to dereferencing an iterator and type `T` when `T` is part of the signature returns a value testable as `true`. In other words, if an algorithm takes `BinaryPredicate binary_pred` as its argument and *first1* and *first2* as its iterator arguments, it should work correctly in the construct `if (binary_pred(*first1, *first2)) {...}`. `BinaryPredicate` always takes the first iterator type as its first argument, that is, in those cases when `T value` is part of the signature, it should work correctly in the context of `if (binary_pred(*first, value)) {...}`. *binary\_pred* shall not apply any non-constant function through the dereferenced iterators.
- 9 In the description of the algorithms operators `+` and `-` are used for some of the iterator categories for which they do not have to be defined. In these cases the semantics of `a+n` is the same as that of

```
{ X tmp = a;
 advance(tmp, n);
 return tmp;
}
```

and that of `a-b` is the same as of

```
{ Distance n;
 distance(a, b, n);
 return n;
}
```

## 25.1 Non-modifying sequence operations

[lib.alg.nonmodifying]

### 25.1.1 For each

[lib.alg.foreach]

```
template<class InputIterator, class Function>
 Function for_each(InputIterator first, InputIterator last, Function f);
```

- 1 **Effects:** Applies *f* to the result of dereferencing every iterator in the range [*first*, *last*), starting from *first* and proceeding to *last* - 1.
- 2 **Requires:** *f* shall not apply any non-constant function through the dereferenced iterator.
- 3 **Returns:** *f*.

<sup>235)</sup> The decision whether to include a copying version was usually based on complexity considerations. When the cost of doing the operation dominates the cost of copy, the copying version is not included. For example, `sort_copy` is not included since the cost of sorting is much more significant, and users might as well do `copy` followed by `sort`.

- 4 **Complexity:** Applies  $f$  exactly  $last - first$  times.  
 5 **Notes:** If  $f$  returns a result, the result is ignored.

**25.1.2 Find****[lib.alg.find]**

```
template<class InputIterator, class T>
 InputIterator find(InputIterator first, InputIterator last,
 const T& value);

template<class InputIterator, class Predicate>
 InputIterator find_if(InputIterator first, InputIterator last,
 Predicate pred);
```

- 1 **Requires:** Type  $T$  is EqualityComparable (20.1.1).  
 2 **Returns:** The first iterator  $i$  in the range  $[first, last)$  for which the following corresponding conditions hold:  $*i == value$ ,  $pred(*i) != false$ . Returns  $last$  if no such iterator is found.  
 3 **Complexity:** At most  $last - first$  applications of the corresponding predicate.

**25.1.3 Find End****[lib.alg.find.end]**

```
template<class ForwardIterator1, class ForwardIterator2>
 ForwardIterator1
 find_end(ForwardIterator1 first1, ForwardIterator1 last1,
 ForwardIterator2 first2, ForwardIterator2 last2);

template<class ForwardIterator1, class ForwardIterator2,
 class BinaryPredicate>
 ForwardIterator1
 find_end(ForwardIterator1 first1, ForwardIterator1 last1,
 ForwardIterator2 first2, ForwardIterator2 last2,
 BinaryPredicate pred);
```

- 1 **Effects:** Finds a subsequence of equal values in a sequence.  
 2 **Returns:** The last iterator  $i$  in the range  $[first1, last1 - (last2 - first2))$  such that for any non-negative integer  $n < (last2 - first2)$ , the following corresponding conditions hold:  $*(i+n) == *(first2+n)$ ,  $pred(*(i+n), *(first2+n)) != false$ . Returns  $last1$  if no such iterator is found.  
 3 **Complexity:** At most  $(last2 - first2) * (last1 - first1 - (last2 - first2) + 1)$  applications of the corresponding predicate.

**25.1.4 Find First****[lib.alg.find.first.of]**

```
template<class ForwardIterator1, class ForwardIterator2>
 ForwardIterator1
 find_first_of(ForwardIterator1 first1, ForwardIterator1 last1,
 ForwardIterator2 first2, ForwardIterator2 last2);

template<class ForwardIterator1, class ForwardIterator2,
 class BinaryPredicate>
 ForwardIterator1
 find_first_of(ForwardIterator1 first1, ForwardIterator1 last1,
 ForwardIterator2 first2, ForwardIterator2 last2,
 BinaryPredicate pred);
```

- 1 **Effects:** Finds an element that matches one of a set of values.  
 2 **Returns:** The first iterator  $i$  in the range  $[first1, last1)$  such that for some integer  $j$  in the range  $[first2, last2)$  the following conditions hold:  $*i == *j$ ,  $pred(*i, *j) != false$ . Returns  $last1$  if no such iterator is found.  
 3 **Complexity:** At most  $(last1 - first1) * (last2 - first2)$  applications of the corresponding predicate.

**25.1.5 Adjacent find****[lib.alg.adjacent.find]**

```
template<class ForwardIterator>
 ForwardIterator adjacent_find(ForwardIterator first, ForwardIterator last);

template<class ForwardIterator, class BinaryPredicate>
 ForwardIterator adjacent_find(ForwardIterator first, ForwardIterator last,
 BinaryPredicate pred);
```

1 **Returns:** The first iterator  $i$  such that both  $i$  and  $i + 1$  are in the range  $[first, last)$  for which the following corresponding conditions hold:  $*i == *(i + 1)$ ,  $pred(*i, *(i + 1)) != false$ . Returns  $last$  if no such iterator is found.

2 **Complexity:** Exactly  $find(first, last, value) - first$  applications of the corresponding predicate.

**25.1.6 Count****[lib.alg.count]**

```
template<class InputIterator, class T>
 iterator_traits<InputIterator>::difference_type
 count(InputIterator first, InputIterator last, const T& value);

template<class InputIterator, class Predicate>
 iterator_traits<InputIterator>::difference_type
 count_if(InputIterator first, InputIterator last, Predicate pred);
```

1 **Requires:** Type  $T$  is EqualityComparable (20.1.1).

2 **Effects:** Returns the number of iterators  $i$  in the range  $[first, last)$  for which the following corresponding conditions hold:  $*i == value$ ,  $pred(*i) != false$ .

3 **Complexity:** Exactly  $last - first$  applications of the corresponding predicate.

**25.1.7 Mismatch****[lib.mismatch]**

```
template<class InputIterator1, class InputIterator2>
 pair<InputIterator1, InputIterator2>
 mismatch(InputIterator1 first1, InputIterator1 last1,
 InputIterator2 first2);

template<class InputIterator1, class InputIterator2,
 class BinaryPredicate>
 pair<InputIterator1, InputIterator2>
 mismatch(InputIterator1 first1, InputIterator1 last1,
 InputIterator2 first2, BinaryPredicate pred);
```

1 **Returns:** A pair of iterators  $i$  and  $j$  such that  $j == first2 + (i - first1)$  and  $i$  is the first iterator in the range  $[first1, last1)$  for which the following corresponding conditions hold:

$!(*i == *(first2 + (i - first1))), pred(*i, *(first2 + (i - first1))) == false$

Returns the pair  $last1$  and  $first2 + (last1 - first1)$  if such an iterator  $i$  is not found.

2 **Complexity:** At most  $last1 - first1$  applications of the corresponding predicate.

**25.1.8 Equal****[lib.alg.equal]**

```
template<class InputIterator1, class InputIterator2>
 bool equal(InputIterator1 first1, InputIterator1 last1,
 InputIterator2 first2);

template<class InputIterator1, class InputIterator2,
 class BinaryPredicate>
 bool equal(InputIterator1 first1, InputIterator1 last1,
 InputIterator2 first2, BinaryPredicate pred);
```

- 1 **Returns:** true if for every iterator  $i$  in the range  $[first1, last1)$  the following corresponding conditions hold:  $*i == *(first2 + (i - first1))$ ,  $pred(*i, *(first2 + (i - first1))) != false$ . Otherwise, returns false.
- 2 **Complexity:** At most  $last1 - first1$  applications of the corresponding predicate.

**25.1.9 Search****[lib.alg.search]**

```
template<class ForwardIterator1, class ForwardIterator2>
 ForwardIterator1
 search(ForwardIterator1 first1, ForwardIterator1 last1,
 ForwardIterator2 first2, ForwardIterator2 last2);

template<class ForwardIterator1, class ForwardIterator2,
 class BinaryPredicate>
 ForwardIterator1
 search(ForwardIterator1 first1, ForwardIterator1 last1,
 ForwardIterator2 first2, ForwardIterator2 last2,
 BinaryPredicate pred);
```

- 1 **Effects:** Finds a subsequence of equal values in a sequence.
- 2 **Returns:** The first iterator  $i$  in the range  $[first1, last1 - (last2 - first2))$  such that for any non-negative integer  $n$  less than  $last2 - first2$  the following corresponding conditions hold:  $*(i + n) == *(first2 + n)$ ,  $pred(*(i + n), *(first2 + n)) != false$ . Returns  $last1$  if no such iterator is found.
- 3 **Complexity:** At most  $(last1 - first1) * (last2 - first2)$  applications of the corresponding predicate.

```
template<class ForwardIterator, class Size, class T>
 ForwardIterator
 search_n(ForwardIterator first, ForwardIterator last, Size count,
 const T& value);

template<class ForwardIterator, class Size, class T,
 class BinaryPredicate>
 ForwardIterator
 search_n(ForwardIterator first, ForwardIterator last, Size count,
 const T& value, BinaryPredicate pred);
```

- 4 **Requires:** Type  $T$  is EqualityComparable (20.1.1), type  $Size$  is convertible to integral type (4.7, 12.3).
- 5 **Effects:** Finds a subsequence of equal values in a sequence.
- 6 **Returns:** The first iterator  $i$  in the range  $[first, last - count)$  such that for any non-negative integer  $n$  less than  $count$  the following corresponding conditions hold:  $*(i + n) == value$ ,  $pred(*(i + n), value) != false$ . Returns  $last$  if no such iterator is found.
- 7 **Complexity:** At most  $(last1 - first1) * count$  applications of the corresponding predicate.

**25.2 Mutating sequence operations****[lib.alg.modifying.operations]****25.2.1 Copy****[lib.alg.copy]**

```
template<class InputIterator, class OutputIterator>
 OutputIterator copy(InputIterator first, InputIterator last,
 OutputIterator result);
```

- 1 **Effects:** Copies elements in the range  $[first, last)$  into the range  $[result, result + (last - first))$  starting from  $first$  and proceeding to  $last$ . For each non-negative integer  $n < (last - first)$ , performs  $*(result + n) = *(first + n)$ .
- 2 **Returns:**  $result + (last - first)$ .
- 3 **Requires:**  $result$  shall not be in the range  $[first, last)$ .

4 **Complexity:** Exactly  $last - first$  assignments.

```
template<class BidirectionalIterator1, class BidirectionalIterator2>
 BidirectionalIterator2
 copy_backward(BidirectionalIterator1 first,
 BidirectionalIterator1 last,
 BidirectionalIterator2 result);
```

5 **Effects:** Copies elements in the range  $[first, last)$  into the range  $[result - (last - first), result)$  starting from  $last - 1$  and proceeding to  $first$ .<sup>236)</sup> For each positive integer  $n \leq (last - first)$ , Performs  $*(result - n) = *(last - n)$ .

6 **Requires:**  $result$  shall not be in the range  $[first, last)$ .

7 **Returns:**  $result - (last - first)$ .

8 **Complexity:** Exactly  $last - first$  assignments.

### 25.2.2 Swap

[lib.alg.swap]

```
template<class T> void swap(T& a, T& b);
```

1 **Requires:** Type  $T$  is Assignable (23.1).

2 **Effects:** Exchanges values stored in two locations.

```
template<class ForwardIterator1, class ForwardIterator2>
 ForwardIterator2
 swap_ranges(ForwardIterator1 first1, ForwardIterator1 last1,
 ForwardIterator2 first2);
```

3 **Effects:** For each non-negative integer  $n < (last1 - first1)$  performs:  $swap(*(first1 + n), *(first2 + n))$ .

4 **Requires:** The two ranges  $[first1, last1)$  and  $[first2, first2 + (last1 - first1))$  shall not overlap.

5 **Returns:**  $first2 + (last1 - first1)$ .

6 **Complexity:** Exactly  $last1 - first1$  swaps.

```
template<class ForwardIterator1, class ForwardIterator2>
 void iter_swap(ForwardIterator1 a, ForwardIterator2 b);
```

7 **Effects:** Exchanges the values pointed to by the two iterators  $a$  and  $b$ .

### 25.2.3 Transform

[lib.alg.transform]

```
template<class InputIterator, class OutputIterator,
 class UnaryOperation>
 OutputIterator
 transform(InputIterator first, InputIterator last,
 OutputIterator result, UnaryOperation op);
```

```
template<class InputIterator1, class InputIterator2,
 class OutputIterator, class BinaryOperation>
 OutputIterator
 transform(InputIterator1 first1, InputIterator1 last1,
 InputIterator2 first2, OutputIterator result,
 BinaryOperation binary_op);
```

1 **Effects:** Assigns through every iterator  $i$  in the range  $[result, result + (last1 - first1))$  a new corresponding value equal to  $op(*(first1 + (i - result))$  or  $binary\_op(*(first1 + (i - result), *(first2 + (i - result)))$ .

<sup>236)</sup> `copy_backward` (`_lib.copy.backward_`) should be used instead of `copy` when  $last$  is in the range  $[result - (last - first), result)$ .

- 2 **Requires:** *op* and *binary\_op* shall not have any side effects.  
 3 **Returns:** *result* + (*last1* - *first1*).  
 4 **Complexity:** Exactly *last1* - *first1* applications of *op* or *binary\_op*  
 5 **Notes:** *result* may be equal to *first* in case of unary transform, or to *first1* or *first2* in case of binary transform.

**25.2.4 Replace****[lib.alg.replace]**

```
template<class ForwardIterator, class T>
 void replace(ForwardIterator first, ForwardIterator last,
 const T& old_value, const T& new_value);

template<class ForwardIterator, class Predicate, class T>
 void replace_if(ForwardIterator first, ForwardIterator last,
 Predicate pred, const T& new_value);
```

- 1 **Requires:** Type T is Assignable (23.1) (and, for `replace()`, EqualityComparable (20.1.1)).  
 2 **Effects:** Substitutes elements referred by the iterator *i* in the range [*first*, *last*) with *new\_value*,  
 when the following corresponding conditions hold: *\*i* == *old\_value*, *pred(\*i)* != false.  
 3 **Complexity:** Exactly *last* - *first* applications of the corresponding predicate.

```
template<class InputIterator, class OutputIterator, class T>
 OutputIterator
 replace_copy(InputIterator first, InputIterator last,
 OutputIterator result,
 const T& old_value, const T& new_value);

template<class Iterator, class OutputIterator, class Predicate, class T>
 OutputIterator
 replace_copy_if(Iterator first, Iterator last,
 OutputIterator result,
 Predicate pred, const T& new_value);
```

- 4 **Requires:** Type T is Assignable (23.1) (and, for `replace_copy()`, EqualityComparable (20.1.1)). The ranges [*first*, *last*) and [*result*, *result* + (*last* - *first*)) shall not overlap.  
 5 **Effects:** Assigns to every iterator *i* in the range [*result*, *result* + (*last* - *first*)) either *new\_value* or *\*(first + (i - result))* depending on whether the following corresponding conditions hold:  
*\*(first + (i - result))* == *old\_value*, *pred(\*(first + (i - result)))* != false.  
 6 **Returns:** *result* + (*last* - *first*).  
 7 **Complexity:** Exactly *last* - *first* applications of the corresponding predicate.

**25.2.5 Fill****[lib.alg.fill]**

```
template<class ForwardIterator, class T>
 void fill(ForwardIterator first, ForwardIterator last, const T& value);

template<class OutputIterator, class Size, class T>
 void fill_n(OutputIterator first, Size n, const T& value);
```

- 1 **Requires:** Type T is Assignable (23.1), Size is convertible to an integral type (4.7, 12.3).  
 2 **Effects:** Assigns value through all the iterators in the range [*first*, *last*) or [*first*, *first* + *n*).  
 3 **Complexity:** Exactly *last* - *first* (or *n*) assignments.

## 25.2.6 Generate

[lib.alg.generate]

```
template<class ForwardIterator, class Generator>
 void generate(ForwardIterator first, ForwardIterator last,
 Generator gen);

template<class OutputIterator, class Size, class Generator>
 void generate_n(OutputIterator first, Size n, Generator gen);
```

- 1 **Effects:** Invokes the function object *gen* and assigns the return value of *gen* though all the iterators in the range  $[first, last)$  or  $[first, first + n)$ .
- 2 **Requires:** *gen* takes no arguments, *Size* is convertible to an integral type (4.7, 12.3).
- 3 **Complexity:** Exactly  $last - first$  (or *n*) invocations of *gen* and assignments.

## 25.2.7 Remove

[lib.alg.remove]

```
template<class ForwardIterator, class T>
 ForwardIterator remove(ForwardIterator first, ForwardIterator last,
 const T& value);

template<class ForwardIterator, class Predicate>
 ForwardIterator remove_if(ForwardIterator first, ForwardIterator last,
 Predicate pred);
```

- 1 **Requires:** Type *T* is EqualityComparable (20.1.1).
- 2 **Effects:** Eliminates all the elements referred to by iterator *i* in the range  $[first, last)$  for which the following corresponding conditions hold:  $*i == value$ ,  $pred(*i) != false$ .
- 3 **Returns:** The end of the resulting range.
- 4 **Notes:** Stable: the relative order of the elements that are not removed is the same as their relative order in the original range.
- 5 **Complexity:** Exactly  $last - first$  applications of the corresponding predicate.

```
template<class InputIterator, class OutputIterator, class T>
 OutputIterator
 remove_copy(InputIterator first, InputIterator last,
 OutputIterator result, const T& value);

template<class InputIterator, class OutputIterator, class Predicate>
 OutputIterator
 remove_copy_if(InputIterator first, InputIterator last,
 OutputIterator result, Predicate pred);
```

- 6 **Requires:** Type *T* is EqualityComparable (20.1.1). The ranges  $[first, last)$  and  $[result, result + (last - first))$  shall not overlap.
- 7 **Effects:** Copies all the elements referred to by the iterator *i* in the range  $[first, last)$  for which the following corresponding conditions do not hold:  $*i == value$ ,  $pred(*i) != false$ .
- 8 **Returns:** The end of the resulting range.
- 9 **Complexity:** Exactly  $last - first$  applications of the corresponding predicate.
- 10 **Notes:** Stable: the relative order of the elements in the resulting range is the same as their relative order in the original range.

## 25.2.8 Unique

[lib.alg.unique]

```
template<class ForwardIterator>
 ForwardIterator unique(ForwardIterator first, ForwardIterator last);

template<class ForwardIterator, class BinaryPredicate>
 ForwardIterator unique(ForwardIterator first, ForwardIterator last,
 BinaryPredicate pred);
```

1 **Effects:** Eliminates all but the first element from every consecutive group of equal elements referred to by the iterator *i* in the range [*first*, *last*) for which the following corresponding conditions hold:  
 $*i == *(i - 1)$  or  $pred(*i, *(i - 1)) != false$

2 **Returns:** The end of the resulting range.

3 **Complexity:** If the range (*last* - *first*) is not empty, exactly (*last* - *first*) - 1 applications of the corresponding predicate, otherwise no applications of the predicate.

```
template<class InputIterator, class OutputIterator>
OutputIterator
unique_copy(InputIterator first, InputIterator last,
 OutputIterator result);

template<class InputIterator, class OutputIterator,
 class BinaryPredicate>
OutputIterator
unique_copy(InputIterator first, InputIterator last,
 OutputIterator result, BinaryPredicate pred);
```

4 **Requires:** The ranges [*first*, *last*) and [*result*, *result* + (*last* - *first*)) shall not overlap.

5 **Effects:** Copies only the first element from every consecutive group of equal elements referred to by the iterator *i* in the range [*first*, *last*) for which the following corresponding conditions hold:  $*i == *(i - 1)$  or  $pred(*i, *(i - 1)) != false$

6 **Returns:** The end of the resulting range.

7 **Complexity:** Exactly *last* - *first* applications of the corresponding predicate.

### 25.2.9 Reverse

[lib.alg.reverse]

```
template<class BidirectionalIterator>
void reverse(BidirectionalIterator first, BidirectionalIterator last);
```

1 **Effects:** For each non-negative integer  $i \leq (last - first)/2$ , applies swap to all pairs of iterators *first* + *i*, (*last* - *i*) - 1.

2 **Complexity:** Exactly (*last* - *first*)/2 swaps.

```
template<class BidirectionalIterator, class OutputIterator>
OutputIterator
reverse_copy(BidirectionalIterator first,
 BidirectionalIterator last, OutputIterator result);
```

3 **Effects:** Copies the range [*first*, *last*) to the range [*result*, *result* + (*last* - *first*)) such that for any non-negative integer  $i < (last - first)$  the following assignment takes place:

$$*(result + (last - first) - i) = *(first + i)$$

4 **Requires:** The ranges [*first*, *last*) and [*result*, *result* + (*last* - *first*)) shall not overlap.

5 **Returns:** *result* + (*last* - *first*).

6 **Complexity:** Exactly *last* - *first* assignments.

### 25.2.10 Rotate

[lib.alg.rotate]

```
template<class ForwardIterator>
void rotate(ForwardIterator first, ForwardIterator middle,
 ForwardIterator last);
```

1 **Effects:** For each non-negative integer  $i < (last - first)$ , places the element from the position *first* + *i* into position *first* + (*i* + (*last* - *middle*)) % (*last* - *first*).

2 **Notes:** This is a left rotate.



3 **Requires:** [*first*, *middle*) and [*middle*, *last*) are valid ranges.

4 **Complexity:** At most  $last - first$  swaps.

```
template<class ForwardIterator, class OutputIterator>
OutputIterator
rotate_copy(ForwardIterator first, ForwardIterator middle,
 ForwardIterator last, OutputIterator result);
```

5 **Effects:** Copies the range [*first*, *last*) to the range [*result*, *result* + (*last* - *first*)) such that for each non-negative integer  $i < (last - first)$  the following assignment takes place:

$$*(first + i) = *(result + (i + (middle - first)) \% (last - first))$$

6 **Returns:** *result* + (*last* - *first*).

7 **Requires** The ranges [*first*, *last*) and [*result*, *result* + (*last* - *first*)) shall not overlap.

8 **Complexity:** Exactly  $last - first$  assignments.

### 25.2.11 Random shuffle

[lib.alg.random.shuffle]

```
template<class RandomAccessIterator>
void random_shuffle(RandomAccessIterator first,
 RandomAccessIterator last);

template<class RandomAccessIterator, class RandomNumberGenerator>
void random_shuffle(RandomAccessIterator first,
 RandomAccessIterator last,
 RandomNumberGenerator& rand);
```

1 **Effects:** Shuffles the elements in the range [*first*, *last*) with uniform distribution.

2 **Complexity:** Exactly  $(last - first) - 1$  swaps.

3 **Notes:** `random_shuffle()` can take a particular random number generating function object *rand* such that `rand(n)` (where *n* is a positive argument of type `iterator_traits<RandomAccessIterator>::difference_type`) returns a randomly chosen value of type `iterator_traits<RandomAccessIterator>::difference_type` in the interval  $[0, n)$ .

### 25.2.12 Partitions

[lib.alg.partitions]

```
template<class BidirectionalIterator, class Predicate>
BidirectionalIterator
partition(BidirectionalIterator first,
 BidirectionalIterator last, Predicate pred);
```

1 **Effects:** Places all the elements in the range [*first*, *last*) that satisfy *pred* before all the elements that do not satisfy it.

2 **Returns:** An iterator *i* such that for any iterator *j* in the range [*first*, *i*), `pred(*j) != false`, and for any iterator *k* in the range [*i*, *last*), `pred(*j) == false`.

3 **Complexity:** At most  $(last - first)/2$  swaps. Exactly  $last - first$  applications of the predicate is done.

```
template<class BidirectionalIterator, class Predicate>
BidirectionalIterator
stable_partition(BidirectionalIterator first,
 BidirectionalIterator last, Predicate pred);
```

4 **Effects:** Places all the elements in the range [*first*, *last*) that satisfy *pred* before all the elements that do not satisfy it.

5 **Returns:** An iterator *i* such that for any iterator *j* in the range [*first*, *i*), `pred(*j) != false`, and for any iterator *k* in the range [*i*, *last*), `pred(*j) == false`. The relative order of the elements in both groups is preserved.

- 6 **Complexity:** At most  $(last - first) * \log(last - first)$  swaps, but only linear number of swaps if there is enough extra memory. Exactly  $last - first$  applications of the predicate.

### 25.3 Sorting and related operations

[lib.alg.sorting]

- 1 All the operations in clause 25.3 have two versions: one that takes a function object of type `Compare` and one that uses an `operator<`.
- 2 `Compare` is used as a function object which returns `true` if the first argument is less than the second, and `false` otherwise. `Compare comp` is used throughout for algorithms assuming an ordering relation. It is assumed that `comp` will not apply any non-constant function through the dereferenced iterator.
- 3 For all algorithms that take `Compare`, there is a version that uses `operator<` instead. That is, `comp(*i, *j) != false` defaults to `*i < *j != false`. For the algorithms to work correctly, `comp` has to induce a strict weak ordering on the values.
- 4 The term *strict* refers to the requirement of an irreflexive relation (`!comp(x, x)` for all `x`), and the term *weak* to requirements that are not as strong as those for a total ordering, but stronger than those for a partial ordering. If we define `equiv(a, b)` as `!comp(a, b) && !comp(b, a)`, then the requirements are that `comp` and `equiv` both be transitive relations:
- `comp(a, b) && comp(b, c)` implies `comp(a, c)`
  - `equiv(a, b) && equiv(b, c)` implies `equiv(a, c)` [Note: Under these conditions, it can be shown that
  - `equiv` is an equivalence relation
  - `comp` induces a well-defined relation on the equivalence classes determined by `equiv`
  - The induced relation is a strict total ordering. —end note]
- 5 A sequence is *sorted with respect to a comparator comp* if for any iterator `i` pointing to the sequence and any non-negative integer `n` such that `i + n` is a valid iterator pointing to an element of the sequence, `comp(*(i + n), *i) == false`.
- 6 In the descriptions of the functions that deal with ordering relationships we frequently use a notion of equivalence to describe concepts such as stability. The equivalence to which we refer is not necessarily an `operator==`, but an equivalence relation induced by the strict weak ordering. That is, two elements `a` and `b` are considered equivalent if and only if `!(a < b) && !(b < a)`.

#### 25.3.1 Sorting

[lib.alg.sort]

##### 25.3.1.1 sort

[lib.sort]

```
template<class RandomAccessIterator>
 void sort(RandomAccessIterator first, RandomAccessIterator last);

template<class RandomAccessIterator, class Compare>
 void sort(RandomAccessIterator first, RandomAccessIterator last,
 Compare comp);
```

- 1 **Effects:** Sorts the elements in the range `[first, last)`.
- 2 **Complexity:** Approximately  $N \log N$  (where  $N == last - first$ ) comparisons on the average.<sup>237)</sup>

<sup>237)</sup> If the worst case behavior is important `stable_sort()` (25.3.1.2) or `partial_sort()` (25.3.1.3) should be used.

**25.3.1.2 `stable_sort`****[lib.stable.sort]**

```
template<class RandomAccessIterator>
 void stable_sort(RandomAccessIterator first, RandomAccessIterator last);

template<class RandomAccessIterator, class Compare>
 void stable_sort(RandomAccessIterator first, RandomAccessIterator last,
 Compare comp);
```

- 1 **Effects:** Sorts the elements in the range  $[first, last)$ .
- 2 **Complexity:** It does at most  $N(\log N)^2$  (where  $N == last - first$ ) comparisons; if enough extra memory is available, it is  $N\log N$ .
- 3 **Notes:** Stable: the relative order of the equivalent elements is preserved.

**25.3.1.3 `partial_sort`****[lib.partial.sort]**

```
template<class RandomAccessIterator>
 void partial_sort(RandomAccessIterator first,
 RandomAccessIterator middle,
 RandomAccessIterator last);

template<class RandomAccessIterator, class Compare>
 void partial_sort(RandomAccessIterator first,
 RandomAccessIterator middle,
 RandomAccessIterator last,
 Compare comp);
```

- 1 **Effects:** Places the first  $middle - first$  sorted elements from the range  $[first, last)$  into the range  $[first, middle)$ . The rest of the elements in the range  $[middle, last)$  are placed in an unspecified order.
- 2 **Complexity:** It takes approximately  $(last - first) * \log(middle - first)$  comparisons.

**25.3.1.4 `partial_sort_copy`****[lib.partial.sort.copy]**

```
template<class InputIterator, class RandomAccessIterator>
 RandomAccessIterator
 partial_sort_copy(InputIterator first, InputIterator last,
 RandomAccessIterator result_first,
 RandomAccessIterator result_last);

template<class InputIterator, class RandomAccessIterator,
 class Compare>
 RandomAccessIterator
 partial_sort_copy(InputIterator first, InputIterator last,
 RandomAccessIterator result_first,
 RandomAccessIterator result_last,
 Compare comp);
```

- 1 **Effects:** Places the first  $\min(last - first, result\_last - result\_first)$  sorted elements into the range  $[result\_first, result\_first + \min(last - first, result\_last - result\_first))$ .
- 2 **Returns:** The smaller of:  $result\_last$  or  $result\_first + (last - first)$
- 3 **Complexity:** Approximately  $(last - first) * \log(\min(last - first, result\_last - result\_first))$  comparisons.

**25.3.2 Nth element****[lib.alg.nth.element]**

```

template<class RandomAccessIterator>
 void nth_element(RandomAccessIterator first, RandomAccessIterator nth,
 RandomAccessIterator last);

template<class RandomAccessIterator, class Compare>
 void nth_element(RandomAccessIterator first, RandomAccessIterator nth,
 RandomAccessIterator last, Compare comp);

```

1 After `nth_element` the element in the position pointed to by `nth` is the element that would be in that position if the whole range were sorted. Also for any iterator `i` in the range `[first, nth)` and any iterator `j` in the range `[nth, last)` it holds that: `!(*i > *j)` or `comp(*j, *i) == false`.

2 **Complexity:** Linear on average.

### 25.3.3 Binary search

[lib.alg.binary.search]

1 All of the algorithms in this section are versions of binary search and assume that the sequence being searched is in order according to the implied or explicit comparison function. They work on non-random access iterators minimizing the number of comparisons, which will be logarithmic for all types of iterators. They are especially appropriate for random access iterators, since these algorithms do a logarithmic number of steps through the data structure. For non-random access iterators they execute a linear number of steps.

#### 25.3.3.1 lower\_bound

[lib.lower.bound]

```

template<class ForwardIterator, class T>
 ForwardIterator
 lower_bound(ForwardIterator first, ForwardIterator last,
 const T& value);

template<class ForwardIterator, class T, class Compare>
 ForwardIterator
 lower_bound(ForwardIterator first, ForwardIterator last,
 const T& value, Compare comp);

```

1 **Requires:** Type `T` is `LessThanComparable` (20.1.2).

2 **Effects:** Finds the first position into which `value` can be inserted without violating the ordering.

3 **Returns:** The furthestmost iterator `i` in the range `[first, last)` such that for any iterator `j` in the range `[first, i)` the following corresponding conditions hold: `*j < value` or `comp(*j, value) != false`

4 **Complexity:** At most  $\log(\textit{last} - \textit{first}) + 1$  comparisons.

#### 25.3.3.2 upper\_bound

[lib.upper.bound]

```

template<class ForwardIterator, class T>
 ForwardIterator
 upper_bound(ForwardIterator first, ForwardIterator last,
 const T& value);

template<class ForwardIterator, class T, class Compare>
 ForwardIterator
 upper_bound(ForwardIterator first, ForwardIterator last,
 const T& value, Compare comp);

```

1 **Requires:** Type `T` is `LessThanComparable` (20.1.2).

2 **Effects:** Finds the furthestmost position into which `value` can be inserted without violating the ordering.

3 **Returns:** The furthestmost iterator `i` in the range `[first, last)` such that for any iterator `j` in the range `[first, i)` the following corresponding conditions hold: `!(value < *j)` or `comp(value, *j) == false`

4 **Complexity:** At most  $\log(\textit{last} - \textit{first}) + 1$  comparisons.

## 25.3.3.3 equal\_range

[lib.equal.range]

```

template<class ForwardIterator, class T>
 pair<ForwardIterator, ForwardIterator>
 equal_range(ForwardIterator first,
 ForwardIterator last, const T& value);

template<class ForwardIterator, class T, class Compare>
 pair<ForwardIterator, ForwardIterator>
 equal_range(ForwardIterator first,
 ForwardIterator last, const T& value,
 Compare comp);

```

- 1 **Requires:** Type T is LessThanComparable (20.1.2).
- 2 **Effects:** Finds the largest subrange  $[i, j)$  such that the value can be inserted at any iterator  $k$  in it without violating the ordering.  $k$  satisfies the corresponding conditions:  $!( *k < value ) \ \&\& \ !( value < *k )$  or  $comp(*k, value) == false \ \&\& \ comp(value, *k) == false$ .
- 3 **Complexity:** At most  $2 * \log(last - first) + 1$  comparisons.

## 25.3.3.4 binary\_search

[lib.binary.search]

```

template<class ForwardIterator, class T>
 bool binary_search(ForwardIterator first, ForwardIterator last,
 const T& value);

template<class ForwardIterator, class T, class Compare>
 bool binary_search(ForwardIterator first, ForwardIterator last,
 const T& value, Compare comp);

```

- 1 **Requires:** Type T is LessThanComparable (20.1.2).
- 2 **Returns:** true if there is an iterator  $i$  in the range  $[first, last)$  that satisfies the corresponding conditions:  $!( *i < value ) \ \&\& \ !( value < *i )$  or  $comp(*i, value) == false \ \&\& \ comp(value, *i) == false$ .
- 3 **Complexity:** At most  $\log(last - first) + 2$  comparisons.

## 25.3.4 Merge

[lib.alg.merge]

```

template<class InputIterator1, class InputIterator2,
 class OutputIterator>
 OutputIterator
 merge(InputIterator1 first1, InputIterator1 last1,
 InputIterator2 first2, InputIterator2 last2,
 OutputIterator result);

template<class InputIterator1, class InputIterator2,
 class OutputIterator, class Compare>
 OutputIterator
 merge(InputIterator1 first1, InputIterator1 last1,
 InputIterator2 first2, InputIterator2 last2,
 OutputIterator result, Compare comp);

```

- 1 **Effects:** Merges two sorted ranges  $[first1, last1)$  and  $[first2, last2)$  into the range  $[result, result + (last1 - first1) + (last2 - first2))$ .
- 2 The resulting range shall not overlap with either of the original ranges. The list will be sorted in non-decreasing order according to the ordering defined by *comp*; that is, for every iterator  $i$  in  $[first, last)$  other than  $first$ , the condition  $*i < *(i - 1)$  or  $comp(*i, *(i - 1))$  will be false.
- 3 **Returns:**  $result + (last1 - first1) + (last2 - first2)$ .
- 4 **Complexity:** At most  $(last1 - first1) + (last2 - first2) - 1$  comparisons.
- 5 **Notes:** Stable: for equivalent elements in the two ranges, the elements from the first range always precede the elements from the second.

```

template<class BidirectionalIterator>
 void inplace_merge(BidirectionalIterator first,
 BidirectionalIterator middle,
 BidirectionalIterator last);

template<class BidirectionalIterator, class Compare>
 void inplace_merge(BidirectionalIterator first,
 BidirectionalIterator middle,
 BidirectionalIterator last, Compare comp);

```

- 6 **Effects:** Merges two sorted consecutive ranges [*first*, *middle*) and [*middle*, *last*), putting the result of the merge into the range [*first*, *last*). The resulting range will be in non-decreasing order; that is, for every iterator *i* in [*first*, *last*) other than *first*, the condition  $*i < *(i - 1)$  or, respectively,  $comp(*i, *(i - 1))$  will be false.
- 7 **Complexity:** When enough additional memory is available,  $(last - first) - 1$  comparisons. If no additional memory is available, an algorithm with complexity  $N \log N$  (where  $N$  is equal to  $last - first$ ) may be used.
- 8 **Notes:** Stable: for equivalent elements in the two ranges, the elements from the first range always precede the elements from the second.

### 25.3.5 Set operations on sorted structures

[lib.alg.set.operations]

- 1 This section defines all the basic set operations on sorted structures. They even work with multisets (23.3.4) containing multiple copies of equivalent elements. The semantics of the set operations are generalized to multisets in a standard way by defining `union()` to contain the maximum number of occurrences of every element, `intersection()` to contain the minimum, and so on.

#### 25.3.5.1 includes

[lib.includes]

```

template<class InputIterator1, class InputIterator2>
 bool includes(InputIterator1 first1, InputIterator1 last1,
 InputIterator2 first2, InputIterator2 last2);

template<class InputIterator1, class InputIterator2, class Compare>
 bool includes(InputIterator1 first1, InputIterator1 last1,
 InputIterator2 first2, InputIterator2 last2,
 Compare comp);

```

- 1 **Returns:** true if every element in the range [*first2*, *last2*) is contained in the range [*first1*, *last1*). Returns false otherwise.
- 2 **Complexity:** At most  $2 * ((last1 - first1) + (last2 - first2)) - 1$  comparisons.

#### 25.3.5.2 set\_union

[lib.set.union]

```

template<class InputIterator1, class InputIterator2,
 class OutputIterator>
 OutputIterator
 set_union(InputIterator1 first1, InputIterator1 last1,
 InputIterator2 first2, InputIterator2 last2,
 OutputIterator result);

template<class InputIterator1, class InputIterator2,
 class OutputIterator, class Compare>
 OutputIterator
 set_union(InputIterator1 first1, InputIterator1 last1,
 InputIterator2 first2, InputIterator2 last2,
 OutputIterator result, Compare comp);

```

- 1 **Effects:** Constructs a sorted union of the elements from the two ranges; that is, the set of elements that are present in one or both of the ranges.

- 2 **Requires:** The resulting range shall not overlap with either of the original ranges.  
 3 **Returns:** The end of the constructed range.  
 4 **Complexity:** At most  $2 * ((last1 - first1) + (last2 - first2)) - 1$  comparisons.  
 5 **Notes:** Stable: if an element is present in both ranges, the one from the first range is copied.

**25.3.5.3 `set_intersection`****[lib.set.intersection]**

```
template<class InputIterator1, class InputIterator2,
 class OutputIterator>
OutputIterator
set_intersection(InputIterator1 first1, InputIterator1 last1,
 InputIterator2 first2, InputIterator2 last2,
 OutputIterator result);
```

```
template<class InputIterator1, class InputIterator2,
 class OutputIterator, class Compare>
OutputIterator
set_intersection(InputIterator1 first1, InputIterator1 last1,
 InputIterator2 first2, InputIterator2 last2,
 OutputIterator result, Compare comp);
```

- 1 **Effects:** Constructs a sorted intersection of the elements from the two ranges; that is, the set of elements that are present in both of the ranges.  
 2 **Requires:** The resulting range shall not overlap with either of the original ranges.  
 3 **Returns:** The end of the constructed range.  
 4 **Complexity:** At most  $2 * ((last1 - first1) + (last2 - first2)) - 1$  comparisons.  
 5 **Notes:** Stable, that is, if an element is present in both ranges, the one from the first range is copied.

**25.3.5.4 `set_difference`****[lib.set.difference]**

```
template<class InputIterator1, class InputIterator2,
 class OutputIterator>
OutputIterator
set_difference(InputIterator1 first1, InputIterator1 last1,
 InputIterator2 first2, InputIterator2 last2,
 OutputIterator result);
```

```
template<class InputIterator1, class InputIterator2,
 class OutputIterator, class Compare>
OutputIterator
set_difference(InputIterator1 first1, InputIterator1 last1,
 InputIterator2 first2, InputIterator2 last2,
 OutputIterator result, Compare comp);
```

- 1 **Effects:** Copies the elements of the range  $[first1, last1)$  which are not present in the range  $[first2, last2)$  to the range beginning at `result`. The elements in the constructed range are sorted.  
 2 **Requires:** The resulting range shall not overlap with either of the original ranges.  
 3 **Returns:** The end of the constructed range.  
 4 **Complexity:** At most  $2 * ((last1 - first1) + (last2 - first2)) - 1$  comparisons.

**25.3.5.5 `set_symmetric_difference`****[lib.set.symmetric.difference]**

```
template<class InputIterator1, class InputIterator2,
 class OutputIterator>
OutputIterator
set_symmetric_difference(InputIterator1 first1, InputIterator1 last1,
 InputIterator2 first2, InputIterator2 last2,
 OutputIterator result);
```

```
template<class InputIterator1, class InputIterator2,
 class OutputIterator, class Compare>
OutputIterator
set_symmetric_difference(InputIterator1 first1, InputIterator1 last1,
 InputIterator2 first2, InputIterator2 last2,
 OutputIterator result, Compare comp);
```

- 1 **Effects:** Copies the elements of the range  $[first1, last1)$  which are not present in the range  $[first2, last2)$ , and the elements of the range  $[first2, last2)$  which are not present in the range  $[first1, last1)$  to the range beginning at *result*. The elements in the constructed range are sorted.
- 2 **Requires:** The resulting range shall not overlap with either of the original ranges.
- 3 **Returns:** The end of the constructed range.
- 4 **Complexity:** At most  $2 * ((last1 - first1) + (last2 - first2)) - 1$  comparisons.

### 25.3.6 Heap operations

[lib.alg.heap.operations]

- 1 A *heap* is a particular organization of elements in a range between two random access iterators  $[a, b)$ . Its two key properties are:
- (1) *\*a* is the largest element in the range and
  - (2) *\*a* may be removed by `pop_heap()`, or a new element added by `push_heap()`, in  $O(\log N)$  time.
- 2 These properties make heaps useful as priority queues.
- 3 `make_heap()` converts a range into a heap and `sort_heap()` turns a heap into a sorted sequence.

#### 25.3.6.1 push\_heap

[lib.push.heap]

```
template<class RandomAccessIterator>
void push_heap(RandomAccessIterator first, RandomAccessIterator last);

template<class RandomAccessIterator, class Compare>
void push_heap(RandomAccessIterator first, RandomAccessIterator last,
 Compare comp);
```

- 1 **Requires:** The range  $[first, last - 1)$  shall be a valid heap.
- 2 **Effects:** Places the value in the location  $last - 1$  into the resulting heap  $[first, last)$ .
- 3 **Complexity:** At most  $\log(last - first)$  comparisons.

#### 25.3.6.2 pop\_heap

[lib.pop.heap]

```
template<class RandomAccessIterator>
void pop_heap(RandomAccessIterator first, RandomAccessIterator last);

template<class RandomAccessIterator, class Compare>
void pop_heap(RandomAccessIterator first, RandomAccessIterator last,
 Compare comp);
```

- 1 **Requires:** The range  $[first, last)$  shall be a valid heap.
- 2 **Effects:** Swaps the value in the location *first* with the value in the location  $last - 1$  and makes  $[first, last - 1)$  into a heap.



3 **Complexity:** At most  $2 * \log(\textit{last} - \textit{first})$  comparisons.

### 25.3.6.3 make\_heap

[lib.make.heap]

```
template<class RandomAccessIterator>
 void make_heap(RandomAccessIterator first, RandomAccessIterator last);

template<class RandomAccessIterator, class Compare>
 void make_heap(RandomAccessIterator first, RandomAccessIterator last,
 Compare comp);
```

1 **Effects:** Constructs a heap out of the range  $[\textit{first}, \textit{last})$ .

2 **Complexity:** At most  $3 * (\textit{last} - \textit{first})$  comparisons.

### 25.3.6.4 sort\_heap

[lib.sort.heap]

```
template<class RandomAccessIterator>
 void sort_heap(RandomAccessIterator first, RandomAccessIterator last);

template<class RandomAccessIterator, class Compare>
 void sort_heap(RandomAccessIterator first, RandomAccessIterator last,
 Compare comp);
```

1 **Effects:** Sorts elements in the heap  $[\textit{first}, \textit{last})$ .

2 **Complexity:** At most  $N \log N$  comparisons (where  $N == \textit{last} - \textit{first}$ ).

3 **Notes:** Not stable.

### 25.3.7 Minimum and maximum

[lib.alg.min.max]

```
template<class T> const T& min(const T& a, const T& b);
template<class T, class Compare>
 const T& min(const T& a, const T& b, Compare comp);
```

1 **Requires:** Type T is LessThanComparable (20.1.2) and CopyConstructible (20.1.3).

2 **Returns:** The smaller value.

3 **Notes:** Returns the first argument when the arguments are equivalent.

```
template<class T> const T& max(const T& a, const T& b);
template<class T, class Compare>
 const T& max(const T& a, const T& b, Compare comp);
```

4 **Requires:** Type T is LessThanComparable (20.1.2) and CopyConstructible (20.1.3).

5 **Returns:** The larger value.

6 **Notes:** Returns the first argument when the arguments are equivalent.

```
template<class ForwardIterator>
 ForwardIterator min_element(ForwardIterator first, ForwardIterator last);

template<class ForwardIterator, class Compare>
 ForwardIterator min_element(ForwardIterator first, ForwardIterator last,
 Compare comp);
```

7 **Returns:** The first iterator  $i$  in the range  $[\textit{first}, \textit{last})$  such that for any iterator  $j$  in the range  $[\textit{first}, \textit{last})$  the following corresponding conditions hold:  $!(\ast j < \ast i)$  or  $\textit{comp}(\ast j, \ast i) == \textit{false}$

8 **Complexity:** Exactly  $\max((\textit{last} - \textit{first}) - 1, 0)$  applications of the corresponding comparisons.

```
template<class ForwardIterator>
 ForwardIterator max_element(ForwardIterator first, ForwardIterator last);
template<class ForwardIterator, class Compare>
 ForwardIterator max_element(ForwardIterator first, ForwardIterator last,
 Compare comp);
```

- 9 **Returns:** The first iterator  $i$  in the range  $[first, last)$  such that for any iterator  $j$  in the range  $[first, last)$  the following corresponding conditions hold:  $!( *i < *j )$  or  $comp(*i, *j) == false$ .
- 10 **Complexity:** Exactly  $\max((last - first) - 1, 0)$  applications of the corresponding comparisons.

### 25.3.8 Lexicographical comparison

[lib.alg.lex.comparison]

```
template<class InputIterator1, class InputIterator2>
bool
 lexicographical_compare(InputIterator1 first1, InputIterator1 last1,
 InputIterator2 first2, InputIterator2 last2);
```

```
template<class InputIterator1, class InputIterator2, class Compare>
bool
 lexicographical_compare(InputIterator1 first1, InputIterator1 last1,
 InputIterator2 first2, InputIterator2 last2,
 Compare comp);
```

- 1 **Returns:** true if the sequence of elements defined by the range  $[first1, last1)$  is lexicographically less than the sequence of elements defined by the range  $[first2, last2)$ . Returns false otherwise.
- 2 **Complexity:** At most  $\min((last1 - first1), (last2 - first2))$  applications of the corresponding comparison.
- 3 **Notes:** If two sequences have the same number of elements and their corresponding elements are equivalent, then neither sequence is lexicographically less than the other. If one sequence is a prefix of the other, then the shorter sequence is lexicographically less than the longer sequence. Otherwise, the lexicographical comparison of the sequences yields the same result as the comparison of the first corresponding pair of elements that are not equivalent.

```
for (i = first1, j = first2;
 i != last1 && j != last2 && !(*i < *j) && !(*j < *i);
 ++i, ++j);
return j == last2 ? false : i == last1 || *i < *j;
```

### 25.3.9 Permutation generators

[lib.alg.permutation.generators]

```
template<class BidirectionalIterator>
bool next_permutation(BidirectionalIterator first,
 BidirectionalIterator last);
```

```
template<class BidirectionalIterator, class Compare>
bool next_permutation(BidirectionalIterator first,
 BidirectionalIterator last, Compare comp);
```

- 1 **Effects:** Takes a sequence defined by the range  $[first, last)$  and transforms it into the next permutation. The next permutation is found by assuming that the set of all permutations is lexicographically sorted with respect to operator $<$  or  $comp$ . If such a permutation exists, it returns true. Otherwise, it transforms the sequence into the smallest permutation, that is, the ascendingly sorted one, and returns false.
- 2 **Complexity:** At most  $(last - first)/2$  swaps.

```
template<class BidirectionalIterator>
bool prev_permutation(BidirectionalIterator first,
 BidirectionalIterator last);
```

```
template<class BidirectionalIterator, class Compare>
bool prev_permutation(BidirectionalIterator first,
 BidirectionalIterator last, Compare comp);
```

- 3 **Effects:** Takes a sequence defined by the range  $[first, last)$  and transforms it into the previous permutation. The previous permutation is found by assuming that the set of all permutations is lexicographically sorted with respect to `operator<` or `comp`.
- 4 **Returns:** `true` if such a permutation exists. Otherwise, it transforms the sequence into the largest permutation, that is, the descendingly sorted one, and returns `false`.
- 5 **Complexity:** At most  $(last - first)/2$  swaps.

## 25.4 C library algorithms

[lib.alg.c.library]

- 1 Header `<cstdlib>` (partial, Table 79):

**Table 79—Header `<cstdlib>` synopsis**

| Type              | Name(s)                                 |
|-------------------|-----------------------------------------|
| <b>Functions:</b> | <code>bsearch</code> <code>qsort</code> |

- 2 The contents are the same as the Standard C library header `<stdlib.h>`.

[*Note:* For the Standard C library function:

```
void qsort(void* base, size_t nmemb, size_t size,
 int (*compar)(const void*, const void*));
```

the function argument `compar` shall have `extern "C"` linkage (7.5). Also, since `compar()` may throw an exception, `qsort()` is allowed to propagate the exception (17.3.4.8). —*end note*]

*SEE ALSO:* ISO C subclause 7.10.5.



---

## 26 Numerics library

[lib.numerics]

---

- 1 This clause describes components that C++ programs may use to perform seminumerical operations.
- 2 The following subclauses describe components for complex number types, numeric ( $n$ -at-a-time) arrays, generalized numeric algorithms, and facilities included from the ISO C library, as summarized in Table 80:

**Table 80—Numerics library summary**

| Subclause                           | Header(s)            |
|-------------------------------------|----------------------|
| 26.1 Requirements                   |                      |
| 26.2 Complex numbers                | <complex>            |
| 26.3 Numeric arrays                 | <valarray>           |
| 26.4 Generalized numeric operations | <numeric>            |
| 26.5 C library                      | <cmath><br><cstdlib> |

### 26.1 Numeric type requirements

[lib.numeric.requirements]

- 1 The `complex` and `valarray` components are parameterized by the type of information they contain and manipulate. A C++ program shall instantiate these components only with a type  $T$  that satisfies the following requirements:<sup>238)</sup>
- $T$  is not an abstract class (it has no pure virtual member functions);
  - $T$  is not a reference type;
  - $T$  is not cv-qualified;
  - If  $T$  is a class, it has a public default constructor;
  - If  $T$  is a class, it has a public copy constructor with the signature  $T::T(const T\&)$
  - If  $T$  is a class, it has a public destructor;
  - If  $T$  is a class, it has a public assignment operator whose signature is either  $T\& T::operator=(const T\&)$  or  $T\& T::operator=(T)$
  - If  $T$  is a class, its assignment operator, copy and default constructors, and destructor shall correspond to each other in the following sense: Initialization of raw storage using the default constructor, followed by assignment, is semantically equivalent to initialization of raw storage using the copy constructor. Destruction of an object, followed by initialization of its raw storage using the copy constructor, is semantically equivalent to assignment to the original object.
- [*Note:* This rule states that there shall not be any subtle differences in the semantics of initialization versus assignment. This gives an implementation considerable flexibility in how arrays are initialized.
- [*Example:* An implementation is allowed to initialize a `valarray` by allocating storage using the new

---

<sup>238)</sup> In other words, value types. These include built-in arithmetic types, pointers, the library class `complex`, and instantiations of `valarray` for value types.

operator (which implies a call to the default constructor for each element) and then assigning each element its value. Or the implementation can allocate raw storage and use the copy constructor to initialize each element. —*end example*]

If the distinction between initialization and assignment is important for a class, or if it fails to satisfy any of the other conditions listed above, the programmer should use `vector` (23.2.4) instead of `valarray` for that class; —*end note*]

— If  $T$  is a class, it does not overload unary operator $\&$ .

- 2 In addition, many member and related functions of `valarray<T>` can be successfully instantiated and will exhibit well-defined behavior if and only if  $T$  satisfies additional requirements specified for each such member or related function.
- 3 [*Example*: It is valid to instantiate `valarray<complex>`, but `operator>()` will not be successfully instantiated for `valarray<complex>` operands, since `complex` does not have any ordering operators. —*end example*]

## 26.2 Complex numbers

[lib.complex.numbers]

- 1 The header `<complex>` defines a template class, and numerous functions for representing and manipulating complex numbers.
- 2 The effect of instantiating the template `complex` for any type other than `float`, `double` or `long double` is unspecified.
- 3 If the result of a function is not mathematically defined or not in the range of representable values for its type, the behavior is undefined.

### 26.2.1 Header `<complex>` synopsis

[lib.complex.synopsis]

```
namespace std {
 template<class T> class complex;
 class complex<float>;
 class complex<double>;
 class complex<long double>;

 // 26.2.6 operators:
 template<class T>
 complex<T> operator+(const complex<T>&, const complex<T>&);
 template<class T> complex<T> operator+(const complex<T>&, const T&);
 template<class T> complex<T> operator+(const T&, const complex<T>&);

 template<class T> complex<T> operator-(const complex<T>&, const complex<T>&);
 template<class T> complex<T> operator-(const complex<T>&, const T&);
 template<class T> complex<T> operator-(const T&, const complex<T>&);

 template<class T> complex<T> operator*(const complex<T>&, const complex<T>&);
 template<class T> complex<T> operator*(const complex<T>&, const T&);
 template<class T> complex<T> operator*(const T&, const complex<T>&);

 template<class T> complex<T> operator/(const complex<T>&, const complex<T>&);
 template<class T> complex<T> operator/(const complex<T>&, const T&);
 template<class T> complex<T> operator/(const T&, const complex<T>&);

 template<class T> complex<T> operator+(const complex<T>&);
 template<class T> complex<T> operator-(const complex<T>&);

 template<class T> bool operator==(const complex<T>&, const complex<T>&);
 template<class T> bool operator==(const complex<T>&, const T&);
 template<class T> bool operator==(const T&, const complex<T>&);
}
```

```

template<class T> bool operator!=(const complex<T>&, const complex<T>&);
template<class T> bool operator!=(const complex<T>&, const T&);
template<class T> bool operator!=(const T&, const complex<T>&);

template<class T, class charT, class traits>
basic_istream<charT, traits>&
operator>>(basic_istream<charT, traits>&, complex<T>&);

template<class T, class charT, class traits>
basic_ostream<charT, traits>&
operator<<(basic_ostream<charT, traits>&, const complex<T>&);

// 26.2.7 values:

template<class T> T real(const complex<T>&);
template<class T> T imag(const complex<T>&);

template<class T> T abs(const complex<T>&);
template<class T> T arg(const complex<T>&);
template<class T> T norm(const complex<T>&);

template<class T> complex<T> conj(const complex<T>&);
template<class T> complex<T> polar(const T&, const T&);

// 26.2.8 transcendentals:
template<class T> complex<T> cos (const complex<T>&);
template<class T> complex<T> cosh (const complex<T>&);
template<class T> complex<T> exp (const complex<T>&);
template<class T> complex<T> log (const complex<T>&);
template<class T> complex<T> log10(const complex<T>&);

template<class T> complex<T> pow(const complex<T>&, int);
template<class T> complex<T> pow(const complex<T>&, const T&);
template<class T> complex<T> pow(const complex<T>&, const complex<T>&);
template<class T> complex<T> pow(const T&, const complex<T>&);

template<class T> complex<T> sin (const complex<T>&);
template<class T> complex<T> sinh (const complex<T>&);
template<class T> complex<T> sqrt (const complex<T>&);
template<class T> complex<T> tan (const complex<T>&);
template<class T> complex<T> tanh (const complex<T>&);
}

```

## 26.2.2 Template class complex

[lib.complex]

```

namespace std {
 template<class T>
 class complex {
 public:
 typedef T value_type;

 complex(const T& re = T(), const T& im = T());
 complex(const complex&);
 template<class X> complex(const complex<X>&);

```

```

T real() const;
T imag() const;

complex<T>& operator= (const T&);
complex<T>& operator+=(const T&);
complex<T>& operator-=(const T&);
complex<T>& operator*=(const T&);
complex<T>& operator/=(const T&);

complex& operator=(const complex&);
template<class X> complex<T>& operator= (const complex<X>&);
template<class X> complex<T>& operator+=(const complex<X>&);
template<class X> complex<T>& operator-=(const complex<X>&);
template<class X> complex<T>& operator*=(const complex<X>&);
template<class X> complex<T>& operator/=(const complex<X>&);
};

template<class T> complex<T> operator+(const complex<T>&, const T&);
template<class T> complex<T> operator+(const T&, const complex<T>&);
template<class T> complex<T> operator-(const complex<T>&, const T&);
template<class T> complex<T> operator-(const T&, const complex<T>&);
template<class T> complex<T> operator*(const complex<T>&, const T&);
template<class T> complex<T> operator*(const T&, const complex<T>&);
template<class T> complex<T> operator/(const complex<T>&, const T&);
template<class T> complex<T> operator/(const T&, const complex<T>&);
template<class T> complex<T> operator==(const complex<T>&, const T&);
template<class T> complex<T> operator==(const T&, const complex<T>&);
template<class T> complex<T> operator!=(const complex<T>&, const T&);
template<class T> complex<T> operator!=(const T&, const complex<T>&);

```

- 1 The class `complex` describes an object that can store the Cartesian components, `real()` and `imag()`, of a complex number.

### 26.2.3 `complex` specializations

[lib.complex.special]

```

class complex<float> {
public:
 typedef float value_type;

 complex(float re = 0.0f, float im = 0.0f);
 explicit complex(const complex<double>&);
 explicit complex(const complex<long double>&);

 float real() const;
 float imag() const;

 complex<float>& operator= (float);
 complex<float>& operator+=(float);
 complex<float>& operator-=(float);
 complex<float>& operator*=(float);
 complex<float>& operator/=(float);

 complex<float>& operator=(const complex<float>&);
 template<class X> complex<float>& operator= (const complex<X>&);
 template<class X> complex<float>& operator+=(const complex<X>&);
 template<class X> complex<float>& operator-=(const complex<X>&);
 template<class X> complex<float>& operator*=(const complex<X>&);
 template<class X> complex<float>& operator/=(const complex<X>&);
};

```



```

class complex<double> {
public:
 typedef double value_type;

 complex(double re = 0.0, double im = 0.0);
 complex(const complex<float>&);
 explicit complex(const complex<long double>&);

 double real() const;
 double imag() const;

 complex<double>& operator= (double);
 complex<double>& operator+=(double);
 complex<double>& operator-=(double);
 complex<double>& operator*=(double);
 complex<double>& operator/=(double);

 complex<double>& operator=(const complex<double>&);
 template<class X> complex<double>& operator= (const complex<X>&);
 template<class X> complex<double>& operator+=(const complex<X>&);
 template<class X> complex<double>& operator-=(const complex<X>&);
 template<class X> complex<double>& operator*=(const complex<X>&);
 template<class X> complex<double>& operator/=(const complex<X>&);
};

class complex<long double> {
public:
 typedef long double value_type;

 complex(long double re = 0.0L, long double im = 0.0L);
 complex(const complex<float>&);
 complex(const complex<double>&);

 long double real() const;
 long double imag() const;

 complex<long double>& operator=(const complex<long double>&);
 complex<long double>& operator= (long double&);
 complex<long double>& operator+=(long double&);
 complex<long double>& operator-=(long double&);
 complex<long double>& operator*=(long double&);
 complex<long double>& operator/=(long double&);

 template<class X> complex<long double>& operator= (const complex<X>&);
 template<class X> complex<long double>& operator+=(const complex<X>&);
 template<class X> complex<long double>& operator-=(const complex<X>&);
 template<class X> complex<long double>& operator*=(const complex<X>&);
 template<class X> complex<long double>& operator/=(const complex<X>&);
};

```

### 26.2.4 complex member functions

[lib.complex.members]

```
template<class T> complex(const T& re = T(), const T& im = T());
```

- 1 **Effects:** Constructs an object of class `complex`.
- 2 **Postcondition:** `real() == re` && `imag() == im`.

**26.2.5 complex member operators****[lib.complex.member.ops]**

```
complex<T>& operator+=(const T& rhs);
```

1 **Effects:** Adds the scalar value *rhs* to the real part of the complex value *\*this* and stores the result in the real part of *\*this*, leaving the imaginary part unchanged.

2 **Returns:** *\*this*.

```
complex<T>& operator-=(const T& rhs);
```

3 **Effects:** Subtracts the scalar value *rhs* from the real part of the complex value *\*this* and stores the result in the real part of *\*this*, leaving the imaginary part unchanged.

4 **Returns:** *\*this*.

```
complex<T>& operator*=(const T& rhs);
```

5 **Effects:** Multiplies the scalar value *rhs* by the complex value *\*this* and stores the result in *\*this*.

6 **Returns:** *\*this*.

```
complex<T>& operator/=(const T& rhs);
```

7 **Effects:** Divides the scalar value *rhs* into the complex value *\*this* and stores the result in *\*this*.

8 **Returns:** *\*this*.

```
template<class T> complex<T>& operator+=(const complex<T>& rhs);
```

9 **Effects:** Adds the complex value *rhs* to the complex value *\*this* and stores the sum in *\*this*.

10 **Returns:** *\*this*.

```
template<class T> complex<T>& operator-=(const complex<T>& rhs);
```

11 **Effects:** Subtracts the complex value *rhs* from the complex value *\*this* and stores the difference in *\*this*.

12 **Returns:** *\*this*.

```
template<class T> complex<T>& operator*=(const complex<T>& rhs);
```

13 **Effects:** Multiplies the complex value *rhs* by the complex value *\*this* and stores the product in *\*this*.

14 **Returns:** *\*this*.

```
template<class T> complex<T>& operator/=(const complex<T>& rhs);
```

15 **Effects:** Divides the complex value *rhs* into the complex value *\*this* and stores the quotient in *\*this*.

16 **Returns:** *\*this*.

**26.2.6 complex non-member operations****[lib.complex.ops]**

```
template<class T> complex<T> operator+(const complex<T>& lhs);
```

1 **Notes:** unary operator.

2 **Returns:** `complex<T>(lhs)`.

```
template<class T>
 complex<T> operator+(const complex<T>& lhs, const complex<T>& rhs);
template<class T> complex<T> operator+(const complex<T>& lhs, const T& rhs);
template<class T> complex<T> operator+(const T& lhs, const complex<T>& rhs);
```

3 **Returns:** `complex<T>(lhs) += rhs`.

```
template<class T> complex<T> operator-(const complex<T>& lhs);
```

4 **Notes:** unary operator.

5 **Returns:** `complex<T>(-lhs.real(), -lhs.imag())`.

**complex non-member operations**

```
template<class T>
 complex<T> operator-(const complex<T>& lhs, const complex<T>& rhs);
template<class T> complex<T> operator-(const complex<T>& lhs, const T& rhs);
template<class T> complex<T> operator-(const T& lhs, const complex<T>& rhs);
```

6 **Returns:** `complex<T>(lhs) -= rhs.`

```
template<class T>
 complex<T> operator*(const complex<T>& lhs, const complex<T>& rhs);
template<class T> complex<T> operator*(const complex<T>& lhs, const T& rhs);
template<class T> complex<T> operator*(const T& lhs, const complex<T>& rhs);
```

7 **Returns:** `complex<T>(lhs) *= rhs.`

```
template<class T>
 complex<T> operator/(const complex<T>& lhs, const complex<T>& rhs);
template<class T> complex<T> operator/(const complex<T>& lhs, const T& rhs);
template<class T> complex<T> operator/(const T& lhs, const complex<T>& rhs);
```

8 **Returns:** `complex<T>(lhs) /= rhs.`

```
template<class T>
 bool operator==(const complex<T>& lhs, const complex<T>& >rhs);
template<class T> bool operator==(const complex<T>& lhs, const T& rhs);
template<class T> bool operator==(const T& lhs, const complex<T>& rhs);
```

9 **Returns:** `lhs.real() == rhs.real() && lhs.imag() == rhs.imag().`

10 **Notes:** The imaginary part is assumed to be `T()`, or `0.0`, for the `T` arguments.

```
template<class T>
 bool operator!=(const complex<T>& lhs, const complex<T>& rhs);
template<class T> bool operator!=(const complex<T>& lhs, const T& rhs);
template<class T> bool operator!=(const T& lhs, const complex<T>& rhs);
```

11 **Returns:** `rhs.real() != lhs.real() || rhs.imag() != lhs.imag().`

```
template<class T, class charT, class traits>
 basic_istream<charT, traits>&
 operator>>(basic_istream<charT, traits>& is, complex<T>& x);
```

12 **Effects:** Extracts a complex number `x` of the form: `u`, `(u)`, or `(u,v)`, where `u` is the real part and `v` is the imaginary part (27.6.1.2).

13 **Requires:** The input values be convertible to `T`.

If bad input is encountered, calls `is.setstate(ios::failbit)` (which may throw `ios::failure` (27.4.5.3)).

14 **Returns:** `is`.

```
template<class T, class charT, class traits>
 basic_ostream<charT, traits>&
 operator<<(basic_ostream<charT, traits>& o, const complex<T>& x);
```

15 **Effects:** inserts the complex number `x` onto the stream `o` as if it were implemented as follows:

```
template<class T, class charT, class traits>
 basic_ostream<charT, traits>&
 operator<<(basic_ostream<charT, traits>& o, const complex<T>& x)
 {
 basic_ostringstream<charT, traits> s;
 s.flags(o.flags());
 s.imbue(o.getloc());
 s.precision(o.precision());
 s << '(' << x.real() << ", " << x.imag() << ')' << ends;
 return o << s.str();
 }
```

**26.2.7 complex value operations****[lib.complex.value.ops]**

```
template<class T> T real(const complex<T>& x);
```

1 **Returns:** `x.real()`.

```
template<class T> T imag(const complex<T>& x);
```

2 **Returns:** `x.imag()`.

```
template<class T> T abs(const complex<T>& x);
```

3 **Returns:** the magnitude of `x`.

```
template<class T> T arg(const complex<T>& x);
```

4 **Returns:** the phase angle of `x`, or `atan2(imag(x), real(x))`.

```
template<class T> T norm(const complex<T>& x);
```

5 **Returns:** the squared magnitude of `x`.

```
template<class T> complex<T> conj(const complex<T>& x);
```

6 **Returns:** the complex conjugate of `x`.

```
template<class T> complex<T> polar(const T& rho, const T& theta = 0);
```

7 **Returns:** the complex value corresponding to a complex number whose magnitude is `rho` and whose phase angle is `theta`.

**26.2.8 complex transcendentals****[lib.complex.transcendentals]**

```
template<class T> complex<T> cos(const complex<T>& x);
```

1 **Returns:** the complex cosine of `x`.

```
template<class T> complex<T> cosh(const complex<T>& x);
```

2 **Returns:** the complex hyperbolic cosine of `x`.

```
template<class T> complex<T> exp(const complex<T>& x);
```

3 **Returns:** the complex base `e` exponential of `x`.

```
template<class T> complex<T> log(const complex<T>& x);
```

4 **Notes:** the branch cuts are along the negative real axis.

5 **Returns:** the complex natural (base `e`) logarithm of `x`, in the range of a strip mathematically unbounded along the real axis and in the interval `[-i times pi, i times pi]` along the imaginary axis. When `x` is a negative real number, `imag(log(x))` is `pi`.

```
template<class T> complex<T> log10(const complex<T>& x);
```

6 **Notes:** the branch cuts are along the negative real axis.

7 **Returns:** the complex common (base 10) logarithm of `x`, defined as `log(x)/log(10)`.

```
template<class T> complex<T> pow(const complex<T>& x, int y);
```

```
template<class T>
```

```
 complex<T> pow(const complex<T>& x, const complex<T>& y);
```

```
template<class T> complex<T> pow (const complex<T>& x, const T& y);
```

```
template<class T> complex<T> pow (const T& x, const complex<T>& y);
```

8 **Notes:** the branch cuts are along the negative real axis.

9 **Returns:** the complex power of base `x` raised to the `y`-th power, defined as `exp(y*log(x))`. The value returned for `pow(0, 0)` is implementation-defined.

```
template<class T> complex<T> sin (const complex<T>& x);
```

10 **Returns:** the complex sine of  $x$ .

```
template<class T> complex<T> sinh (const complex<T>& x);
```

11 **Returns:** the complex hyperbolic sine of  $x$ .

```
template<class T> complex<T> sqrt (const complex<T>& x);
```

12 **Notes:** the branch cuts are along the negative real axis.

13 **Returns:** the complex square root of  $x$ , in the range of the right half-plane. If the argument is a negative real number, the value returned lies on the positive imaginary axis.

```
template<class T> complex<T> tan (const complex<T>& x);
```

14 **Returns:** the complex tangent of  $x$ .

```
template<class T> complex<T> tanh (const complex<T>& x);
```

15 **Returns:** the complex hyperbolic tangent of  $x$ .

## 26.3 Numeric arrays

[lib.numarray]

### 26.3.1 Header <valarray> synopsis

[lib.valarray.synopsis]

```
namespace std {
 template<class T> class valarray; // An array of type T
 class slice; // a BLAS-like slice out of an array
 template<class T> class slice_array;
 class gslice; // a generalized slice out of an array
 template<class T> class gslice_array;
 template<class T> class mask_array; // a masked array
 template<class T> class indirect_array; // an indirected array

 template<class T> valarray<T> operator*
 (const valarray<T>&, const valarray<T>&);
 template<class T> valarray<T> operator* (const valarray<T>&, const T&);
 template<class T> valarray<T> operator* (const T&, const valarray<T>&);

 template<class T> valarray<T> operator/
 (const valarray<T>&, const valarray<T>&);
 template<class T> valarray<T> operator/ (const valarray<T>&, const T&);
 template<class T> valarray<T> operator/ (const T&, const valarray<T>&);

 template<class T> valarray<T> operator%
 (const valarray<T>&, const valarray<T>&);
 template<class T> valarray<T> operator% (const valarray<T>&, const T&);
 template<class T> valarray<T> operator% (const T&, const valarray<T>&);

 template<class T> valarray<T> operator+
 (const valarray<T>&, const valarray<T>&);
 template<class T> valarray<T> operator+ (const valarray<T>&, const T&);
 template<class T> valarray<T> operator+ (const T&, const valarray<T>&);

 template<class T> valarray<T> operator-
 (const valarray<T>&, const valarray<T>&);
 template<class T> valarray<T> operator- (const valarray<T>&, const T&);
 template<class T> valarray<T> operator- (const T&, const valarray<T>&);

 template<class T> valarray<T> operator^
 (const valarray<T>&, const valarray<T>&);
 template<class T> valarray<T> operator^ (const valarray<T>&, const T&);
 template<class T> valarray<T> operator^ (const T&, const valarray<T>&);
```



```

template<class T> valarray<T> abs (const valarray<T>&);
template<class T> valarray<T> acos (const valarray<T>&);
template<class T> valarray<T> asin (const valarray<T>&);
template<class T> valarray<T> atan (const valarray<T>&);

template<class T> valarray<T> atan2(const valarray<T>&, const valarray<T>&);
template<class T> valarray<T> atan2(const valarray<T>&, const T&);
template<class T> valarray<T> atan2(const T&, const valarray<T>&);

template<class T> valarray<T> cos (const valarray<T>&);
template<class T> valarray<T> cosh (const valarray<T>&);
template<class T> valarray<T> exp (const valarray<T>&);
template<class T> valarray<T> log (const valarray<T>&);
template<class T> valarray<T> log10(const valarray<T>&);

template<class T> valarray<T> pow (const valarray<T>&, const valarray<T>&);
template<class T> valarray<T> pow (const valarray<T>&, const T&);
template<class T> valarray<T> pow (const T&, const valarray<T>&);

template<class T> valarray<T> sin (const valarray<T>&);
template<class T> valarray<T> sinh (const valarray<T>&);
template<class T> valarray<T> sqrt (const valarray<T>&);
template<class T> valarray<T> tan (const valarray<T>&);
template<class T> valarray<T> tanh (const valarray<T>&);
}

```

- 1 The header <valarray> defines five template classes (`valarray`, `slice_array`, `gslice_array`, `mask_array`, and `indirect_array`), two classes (`slice` and `gslice`), and a series of related function signatures for representing and manipulating arrays of values.
- 2 The `valarray` array classes are defined to be free of certain forms of aliasing, thus allowing operations on these classes to be optimized.
- 3 Any function returning a `valarray<T>` is permitted to return an object of another type, provided all the `const` member functions of `valarray<T>` are also applicable to this type. This return type shall not add more than two levels of template nesting over the most deeply nested argument type.<sup>239)</sup>
- 4 Implementations introducing such replacement types shall provide additional functions and operators as follows:
  - for every functions taking a `const valarray<T>&`, identical functions taking the replacement types shall be added;
  - for every function taking two `const valarray<T>&` arguments, identical functions taking every combination of `const valarray<T>&` and replacement types shall be added.
- 5 In particular, an implementation shall allow a `valarray<T>` to be constructed from such replacement types and shall allow assignments and computed assignments of such types to `valarray<T>`, `slice_array<T>`, `gslice_array<T>`, `mask_array<T>` and `indirect_array<T>` objects.
- 6 These library functions are permitted to throw a `bad_alloc` (18.4.2.1) exception if there are not sufficient resources available to carry out the operation. Note that the exception is not mandated.

<sup>239)</sup> B recommends a minimum number of recursively nested template instantiations. This requirement thus indirectly suggests a minimum allowable complexity for `valarray` expressions.

## 26.3.2 Template class valarray

[lib.template.valarray]

```

namespace std {
 template<class T> class valarray {
 public:
 typedef T value_type;

 // 26.3.2.1 construct/destroy:
 valarray();
 explicit valarray(size_t);
 valarray(const T&, size_t);
 valarray(const T*, size_t);
 valarray(const valarray&);
 valarray(const slice_array<T>&);
 valarray(const gslice_array<T>&);
 valarray(const mask_array<T>&);
 valarray(const indirect_array<T>&);
 ~valarray();

 // 26.3.2.2 assignment:
 valarray<T>& operator=(const valarray<T>&);
 valarray<T>& operator=(const T&);
 valarray<T>& operator=(const slice_array<T>&);
 valarray<T>& operator=(const gslice_array<T>&);
 valarray<T>& operator=(const mask_array<T>&);
 valarray<T>& operator=(const indirect_array<T>&);

 // 26.3.2.3 element access:
 T operator[](size_t) const;
 T& operator[](size_t);

 // 26.3.2.4 subset operations:
 valarray<T> operator[](slice) const;
 slice_array<T> operator[](slice);
 valarray<T> operator[](const gslice&) const;
 gslice_array<T> operator[](const gslice&);
 valarray<T> operator[](const valarray<bool>&) const;
 mask_array<T> operator[](const valarray<bool>&);
 valarray<T> operator[](const valarray<size_t>&) const;
 indirect_array<T> operator[](const valarray<size_t>&);

 // 26.3.2.5 unary operators:
 valarray<T> operator+() const;
 valarray<T> operator-() const;
 valarray<T> operator~() const;
 valarray<T> operator!() const;

 // 26.3.2.6 computed assignment:
 valarray<T>& operator*= (const T&);
 valarray<T>& operator/= (const T&);
 valarray<T>& operator%= (const T&);
 valarray<T>& operator+= (const T&);
 valarray<T>& operator-= (const T&);
 valarray<T>& operator^= (const T&);
 valarray<T>& operator&= (const T&);
 valarray<T>& operator|= (const T&);
 valarray<T>& operator<<= (const T&);
 valarray<T>& operator>>= (const T&);

```



```

 valarray<T>& operator*= (const valarray<T>&);
 valarray<T>& operator/= (const valarray<T>&);
 valarray<T>& operator%= (const valarray<T>&);
 valarray<T>& operator+= (const valarray<T>&);
 valarray<T>& operator-= (const valarray<T>&);
 valarray<T>& operator^= (const valarray<T>&);
 valarray<T>& operator|= (const valarray<T>&);
 valarray<T>& operator&= (const valarray<T>&);
 valarray<T>& operator<=<= (const valarray<T>&);
 valarray<T>& operator>>= (const valarray<T>&);

 // 26.3.2.7 member functions:
 size_t size() const;

 T sum() const;

 valarray<T> shift (int) const;
 valarray<T> cshift(int) const;
 valarray<T> apply(T func(T)) const;
 valarray<T> apply(T func(const T&)) const;
 void resize(size_t sz, T c = T());
};
}

```

- 1 The template class `valarray<T>` is a one-dimensional smart array, with elements numbered sequentially from zero. It is a representation of the mathematical concept of an ordered set of values. The illusion of higher dimensionality may be produced by the familiar idiom of computed indices, together with the powerful subsetting capabilities provided by the generalized subscript operators.<sup>240)</sup>
- 2 An implementation is permitted to qualify any of the functions declared in `<valarray>` as `inline`.

### 26.3.2.1 `valarray` constructors

[lib.valarray.cons]

```
valarray();
```

- 1 **Effects:** Constructs an object of class `valarray<T>`,<sup>241)</sup> which has zero length until it is passed into a library function as a modifiable lvalue or through a non-constant `this` pointer.<sup>242)</sup>

```
explicit valarray(size_t);
```

- 2 The array created by this constructor has a length equal to the value of the argument. The elements of the array are constructed using the default constructor for the instantiating type `T`.

```
valarray(const T&, size_t);
```

- 3 The array created by this constructor has a length equal to the second argument. The elements of the array are initialized with the value of the first argument.

```
valarray(const T*, size_t);
```

- 4 The array created by this constructor has a length equal to the second argument `n`. The values of the elements of the array are initialized with the first `n` values pointed to by the first argument.<sup>243)</sup> If the value of the second argument is greater than the number of values pointed to by the first argument, the behavior is

<sup>240)</sup> The intent is to specify an array template that has the minimum functionality necessary to address aliasing ambiguities and the proliferation of temporaries. Thus, the `valarray` template is neither a matrix class nor a field class. However, it is a very useful building block for designing such classes.

<sup>241)</sup> For convenience, such objects are referred to as “arrays” throughout the remainder of subclause 26.3.

<sup>242)</sup> This default constructor is essential, since arrays of `valarray` are likely to prove useful. There shall also be a way to change the size of an array after initialization; this is supplied by the semantics of the `resize` member function.

undefined.

```
valarray(const valarray<T>&);
```

- 5 The array created by this constructor has the same length as the argument array. The elements are initialized with the values of the corresponding elements of the argument array.<sup>244)</sup>

```
valarray(const slice_array<T>&);
valarray(const gslice_array<T>&);
valarray(const mask_array<T>&);
valarray(const indirect_array<T>&);
```

- 6 These conversion constructors convert one of the four reference templates to a `valarray`.

```
~valarray();
```

- 7 The destructor is applied to every element of `*this`; an implementation may return all allocated memory.

### 26.3.2.2 valarray assignment

[lib.valarray.assign]

```
valarray<T>& operator=(const valarray<T>&);
```

- 1 Each element of the `*this` array is assigned the value of the corresponding element of the argument array. The resulting behavior is undefined if the length of the argument array is not equal to the length of the `*this` array.

```
valarray<T>& operator=(const T&);
```

- 2 The scalar assignment operator causes each element of the `*this` array to be assigned the value of the argument.

```
valarray<T>& operator=(const slice_array<T>&);
valarray<T>& operator=(const gslice_array<T>&);
valarray<T>& operator=(const mask_array<T>&);
valarray<T>& operator=(const indirect_array<T>&);
```

- 3 These operators allow the results of a generalized subscripting operation to be assigned directly to a `valarray`.

- 4 If the value of an element in the left hand side of a `valarray` assignment operator depends on the value of another element in that left hand side, the resulting behavior is undefined.

### 26.3.2.3 valarray element access

[lib.valarray.access]

```
T operator[](size_t) const;
T& operator[](size_t);
```

- 1 When applied to a constant array, the subscript operator returns the value of the corresponding element of the array. When applied to a non-constant array, the subscript operator returns a reference to the corresponding element of the array.

- 2 Thus, the expression `(a[i] = q, a[i]) == q` evaluates as true for any non-constant `valarray<T>` `a`, any `T` `q`, and for any `size_t` `i` such that the value of `i` is less than the length of `a`.

- 3 The expression `&a[i+j] == &a[i] + j` evaluates as true for all `size_t` `i` and `size_t` `j` such that `i+j` is less than the length of the non-constant array `a`.

<sup>243)</sup> This constructor is the preferred method for converting a C array to a `valarray` object.

<sup>244)</sup> This copy constructor creates a distinct array rather than an alias. Implementations in which arrays share storage are permitted, but they shall implement a copy-on-reference mechanism to ensure that arrays are conceptually distinct.

- 4 Likewise, the expression `&a[i] != &b[j]` evaluates as `true` for any two non-constant arrays `a` and `b` and for any `size_t i` and `size_t j` such that `i` is less than the length of `a` and `j` is less than the length of `b`. This property indicates an absence of aliasing and may be used to advantage by optimizing compilers.<sup>245)</sup>
- 5 The reference returned by the subscript operator for a non-constant array is guaranteed to be valid until the member function `resize(size_t, T)` (26.3.2.7) is called for that array or until the lifetime of that array ends, whichever happens first.
- 6 If the subscript operator is invoked with a `size_t` argument whose value is not less than the length of the array, the behavior is undefined.

#### 26.3.2.4 `valarray` subset operations

[lib.valarray.sub]

```
valarray<T> operator[](slice) const;
slice_array<T> operator[](slice);
valarray<T> operator[](const gslice&) const;
gslice_array<T> operator[](const gslice&);
valarray<T> operator[](const valarray<bool>&) const;
mask_array<T> operator[](const valarray<bool>&);
valarray<T> operator[](const valarray<size_t>&) const;
indirect_array<T> operator[](const valarray<size_t>&);
```

- 1 Each of these operations returns a subset of the array. The `const`-qualified versions return this subset as a new `valarray`. The non-`const` versions return a class template object which has reference semantics to the original array.

#### 26.3.2.5 `valarray` unary operators

[lib.valarray.unary]

```
valarray<T> operator+() const;
valarray<T> operator-() const;
valarray<T> operator~() const;
valarray<bool> operator!() const;
```

- 1 Each of these operators may only be instantiated for a type `T` to which the indicated operator can be applied and for which the indicated operator returns a value which is of type `T` (`bool` for `operator!`) or which may be unambiguously converted to type `T` (`bool` for `operator!`).
- 2 Each of these operators returns an array whose length is equal to the length of the array. Each element of the returned array is initialized with the result of applying the indicated operator to the corresponding element of the array.

#### 26.3.2.6 `valarray` computed assignment

[lib.valarray.cassign]

```
valarray<T>& operator*= (const valarray<T>&);
valarray<T>& operator/= (const valarray<T>&);
valarray<T>& operator%= (const valarray<T>&);
valarray<T>& operator+= (const valarray<T>&);
valarray<T>& operator-= (const valarray<T>&);
valarray<T>& operator^= (const valarray<T>&);
valarray<T>& operator&= (const valarray<T>&);
valarray<T>& operator|= (const valarray<T>&);
valarray<T>& operator<<= (const valarray<T>&);
valarray<T>& operator>>= (const valarray<T>&);
```

<sup>245)</sup> Compilers may take advantage of inlining, constant propagation, loop fusion, tracking of pointers obtained from `operator new`, and other techniques to generate efficient `valarrays`.

1 Each of these operators may only be instantiated for a type  $T$  to which the indicated operator can be applied. Each of these operators performs the indicated operation on each of its elements and the corresponding element of the argument array.

2 The array is then returned by reference.

3 If the array and the argument array do not have the same length, the behavior is undefined. The appearance of an array on the left hand side of a computed assignment does *not* invalidate references or pointers.

4 If the value of an element in the left hand side of a valarray computed assignment operator depends on the value of another element in that left hand side, the resulting behavior is undefined.

```
valarray<T>& operator*= (const T&);
valarray<T>& operator/= (const T&);
valarray<T>& operator%= (const T&);
valarray<T>& operator+= (const T&);
valarray<T>& operator-= (const T&);
valarray<T>& operator^= (const T&);
valarray<T>& operator&= (const T&);
valarray<T>& operator|= (const T&);
valarray<T>& operator<<= (const T&);
valarray<T>& operator>>= (const T&);
```

5 Each of these operators may only be instantiated for a type  $T$  to which the indicated operator can be applied.

6 Each of these operators applies the indicated operation to each element of the array and the non-array argument.

7 The array is then returned by reference.

8 The appearance of an array on the left hand side of a computed assignment does *not* invalidate references or pointers to the elements of the array.

### 26.3.2.7 valarray member functions

[lib.valarray.members]

```
size_t size() const;
```

1 This function returns the number of elements in the array.

```
T sum() const;
```

This function may only be instantiated for a type  $T$  to which `operator+=` can be applied. This function returns the sum of all the elements of the array.

2 If the array has length 0, the behavior is undefined. If the array has length 1, `sum()` returns the value of element 0. Otherwise, the returned value is calculated by applying `operator+=` to a copy of an element of the array and all other elements of the array in an unspecified order.

```
T min() const;
```

3 This function returns the minimum value contained in `*this`. The value returned for an array of length 0 is undefined. For an array of length 1, the value of element 0 is returned. For all other array lengths, the determination is made using `operator<`.

```
T max() const;
```

4 This function returns the maximum value contained in `*this`. The value returned for an array of length 0 is undefined. For an array of length 1, the value of element 0 is returned. For all other array lengths, the determination is made using `operator<`.

```
valarray<T> shift(int n) const;
```

5 This function returns an object of class `valarray<T>` of length `size()`, each of whose elements  $I$  is `(*this)[I+n]` if  $I+n$  is non-negative and less than `size()`, otherwise `T()`. Thus if element zero is taken as the leftmost element, a positive value of  $n$  shifts the elements left  $n$  places, with zero fill.

6 *[Example: If the argument has the value -2, the first two elements of the result will be constructed using the default constructor; the third element of the result will be assigned the value of the first element of the argument; etc. —end example]*

```
valarray<T> cshift(int n) const;
```

7 This function returns an object of class `valarray<T>`, of length `size()`, each of whose elements  $I$  is `(*this)[(I+n)%size()]`. Thus, if element zero is taken as the leftmost element, a positive value of  $n$  shifts the elements circularly left  $n$  places.

```
valarray<T> apply(T func(T)) const;
valarray<T> apply(T func(const T&)) const;
```

8 These functions return an array whose length is equal to the array. Each element of the returned array is assigned the value returned by applying the argument function to the corresponding element of the array.

```
void resize(size_t sz, T c = T());
```

9 This member function changes the length of the `*this` array to `sz` and then assigns to each element the value of the second argument. Resizing invalidates all pointers and references to elements in the array.

### 26.3.3 `valarray` non-member operations

[lib.valarray.nonmembers]

#### 26.3.3.1 `valarray` binary operators

[lib.valarray.binary]

```
template<class T> valarray<T> operator*
 (const valarray<T>&, const valarray<T>&);
template<class T> valarray<T> operator/
 (const valarray<T>&, const valarray<T>&);
template<class T> valarray<T> operator%
 (const valarray<T>&, const valarray<T>&);
template<class T> valarray<T> operator+
 (const valarray<T>&, const valarray<T>&);
template<class T> valarray<T> operator-
 (const valarray<T>&, const valarray<T>&);
template<class T> valarray<T> operator^
 (const valarray<T>&, const valarray<T>&);
template<class T> valarray<T> operator&
 (const valarray<T>&, const valarray<T>&);
template<class T> valarray<T> operator|
 (const valarray<T>&, const valarray<T>&);
template<class T> valarray<T> operator<<
 (const valarray<T>&, const valarray<T>&);
template<class T> valarray<T> operator>>
 (const valarray<T>&, const valarray<T>&);
```

1 Each of these operators may only be instantiated for a type  $T$  to which the indicated operator can be applied and for which the indicated operator returns a value which is of type  $T$  or which can be unambiguously converted to type  $T$ .

2 Each of these operators returns an array whose length is equal to the lengths of the argument arrays. Each element of the returned array is initialized with the result of applying the indicated operator to the corresponding elements of the argument arrays.

3 If the argument arrays do not have the same length, the behavior is undefined.

```

template<class T> valarray<T> operator* (const valarray<T>&, const T&);
template<class T> valarray<T> operator* (const T&, const valarray<T>&);
template<class T> valarray<T> operator/ (const valarray<T>&, const T&);
template<class T> valarray<T> operator/ (const T&, const valarray<T>&);
template<class T> valarray<T> operator% (const valarray<T>&, const T&);
template<class T> valarray<T> operator% (const T&, const valarray<T>&);
template<class T> valarray<T> operator+ (const valarray<T>&, const T&);
template<class T> valarray<T> operator+ (const T&, const valarray<T>&);
template<class T> valarray<T> operator- (const valarray<T>&, const T&);
template<class T> valarray<T> operator- (const T&, const valarray<T>&);
template<class T> valarray<T> operator^ (const valarray<T>&, const T&);
template<class T> valarray<T> operator^ (const T&, const valarray<T>&);
template<class T> valarray<T> operator& (const valarray<T>&, const T&);
template<class T> valarray<T> operator& (const T&, const valarray<T>&);
template<class T> valarray<T> operator| (const valarray<T>&, const T&);
template<class T> valarray<T> operator| (const T&, const valarray<T>&);
template<class T> valarray<T> operator<<(const valarray<T>&, const T&);
template<class T> valarray<T> operator<<(const T&, const valarray<T>&);
template<class T> valarray<T> operator>>(const valarray<T>&, const T&);
template<class T> valarray<T> operator>>(const T&, const valarray<T>&);

```

- 4 Each of these operators may only be instantiated for a type *T* to which the indicated operator can be applied and for which the indicated operator returns a value which is of type *T* or which can be unambiguously converted to type *T*.
- 5 Each of these operators returns an array whose length is equal to the length of the array argument. Each element of the returned array is initialized with the result of applying the indicated operator to the corresponding element of the array argument and the non-array argument.

### 26.3.3.2 valarray logical operators

[lib.valarray.comparison]

```

template<class T> valarray<bool> operator==
 (const valarray<T>&, const valarray<T>&);
template<class T> valarray<bool> operator!=
 (const valarray<T>&, const valarray<T>&);
template<class T> valarray<bool> operator<
 (const valarray<T>&, const valarray<T>&);
template<class T> valarray<bool> operator>
 (const valarray<T>&, const valarray<T>&);
template<class T> valarray<bool> operator<=
 (const valarray<T>&, const valarray<T>&);
template<class T> valarray<bool> operator>=
 (const valarray<T>&, const valarray<T>&);
template<class T> valarray<bool> operator&&
 (const valarray<T>&, const valarray<T>&);
template<class T> valarray<bool> operator||
 (const valarray<T>&, const valarray<T>&);

```

- 1 Each of these operators may only be instantiated for a type *T* to which the indicated operator can be applied and for which the indicated operator returns a value which is of type *bool* or which can be unambiguously converted to type *bool*.
- 2 Each of these operators returns a *bool* array whose length is equal to the length of the array arguments. Each element of the returned array is initialized with the result of applying the indicated operator to the corresponding elements of the argument arrays.
- 3 If the two array arguments do not have the same length, the behavior is undefined.

```

template<class T> valarray<bool> operator==(const valarray&, const T&);
template<class T> valarray<bool> operator==(const T&, const valarray&);
template<class T> valarray<bool> operator!=(const valarray&, const T&);
template<class T> valarray<bool> operator!=(const T&, const valarray&);
template<class T> valarray<bool> operator< (const valarray&, const T&);
template<class T> valarray<bool> operator< (const T&, const valarray&);
template<class T> valarray<bool> operator> (const valarray&, const T&);
template<class T> valarray<bool> operator> (const T&, const valarray&);
template<class T> valarray<bool> operator<=(const valarray&, const T&);
template<class T> valarray<bool> operator<=(const T&, const valarray&);
template<class T> valarray<bool> operator>=(const valarray&, const T&);
template<class T> valarray<bool> operator>=(const T&, const valarray&);
template<class T> valarray<bool> operator&&(const valarray<T>&, const T&);
template<class T> valarray<bool> operator&&(const T&, const valarray<T>&);
template<class T> valarray<bool> operator|| (const valarray<T>&, const T&);
template<class T> valarray<bool> operator|| (const T&, const valarray<T>&);

```

- 4 Each of these operators may only be instantiated for a type *T* to which the indicated operator can be applied and for which the indicated operator returns a value which is of type *bool* or which can be unambiguously converted to type *bool*.
- 5 Each of these operators returns a *bool* array whose length is equal to the length of the array argument. Each element of the returned array is initialized with the result of applying the indicated operator to the corresponding element of the array and the non-array argument.

### 26.3.3.3 valarray transcendentals

[lib.valarray.transcend]

```

template<class T> valarray<T> abs (const valarray<T>&);
template<class T> valarray<T> acos (const valarray<T>&);
template<class T> valarray<T> asin (const valarray<T>&);
template<class T> valarray<T> atan (const valarray<T>&);
template<class T> valarray<T> atan2
 (const valarray<T>&, const valarray<T>&);
template<class T> valarray<T> atan2(const valarray<T>&, const T&);
template<class T> valarray<T> atan2(const T&, const valarray<T>&);
template<class T> valarray<T> cos (const valarray<T>&);
template<class T> valarray<T> cosh (const valarray<T>&);
template<class T> valarray<T> exp (const valarray<T>&);
template<class T> valarray<T> log (const valarray<T>&);
template<class T> valarray<T> log10(const valarray<T>&);
template<class T> valarray<T> pow
 (const valarray<T>&, const valarray<T>&);
template<class T> valarray<T> pow (const valarray<T>&, const T&);
template<class T> valarray<T> pow (const T&, const valarray<T>&);
template<class T> valarray<T> sin (const valarray<T>&);
template<class T> valarray<T> sinh (const valarray<T>&);
template<class T> valarray<T> sqrt (const valarray<T>&);
template<class T> valarray<T> tan (const valarray<T>&);
template<class T> valarray<T> tanh (const valarray<T>&);

```

- 1 Each of these functions may only be instantiated for a type *T* to which a unique function with the indicated name can be applied. This function shall return a value which is of type *T* or which can be unambiguously converted to type *T*.

### 26.3.4 Class slice

[lib.class.slice]

```

namespace std {
 class slice {
 public:
 slice();
 slice(size_t, size_t, size_t);

 size_t start() const;
 size_t size() const;
 size_t stride() const;
 };
}

```

- 1 The `slice` class represents a BLAS-like slice from an array. Such a slice is specified by a starting index, a length, and a stride.<sup>246)</sup>

#### 26.3.4.1 `slice` constructors

[lib.cons.slice]

```

slice();
slice(size_t start, size_t length, size_t stride);
slice(const slice&);

```

- 1 The default constructor for `slice` creates a `slice` which specifies no elements. A default constructor is provided only to permit the declaration of arrays of slices. The constructor with arguments for a slice takes a start, length, and stride parameter.
- 2 [Example: `slice(3, 8, 2)` constructs a slice which selects elements 3, 5, 7, ... 17 from an array. —end example]

#### 26.3.4.2 `slice` access functions

[lib.slice.access]

```

size_t start() const;
size_t size() const;
size_t stride() const;

```

- 1 These functions return the start, length, or stride specified by a `slice` object.

#### 26.3.5 Template class `slice_array`

[lib.template.slice.array]

```

namespace std {
 template <class T> class slice_array {
 public:
 typedef T value_type;

 void operator= (const valarray<T>&) const;
 void operator*= (const valarray<T>&) const;
 void operator/= (const valarray<T>&) const;
 void operator%= (const valarray<T>&) const;
 void operator+= (const valarray<T>&) const;
 void operator-= (const valarray<T>&) const;
 void operator^= (const valarray<T>&) const;
 void operator&= (const valarray<T>&) const;
 void operator|= (const valarray<T>&) const;
 void operator<<= (const valarray<T>&) const;
 void operator>>= (const valarray<T>&) const;
 };
}

```

<sup>246)</sup> BLAS stands for *Basic Linear Algebra Subprograms*. C++ programs may instantiate this class. See, for example, Dongarra, Du Croz, Duff, and Hammerling: *A set of Level 3 Basic Linear Algebra Subprograms*; Technical Report MCS-P1-0888, Argonne National Laboratory (USA), Mathematics and Computer Science Division, August, 1988.



```

 void fill(const T&);
 ~slice_array();
private:
 slice_array();
 slice_array(const slice_array&);
 slice_array& operator=(const slice_array&);
 // remainder implementation defined
};
}

```

- 1 The `slice_array` template is a helper template used by the `slice` subscript operator

```
slice_array<T> valarray<T>::operator[](slice);
```

It has reference semantics to a subset of an array specified by a `slice` object.

- 2 [Example: The expression `a[slice(1, 5, 3)] = b;` has the effect of assigning the elements of `b` to a slice of the elements in `a`. For the slice shown, the elements selected from `a` are 1, 4, ..., 13. —end example]
- 3 [Note: C++ programs may not instantiate `slice_array`, since all its constructors are private. It is intended purely as a helper class and should be transparent to the user. —end note]

#### 26.3.5.1 `slice_array` constructors

[lib.cons.slice.arr]

```
slice_array();
slice_array(const slice_array&);
```

- 1 The `slice_array` template has no public constructors. These constructors are declared to be private. These constructors need not be defined.

#### 26.3.5.2 `slice_array` assignment

[lib.slice.arr.assign]

```
void operator=(const valarray<T>&) const;
slice_array& operator=(const slice_array&);
```

- 1 The second of these two assignment operators is declared private and need not be defined. The first has reference semantics, assigning the values of the argument array elements to selected elements of the `valarray<T>` object to which the `slice_array` object refers.

#### 26.3.5.3 `slice_array` computed assignment

[lib.slice.arr.comp.assign]

```
void operator*=(const valarray<T>&) const;
void operator/=(const valarray<T>&) const;
void operator%=(const valarray<T>&) const;
void operator+=(const valarray<T>&) const;
void operator-=(const valarray<T>&) const;
void operator^=(const valarray<T>&) const;
void operator&=(const valarray<T>&) const;
void operator|=(const valarray<T>&) const;
void operator<<=(const valarray<T>&) const;
void operator>>=(const valarray<T>&) const;
```

- 1 These computed assignments have reference semantics, applying the indicated operation to the elements of the argument array and selected elements of the `valarray<T>` object to which the `slice_array` object refers.

**26.3.5.4 slice\_array fill function****[lib.slice.arr.fill]**

```
void fill(const T&);
```

- 1 This function has reference semantics, assigning the value of its argument to the elements of the `valarray<T>` object to which the `slice_array` object refers.

**26.3.6 The gslice class****[lib.class.gslice]**

```
namespace std {
 class gslice {
 public:
 gslice();
 gslice(size_t s, const valarray<size_t>& l, const valarray<size_t>& d);

 size_t start() const;
 valarray<size_t> size() const;
 valarray<size_t> stride() const;
 };
}
```

- 1 This class represents a generalized slice out of an array. A `gslice` is defined by a starting offset ( $s$ ), a set of lengths ( $l_j$ ), and a set of strides ( $d_j$ ). The number of lengths shall equal the number of strides.

- 2 A `gslice` represents a mapping from a set of indices ( $i_j$ ), equal in number to the number of strides, to a single index  $k$ . It is useful for building multidimensional array classes using the `valarray` template, which is one-dimensional. The set of one-dimensional index values specified by a `gslice` are  $k = s + \sum_j i_j d_j$  where the multidimensional indices  $i_j$  range in value from 0 to  $l_{i_j} - 1$ .

- 3 *[Example: The gslice specification*

```
start = 3
length = {2, 4, 3}
stride = {19, 4, 1}
```

yields the sequence of one-dimensional indices

$$k = 3 + (0,1) \times 19 + (0,1,2,3) \times 4 + (0,1,2) \times 1$$

which are ordered as shown in the following table:

```
(i0, i1, i2, k) =
(0, 0, 0, 3),
(0, 0, 1, 4),
(0, 0, 2, 5),
(0, 1, 0, 7),
(0, 1, 1, 8),
(0, 1, 2, 9),
(0, 2, 0, 11),
(0, 2, 1, 12),
(0, 2, 2, 13),
(0, 3, 0, 15),
(0, 3, 1, 16),
(0, 3, 2, 17),
(1, 0, 0, 22),
(1, 0, 1, 23),
...
(1, 3, 2, 36)
```

That is, the highest-ordered index turns fastest. —end example]

- 4 It is possible to have degenerate generalized slices in which an address is repeated.
- 5 *[Example:* If the stride parameters in the previous example are changed to `{1, 1, 1}`, the first few elements of the resulting sequence of indices will be

```
(0, 0, 0, 3),
(0, 0, 1, 4),
(0, 0, 2, 5),
(0, 1, 0, 4),
(0, 1, 1, 5),
(0, 1, 2, 6),
...
```

—*end example*]

- 6 If a degenerate slice is used as the argument to the non-const version of `operator[](const gslice&)`, the resulting behavior is undefined.

### 26.3.6.1 `gslice` constructors

[lib.gslice.cons]

```
gslice();
gslice(size_t start, const valarray<size_t>& lengths,
 const valarray<size_t>& strides);
gslice(const gslice&);
```

- 1 The default constructor creates a `gslice` which specifies no elements. The constructor with arguments builds a `gslice` based on a specification of start, lengths, and strides, as explained in the previous section.

### 26.3.6.2 `gslice` access functions

[lib.gslice.access]

```
size_t start() const;
valarray<size_t> size() const;
valarray<size_t> stride() const;
```

These access functions return the representation of the start, lengths, or strides specified for the `gslice`.

### 26.3.7 Template class `gslice_array`

[lib.template.gslice.array]

```
namespace std {
 template <class T> class gslice_array {
 public:
 typedef T value_type;

 void operator= (const valarray<T>&) const;
 void operator*= (const valarray<T>&) const;
 void operator/= (const valarray<T>&) const;
 void operator%= (const valarray<T>&) const;
 void operator+= (const valarray<T>&) const;
 void operator-= (const valarray<T>&) const;
 void operator^= (const valarray<T>&) const;
 void operator&= (const valarray<T>&) const;
 void operator|= (const valarray<T>&) const;
 void operator<<= (const valarray<T>&) const;
 void operator>>= (const valarray<T>&) const;
```

```

 void fill(const T&);
 ~gslice_array();
private:
 gslice_array();
 gslice_array(const gslice_array&);
 gslice_array& operator=(const gslice_array&);
 // remainder implementation defined
};
}

```

- 1 This template is a helper template used by the `slice` subscript operator

```
gslice_array<T> valarray<T>::operator[](const gslice&);
```

It has reference semantics to a subset of an array specified by a `gslice` object.

- 2 Thus, the expression `a[gslice(1, length, stride)] = b` has the effect of assigning the elements of `b` to a generalized slice of the elements in `a`.

- 3 [Note: C++ programs may not instantiate `gslice_array`, since all its constructors are private. It is intended purely as a helper class and should be transparent to the user. —end note]

### 26.3.7.1 `gslice_array` constructors

[lib.gslice.array.cons]

```
gslice_array();
gslice_array(const gslice_array&);
```

- 1 The `gslice_array` template has no public constructors. It declares the above constructors to be private. These constructors need not be defined.

### 26.3.7.2 `gslice_array` assignment

[lib.gslice.array.assign]

```
void operator=(const valarray<T>&) const;
gslice_array& operator=(const gslice_array&);
```

- 1 The second of these two assignment operators is declared private and need not be defined. The first has reference semantics, assigning the values of the argument array elements to selected elements of the `valarray<T>` object to which the `gslice_array` refers.

### 26.3.7.3 `gslice_array` computed assignment

[lib.gslice.array.comp.assign]

```
void operator*=(const valarray<T>&) const;
void operator/=(const valarray<T>&) const;
void operator%=(const valarray<T>&) const;
void operator+=(const valarray<T>&) const;
void operator-=(const valarray<T>&) const;
void operator^=(const valarray<T>&) const;
void operator&=(const valarray<T>&) const;
void operator|=(const valarray<T>&) const;
void operator<<=(const valarray<T>&) const;
void operator>>=(const valarray<T>&) const;
```

- 1 These computed assignments have reference semantics, applying the indicated operation to the elements of the argument array and selected elements of the `valarray<T>` object to which the `gslice_array` object refers.

**26.3.7.4 `gslice_array` fill function****[lib.gslice.array.fill]**

```
void fill(const T&);
```

- 1 This function has reference semantics, assigning the value of its argument to the elements of the `valarray<T>` object to which the `gslice_array` object refers.

**26.3.8 Template class `mask_array`****[lib.template.mask.array]**

```
namespace std {
 template <class T> class mask_array {
 public:
 typedef T value_type;

 void operator= (const valarray<T>&) const;
 void operator*= (const valarray<T>&) const;
 void operator/= (const valarray<T>&) const;
 void operator%= (const valarray<T>&) const;
 void operator+= (const valarray<T>&) const;
 void operator-= (const valarray<T>&) const;
 void operator^= (const valarray<T>&) const;
 void operator&= (const valarray<T>&) const;
 void operator|= (const valarray<T>&) const;
 void operator<<= (const valarray<T>&) const;
 void operator>>= (const valarray<T>&) const;

 void fill(const T&);
 ~mask_array();
 private:
 mask_array();
 mask_array(const mask_array&);
 mask_array& operator=(const mask_array&);
 // remainder implementation defined
 };
}
```

- 1 This template is a helper template used by the mask subscript operator:  
`mask_array<T> valarray<T>::operator[] (const valarray<bool>&).`  
 It has reference semantics to a subset of an array specified by a boolean mask. Thus, the expression `a[mask] = b;` has the effect of assigning the elements of `b` to the masked elements in `a` (those for which the corresponding element in `mask` is true.)
- 2 [Note: C++ programs may not declare instances of `mask_array`, since all its constructors are private. It is intended purely as a helper class, and should be transparent to the user. —end note]

**26.3.8.1 `mask_array` constructors****[lib.mask.array.cons]**

```
mask_array();
mask_array(const mask_array&);
```

- 1 The `mask_array` template has no public constructors. It declares the above constructors to be private. These constructors need not be defined.

**26.3.8.2 `mask_array` assignment****[lib.mask.array.assign]**

```
void operator=(const valarray<T>&) const;
mask_array& operator=(const mask_array&);
```

- 1 The second of these two assignment operators is declared private and need not be defined. The first has reference semantics, assigning the values of the argument array elements to selected elements of the `valarray<T>` object to which it refers.

**26.3.8.3 mask\_array computed assignment****[lib.mask.array.comp.assign]**

```

void operator*= (const valarray<T>&) const;
void operator/= (const valarray<T>&) const;
void operator%= (const valarray<T>&) const;
void operator+= (const valarray<T>&) const;
void operator-= (const valarray<T>&) const;
void operator^= (const valarray<T>&) const;
void operator&= (const valarray<T>&) const;
void operator|= (const valarray<T>&) const;
void operator<<=(const valarray<T>&) const;
void operator>>=(const valarray<T>&) const;

```

- 1 These computed assignments have reference semantics, applying the indicated operation to the elements of the argument array and selected elements of the `valarray<T>` object to which the mask object refers.

**26.3.8.4 mask\_array fill function****[lib.mask.array.fill]**

```
void fill(const T&);
```

This function has reference semantics, assigning the value of its argument to the elements of the `valarray<T>` object to which the `mask_array` object refers.

**26.3.9 Template class indirect\_array****[lib.template.indirect.array]**

```

namespace std {
 template <class T> class indirect_array {
 public:
 typedef T value_type;

 void operator= (const valarray<T>&) const;
 void operator*= (const valarray<T>&) const;
 void operator/= (const valarray<T>&) const;
 void operator%= (const valarray<T>&) const;
 void operator+= (const valarray<T>&) const;
 void operator-= (const valarray<T>&) const;
 void operator^= (const valarray<T>&) const;
 void operator&= (const valarray<T>&) const;
 void operator|= (const valarray<T>&) const;
 void operator<<=(const valarray<T>&) const;
 void operator>>=(const valarray<T>&) const;

 void fill(const T&);
 ~indirect_array();
 private:
 indirect_array();
 indirect_array(const indirect_array&);
 indirect_array& operator=(const indirect_array&);
 // remainder implementation defined
 };
}

```

- 1 This template is a helper template used by the indirect subscript operator `indirect_array<T> valarray<T>::operator[] (const valarray<size_t>&)`. It has reference semantics to a subset of an array specified by an `indirect_array`. Thus the expression `a[indirect] = b;` has the effect of assigning the elements of `b` to the elements in `a` whose indices appear in `indirect`.
- 2 [Note: C++ programs may not declare instances of `indirect_array`, since all its constructors are private. It is intended purely as a helper class, and should be transparent to the user. —end note]

**indirect\_array constructors****26.3.9.1 indirect\_array constructors****[lib.indirect.array.cons]**

```
indirect_array();
indirect_array(const indirect_array&);
```

The `indirect_array` template has no public constructors. The constructors listed above are private. These constructors need not be defined.

**26.3.9.2 indirect\_array assignment****[lib.indirect.array.assign]**

```
void operator=(const valarray<T>&) const;
indirect_array& operator=(const indirect_array&);
```

1 The second of these two assignment operators is declared private and need not be defined. The first has reference semantics, assigning the values of the argument array elements to selected elements of the `valarray<T>` object to which it refers.

2 If the `indirect_array` specifies an element in the `valarray<T>` object to which it refers more than once, the behavior is undefined.

3 *[Example:*

```
int addr[] = {2, 3, 1, 4, 4};
valarray<size_t> indirect(addr, 5);
valarray<double> a(0., 10), b(1., 5);
array[indirect] = b;
```

results in undefined behavior since element 4 is specified twice in the indirection. —*end example*]

**26.3.9.3 indirect\_array computed assignment****[lib.indirect.array.comp.assign]**

```
void operator*=(const valarray<T>&) const;
void operator/=(const valarray<T>&) const;
void operator%=(const valarray<T>&) const;
void operator+=(const valarray<T>&) const;
void operator-=(const valarray<T>&) const;
void operator^=(const valarray<T>&) const;
void operator&=(const valarray<T>&) const;
void operator|=(const valarray<T>&) const;
void operator<<=(const valarray<T>&) const;
void operator>>=(const valarray<T>&) const;
```

1 These computed assignments have reference semantics, applying the indicated operation to the elements of the argument array and selected elements of the `valarray<T>` object to which the `indirect_array` object refers.

2 If the `indirect_array` specifies an element in the `valarray<T>` object to which it refers more than once, the behavior is undefined.

**26.3.9.4 indirect\_array fill function****[lib.indirect.array.fill]**

```
void fill(const T&);
```

1 This function has reference semantics, assigning the value of its argument to the elements of the `valarray<T>` object to which the `indirect_array` object refers.

**26.4 Generalized numeric operations****[lib.numeric.ops]****Header <numeric> synopsis**

```

namespace std {
 template <class InputIterator, class T>
 T accumulate(InputIterator first, InputIterator last, T init);
 template <class InputIterator, class T, class BinaryOperation>
 T accumulate(InputIterator first, InputIterator last, T init,
 BinaryOperation binary_op);

 template <class InputIterator1, class InputIterator2, class T>
 T inner_product(InputIterator1 first1, InputIterator1 last1,
 InputIterator2 first2, T init);
 template <class InputIterator1, class InputIterator2, class T,
 class BinaryOperation1, class BinaryOperation2>
 T inner_product(InputIterator1 first1, InputIterator1 last1,
 InputIterator2 first2, T init,
 BinaryOperation1 binary_op1, BinaryOperation2 binary_op2);

 template <class InputIterator, class OutputIterator>
 OutputIterator partial_sum(InputIterator first, InputIterator last,
 OutputIterator result);
 template <class InputIterator, class OutputIterator, class BinaryOperation>
 OutputIterator partial_sum(InputIterator first, InputIterator last,
 OutputIterator result, BinaryOperation binary_op);

 template <class InputIterator, class OutputIterator>
 OutputIterator adjacent_difference(InputIterator first, InputIterator last,
 OutputIterator result);
 template <class InputIterator, class OutputIterator, class BinaryOperation>
 OutputIterator adjacent_difference(InputIterator first, InputIterator last,
 OutputIterator result,
 BinaryOperation binary_op);
}

```

- 1 The requirements on the types of algorithms' arguments that are described in the introduction to clause 25 also apply to the following algorithms.

#### 26.4.1 Accumulate

[lib.accumulate]

```

template <class InputIterator, class T>
 T accumulate(InputIterator first, InputIterator last, T init);
template <class InputIterator, class T, class BinaryOperation>
 T accumulate(InputIterator first, InputIterator last, T init,
 BinaryOperation binary_op);

```

- 1 **Effects:** Initializes the accumulator *acc* with the initial value *init* and then modifies it with  $acc = acc + *i$  or  $acc = \text{binary\_op}(acc, *i)$  for every iterator *i* in the range [*first*, *last*) in order.<sup>247)</sup>
- 2 **Requires:** *binary\_op* shall not cause side effects.

#### 26.4.2 Inner product

[lib.inner.product]

<sup>247)</sup> *accumulate* is similar to the APL reduction operator and Common Lisp *reduce* function, but it avoids the difficulty of defining the result of reduction on an empty sequence by always requiring an initial value.



```

template <class InputIterator1, class InputIterator2, class T>
 T inner_product(InputIterator1 first1, InputIterator1 last1,
 InputIterator2 first2, T init);
template <class InputIterator1, class InputIterator2, class T,
 class BinaryOperation1, class BinaryOperation2>
 T inner_product(InputIterator1 first1, InputIterator1 last1,
 InputIterator2 first2, T init,
 BinaryOperation1 binary_op1,
 BinaryOperation2 binary_op2);

```

- 1 **Effects:** Computes its result by initializing the accumulator `acc` with the initial value `init` and then modifying it with `acc = acc + (*i1) * (*i2)` or `acc = binary_op1(acc, binary_op2(*i1, *i2))` for every iterator `i1` in the range `[first, last)` and iterator `i2` in the range `[first2, first2 + (last - first))` in order.
- 2 **Requires:** `binary_op1` and `binary_op2` shall not cause side effects.

### 26.4.3 Partial sum

[lib.partial.sum]

```

template <class InputIterator, class OutputIterator>
 OutputIterator
 partial_sum(InputIterator first, InputIterator last,
 OutputIterator result);
template
 <class InputIterator, class OutputIterator, class BinaryOperation>
 OutputIterator
 partial_sum(InputIterator first, InputIterator last,
 OutputIterator result, BinaryOperation binary_op);

```

- 1 **Effects:** Assigns to every element referred to by iterator `i` in the range `[result, result + (last - first))` a value correspondingly equal to  
 $((...(*first + *(first + 1)) + ...) + *(first + (i - result)))$   
 or  
`binary_op(binary_op(..., binary_op(*first, *(first + 1)),...), *(first + (i - result)))`
- 2 **Returns:** `result + (last - first)`.
- 3 **Complexity:** Exactly  $(last - first) - 1$  applications of `binary_op`.
- 4 **Requires:** `binary_op` is expected not to have any side effects.
- 5 **Notes:** `result` may be equal to `first`.

### 26.4.4 Adjacent difference

[lib.adjacent.difference]

```

template <class InputIterator, class OutputIterator>
 OutputIterator
 adjacent_difference(InputIterator first, InputIterator last,
 OutputIterator result);
template
 <class InputIterator, class OutputIterator, class BinaryOperation>
 OutputIterator
 adjacent_difference(InputIterator first, InputIterator last,
 OutputIterator result,
 BinaryOperation binary_op);

```

- 1 **Effects:** Assigns to every element referred to by iterator `i` in the range `[result + 1, result + (last - first))` a value correspondingly equal to  
 $*(first + (i - result)) - *(first + (i - result) - 1)$   
 or  
`binary_op(*(first + (i - result)), *(first + (i - result) - 1))`.  
`result` gets the value of `*first`.

- 2 **Requires:** `binary_op` shall not have any side effects.  
 3 **Notes:** `result` may be equal to `first`.  
 4 **Returns:** `result + (last - first)`.  
 5 **Complexity:** Exactly  $(last - first) - 1$  applications of `binary_op`.

## 26.5 C Library

[lib.c.math]

- 1 Tables 81 and 82 describe headers `<cmath>` and `<cstdlib>` (`abs()`, `div()`, `rand()`, `srand()`), respectively.

**Table 81—Header `<cmath>` synopsis**

| Type                   |                    | Name(s)            |                   |                   |
|------------------------|--------------------|--------------------|-------------------|-------------------|
| <b>Macro: HUGE_VAL</b> |                    |                    |                   |                   |
| <b>Functions:</b>      |                    |                    |                   |                   |
| <code>acos</code>      | <code>cos</code>   | <code>fmod</code>  | <code>modf</code> | <code>tan</code>  |
| <code>asin</code>      | <code>cosh</code>  | <code>frexp</code> | <code>pow</code>  | <code>tanh</code> |
| <code>atan</code>      | <code>exp</code>   | <code>ldexp</code> | <code>sin</code>  |                   |
| <code>atan2</code>     | <code>fabs</code>  | <code>log</code>   | <code>sinh</code> |                   |
| <code>ceil</code>      | <code>floor</code> | <code>log10</code> | <code>sqrt</code> |                   |

**Table 81—Header `<cstdlib>` synopsis**

| Type                       |                   | Name(s)            |
|----------------------------|-------------------|--------------------|
| <b>Macros: RAND_MAX</b>    |                   |                    |
| <b>Types: div_t ldiv_t</b> |                   |                    |
| <b>Functions:</b>          |                   |                    |
| <code>abs</code>           | <code>labs</code> | <code>srand</code> |
| <code>div</code>           | <code>ldiv</code> | <code>rand</code>  |

- 2 The contents of these headers are the same as the Standard C library headers `<math.h>` and `<stdlib.h>` respectively, with the following additions:
- 3 In addition to the `int` versions of certain math functions in `<cstdlib>`, C++ adds long overloaded versions of these functions, with the same semantics.
- 4 The added signatures are:
- ```
long abs(long); // labs()
ldiv_t div(long, long); // ldiv()
```
- 5 In addition to the `double` versions of the math functions in `<cmath>`, C++ adds `float` and `long double` overloaded versions of these functions, with the same semantics.
- 6 The added signatures are:

```
float abs (float);
float acos (float);
float asin (float);
float atan (float);
float atan2(float, float);
float ceil (float);
float cos (float);
float cosh (float);
float exp (float);
float fabs (float);
float floor(float);
float fmod (float, float);
float frexp(float, int*);
float ldexp(float, int);
float log (float);
float log10(float);
float modf (float, float*);
float pow (float, float);
float pow (float, int);
float sin (float);
float sinh (float);
float sqrt (float);
float tan (float);
float tanh (float);

double abs(double);          // fabs()
double pow(double, int);

long double abs (long double);
long double acos (long double);
long double asin (long double);
long double atan (long double);
long double atan2(long double, long double);
long double ceil (long double);
long double cos (long double);
long double cosh (long double);
long double exp (long double);
long double fabs (long double);
long double floor(long double);
long double frexp(long double, int*);
long double fmod (long double, long double);
long double frexp(long double, int*);
long double ldexp(long double, int);
long double log (long double);
long double log10(long double);
long double modf (long double, long double*);
long double pow (long double, long double);
long double pow (long double, int);
long double sin (long double);
long double sinh (long double);
long double sqrt (long double);
long double tan (long double);
long double tanh (long double);
```

SEE ALSO: ISO C subclauses 7.5, 7.10.2, 7.10.6.

27 Input/output library

[lib.input.output]

- 1 This clause describes components that C++ programs may use to perform input/output operations.
- 2 The following subclasses describe requirements for stream parameters, and components for forward declarations of iostreams, predefined iostreams objects, base iostreams classes, stream buffering, stream formatting and manipulators, string streams, and file streams, as summarized in Table 83:

Table 83—Input/output library summary

Subclause	Header(s)
27.1 Requirements	
27.2 Forward declarations	<iosfwd>
27.3 Standard iostream objects	<iostream>
27.4 Iostreams base classes	<ios>
27.5 Stream buffers	<streambuf>
27.6 Formatting and manipulators	<istream>
	<ostream>
	<iomanip>
27.7 String streams	<sstream>
	<cstdlib>
27.8 File streams	<fstream>
	<cstdio>
	<wchar>

27.1 Iostreams requirements

[lib.iostreams.requirements]

27.1.1 Definitions

[lib.iostreams.definitions]

- 1 For character-related definitions, see 21.1.1. Additional iostreams definitions:
 - **iostream class templates** The iostream class templates are templates defined in this clause that take two template arguments: `charT` and `traits`. The argument `charT` is a character container class, and the argument `traits` is a structure which defines additional characteristics and functions of the character type represented by `charT` necessary to implement the iostream class templates.
 - **narrow-oriented iostream classes** The narrow-oriented iostream classes are the instantiations of the iostream class templates on the character container class `char` and the default value of the `traits` parameter. The traditional iostream classes are regarded as the narrow-oriented iostream classes (27.3.1).
 - **wide-oriented iostream classes** The wide-oriented iostream classes are the instantiations of the iostream class templates on the character container class `wchar_t` and the default value of the `traits` parameter. (27.3.2).
 - **repositional streams and arbitrary-positional streams** A *repositional stream*, can seek to only the position where we previously encountered. On the other hand, an *arbitrary-positional* stream can seek

to any integral position within the length of the stream. Every arbitrary-positional stream is repositional.

27.1.2 Limitations

[lib.iostream.limits]

27.1.2.1 Imbue Limitations

[lib.iostream.limits.imbue]

No function described in 27 except for `ios_base::imbue` causes any instance of `basic_ios::imbue` or `basic_streambuf::imbue` to be called. If any user function called from a function declared in 27 or as an overriding virtual function of any class declared in 27 calls `imbue` the behavior is undefined.

27.1.2.2 Positioning Type Limitations

[lib.iostreams.limits.pos]

The classes of clause 27 with template arguments `charT` and `traits` behave as described if `traits::pos_type` and `traits::off_type` are `streampos` and `streamoff` respectively. Except as noted explicitly below their behavior when `traits::pos_type` and `traits::off_type` are other types are implementation-defined.

27.2 Forward declarations

[lib.iostream.forward]

Header `<iosfwd>` synopsis

```
namespace std {
    template<> class char_traits<char>;
    template<> class char_traits<wchar_t>;

    template <class charT, class traits = char_traits<charT> >
        class basic_ios;

    template <class charT, class traits = char_traits<charT> >
        class basic_streambuf;

    template <class charT, class traits = char_traits<charT> >
        class basic_istream;

    template <class charT, class traits = char_traits<charT> >
        class basic_ostream;

    template <class charT, class traits = char_traits<charT> >
        class basic_iostream;
```

```
template <class charT, class traits = char_traits<charT>,
         class Allocator = allocator<charT> >
    class basic_stringbuf;

template <class charT, class traits = char_traits<charT>,
         class Allocator = allocator<charT> >
    class basic_istream;

template <class charT, class traits = char_traits<charT>,
         class Allocator = allocator<charT> >
    class basic_ostream;

template <class charT, class traits = char_traits<charT>,
         class Allocator = allocator<charT> >
    class basic_stringstream;

template <class charT, class traits = char_traits<charT> >
    class basic_filebuf;

template <class charT, class traits = char_traits<charT> >
    class basic_ifstream;

template <class charT, class traits = char_traits<charT> >
    class basic_ofstream;

template <class charT, class traits = char_traits<charT> >
    class basic_fstream;

template <class charT, class traits = char_traits<charT> >
    class basic_istreambuf_iterator;

template <class charT, class traits = char_traits<charT> >
    class basic_ostreambuf_iterator;

typedef basic_ios<char>          ios;
typedef basic_ios<wchar_t>      wios;

typedef basic_streambuf<char>    streambuf;
typedef basic_istream<char>      istream;
typedef basic_ostream<char>      ostream;
typedef basic_iostream<char>     iostream;

typedef basic_stringbuf<char>     stringbuf;
typedef basic_istreamstream<char>  istringstream;
typedef basic_ostreamstream<char>  ostringstream;
typedef basic_stringstream<char>   stringstream;

typedef basic_filebuf<char>       filebuf;
typedef basic_ifstream<char>      ifstream;
typedef basic_ofstream<char>      ofstream;
typedef basic_fstream<char>       fstream;
```

```

typedef basic_streambuf<wchar_t> wstreambuf;
typedef basic_istream<wchar_t> wistream;
typedef basic_ostream<wchar_t> wostream;
typedef basic_iostream<wchar_t> wiostream;

typedef basic_stringbuf<wchar_t> wstringbuf;
typedef basic_istringstream<wchar_t> wistringstream;
typedef basic_ostringstream<wchar_t> wostringstream;
typedef basic_stringstream<wchar_t> wstringstream;

typedef basic_filebuf<wchar_t> wfilebuf;
typedef basic_ifstream<wchar_t> wifstream;
typedef basic_ofstream<wchar_t> wofstream;
typedef basic_fstream<wchar_t> wfstream;

template <class state> class fpos;
typedef fpos<char_traits<char>::state_type> streampos;
typedef fpos<char_traits<wchar_t>::state_type> wstreampos;
}

```

[Note:

- 1 The template class `basic_ios<charT,traits>` serves as a virtual base class for the classes `basic_istream<charT,traits>`, `basic_ostream<charT,traits>`, and classes derived from them. `basic_iostream<charT,traits>` is a class derived from both `basic_istream` and `basic_ostream`.
- 2 The template class `basic_streambuf<charT,traits>` serves as a base class for template classes `basic_stringbuf`, and `basic_filebuf`.
- 3 The template class `basic_istream` serves as a base class for template classes `basic_istringstream`, and `basic_ifstream`.
- 4 The template class `basic_ostream` serves as a base class for template classes `basic_ostringstream`, and `basic_ofstream`.
- 5 The template class `basic_iostream` serves as a base class for template classes `basic_stringstream`, and `basic_fstream`.
- 6 Other typedefs define instances of template classes specialized for `char` or `wchar_t` types.
- 7 The template class `fpos<charT>` is a class used for specifying file position information.
- 8 The types `streampos` and `wstreampos` are used for positioning streams specialized on `char` and `wchar_t` respectively.
- 9 This synopsis suggests a circularity between `streampos` and `char_traits<char>`. An implementation can avoid this circularity by substituting equivalent types. One way to do this might be

```

template<class stateT> class fpos { ... }; // depends on nothing
typedef ... _STATE; // implementation private declaration of stateT

typedef fpos<_STATE> streampos;

template<> struct char_traits<char> {
    typedef streampos pos_type;
    // ....
}

```


—*end note*]

27.3 Standard iostream objects

[lib.istream.objects]

Header <iostream> synopsis

```
namespace std {
    extern istream cin;
    extern ostream cout;
    extern ostream cerr;
    extern ostream clog;

    extern wistream wcin;
    extern wostream wcout;
    extern wostream wcerr;
    extern wostream wclog;
}
```

- 1 The header <iostream> declares objects that associate objects with the standard C streams provided for by the functions declared in <stdio> (27.8.2).
- 2 Mixing operations on corresponding wide- and narrow-character streams follows the same semantics as mixing such operations on FILES, as specified in Amendment 1 of the ISO C standard. The objects are constructed, and the associations are established at some time prior to or during first time an object of class `basic_ios<charT, traits>::Init` is constructed, and in any case before the body of main begins execution.²⁴⁸⁾ The objects are *not* destroyed during program execution.²⁴⁹⁾

27.3.1 Narrow stream objects

[lib.narrow.stream.objects]

```
istream cin;
```

- 1 The object `cin` controls input from a stream buffer associated with the object `stdin`, declared in <stdio>.

- 2 After the object `cin` is initialized, `cin.tie()` returns `&cout`.

```
ostream cout;
```

- 3 The object `cout` controls output to a stream buffer associated with the object `stdout`, declared in <stdio> (27.8.2).

```
ostream cerr;
```

- 4 The object `cerr` controls output to a stream buffer associated with the object `stderr`, declared in <stdio> (27.8.2).

- 5 After the object `cerr` is initialized, `cerr.flags() & unitbuf` is nonzero.

```
ostream clog;
```

- 6 The object `clog` controls output to a stream buffer associated with the object `stderr`, declared in <stdio> (27.8.2).

²⁴⁸⁾ If it is possible for them to do so, implementations are encouraged to initialize the objects earlier than required.

²⁴⁹⁾ Constructors and destructors for static objects can access these objects to read input from `stdin` or write output to `stdout` or `stderr`.

27.3.2 Wide stream objects**[lib.wide.stream.objects]**

```
wistream wcin;
```

1 The object `wcin` controls input from a stream buffer associated with the object `stdin`, declared in `<cstdio>`.

2 After the object `wcin` is initialized, `wcin.tie()` returns `&wcout`.

```
wostream wcout;
```

3 The object `wcout` controls output to a stream buffer associated with the object `stdout`, declared in `<cstdio>` (27.8.2).

```
wostream wcerr;
```

4 The object `wcerr` controls output to a stream buffer associated with the object `stderr`, declared in `<cstdio>` (27.8.2).

5 After the object `wcerr` is initialized, `wcerr.flags() & unitbuf` is nonzero.

```
wostream wclog;
```

6 The object `wclog` controls output to a stream buffer associated with the object `stderr`, declared in `<cstdio>` (27.8.2).

27.4 Iostreams base classes**[lib.istreams.base]****Header `<ios>` synopsis**

```
#include <iosfwd>

namespace std {
    typedef OFF_T streamoff;
    typedef SZ_T streamsize;
    template <class stateT> class fpos;

    class ios_base;
    template <class charT, class traits = char_traits<charT> >
        class basic_ios;

    // 27.4.6, manipulators:
    ios_base& boolalpha (ios_base& str);
    ios_base& noboolalpha (ios_base& str);

    ios_base& showbase (ios_base& str);
    ios_base& noshowbase (ios_base& str);

    ios_base& showpoint (ios_base& str);
    ios_base& noshowpoint (ios_base& str);

    ios_base& showpos (ios_base& str);
    ios_base& noshowpos (ios_base& str);

    ios_base& skipws (ios_base& str);
    ios_base& noskipws (ios_base& str);

    ios_base& uppercase (ios_base& str);
    ios_base& nouppercase (ios_base& str);
}
```

```
// 27.4.6.2 adjustfield:
ios_base& internal (ios_base& str);
ios_base& left     (ios_base& str);
ios_base& right    (ios_base& str);

// 27.4.6.3 basefield:
ios_base& dec      (ios_base& str);
ios_base& hex      (ios_base& str);
ios_base& oct      (ios_base& str);

// 27.4.6.4 floatfield:
ios_base& fixed    (ios_base& str);
ios_base& scientific (ios_base& str);
}
```

27.4.1 Types**[lib.stream.types]**

```
typedef OFF_T streamoff;
```

- 1 The type `streamoff` is an implementation-defined type that satisfies the requirements of 27.4.4.

```
typedef SZ_T streamsize;
```

- 2 The type `streamsize` is a synonym for one of the signed basic integral types. It is used to represent the number of characters transferred in an I/O operation, or the size of I/O buffers.²⁵⁰⁾

27.4.2 Class `ios_base`**[lib.ios.base]**

```
namespace std {
  class ios_base {
  public:
    class failure;

    typedef TI fmtflags;
    static const fmtflags boolalpha;
    static const fmtflags dec;
    static const fmtflags fixed;
    static const fmtflags hex;
    static const fmtflags internal;
    static const fmtflags left;
    static const fmtflags oct;
    static const fmtflags right;
    static const fmtflags scientific;
    static const fmtflags showbase;
    static const fmtflags showpoint;
    static const fmtflags showpos;
    static const fmtflags skipws;
    static const fmtflags unitbuf;
    static const fmtflags uppercase;
    static const fmtflags adjustfield;
    static const fmtflags basefield;
    static const fmtflags floatfield;
  };
};
```

²⁵⁰⁾ `streamsize` is used in most places where ISO C would use `size_t`. Most of the uses of `streamsize` could use `size_t`, except for the `strstreambuf` constructors, which require negative values. It should probably be the signed type corresponding to `size_t` (which is what Posix.2 calls `ssize_t`).

```
typedef T2 iostate;
static const iostate badbit;
static const iostate eofbit;
static const iostate failbit;
static const iostate goodbit;

typedef T3 openmode;
static const openmode app;
static const openmode ate;
static const openmode binary;
static const openmode in;
static const openmode out;
static const openmode trunc;

typedef T4 seekdir;
static const seekdir beg;
static const seekdir cur;
static const seekdir end;

class Init;

// 27.4.2.2 fmtflags state:
fmtflags flags() const;
fmtflags flags(fmtflags fmtfl);
fmtflags setf(fmtflags fmtfl);
fmtflags setf(fmtflags fmtfl, fmtflags mask);
void unsetf(fmtflags mask);

streamsize precision() const;
streamsize precision(streamsize prec);
streamsize width() const;
streamsize width(streamsize wide);

// 27.4.2.3 locales:
locale imbue(const locale& loc);
locale getloc() const;

// 27.4.2.5 storage:
static int xalloc();
long& iword(int index);
void*& pword(int index);

// destructor
~ios_base();

// 27.4.2.6 callbacks:
enum event { erase_event, imbue_event, copyfmt_event };
typedef void (*event_callback)(event, ios_base&, int index);
void register_callback(event_call_back fn, int index);

static bool sync_with_stdio(bool sync = true);

protected:
ios_base();
```

```

private:
// static int index;    exposition only
// long* iarray;       exposition only
// void** parray;     exposition only
};
}

```

1 `ios_base` defines several member types:

- a class `failure` derived from `exception`;
- a class `Init`;
- three bitmask types, `fmtflags`, `iostate`, and `openmode`;
- an enumerated type, `seekdir`.

2 It maintains several kinds of data:

- state information that reflects the integrity of the stream buffer;
- control information that influences how to interpret (format) input sequences and how to generate (format) output sequences;
- additional information that is stored by the program for its private use.

3 [*Note:* For the sake of exposition, the maintained data is presented here as:

- `static int index`, specifies the next available unique index for the integer or pointer arrays maintained for the private use of the program, initialized to an unspecified value;
- `long* iarray`, points to the first element of an arbitrary-length long array maintained for the private use of the program;
- `void** parray`, points to the first element of an arbitrary-length pointer array maintained for the private use of the program. —*end note*]

27.4.2.1 Types

[`lib.ios.types`]

27.4.2.1.1 Class `ios_base::failure`

[`lib.ios::failure`]

```

namespace std {
class ios_base::failure : public exception {
public:
explicit failure(const string& msg);
virtual ~failure();
virtual const char* what() const;
};
}

```

1 The class `failure` defines the base class for the types of all objects thrown as exceptions, by functions in the `iostreams` library, to report errors detected during stream buffer operations.

```
explicit failure(const string& msg);
```

2 **Effects:** Constructs an object of class `failure`, initializing the base class with `exception(msg)`.

3 **Postcondition:** `what() == msg.str()`

```
const char* what() const;
```

4 **Returns:** The message `msg` with which the exception was created.

27.4.2.1.2 Type `ios_base::fmtflags`

[lib.ios::fmtflags]

```
typedef T1 fmtflags;
```

- 1 The type `fmtflags` is a bitmask type (17.2.2.1.2). Setting its elements has the effects indicated in Table 84:

Table 84—`fmtflags` effects

Element	Effect(s) if set
<code>boolalpha</code>	insert and extract <code>bool</code> type in alphabetic format
<code>dec</code>	converts integer input or generates integer output in decimal base
<code>fixed</code>	generate floating-point output in fixed-point notation;
<code>hex</code>	converts integer input or generates integer output in hexadecimal base;
<code>internal</code>	adds fill characters at a designated internal point in certain generated output, or identical to <code>right</code> if no such point is designated;
<code>left</code>	adds fill characters on the right (final positions) of certain generated output;
<code>oct</code>	converts integer input or generates integer output in octal base;
<code>right</code>	adds fill characters on the left (initial positions) of certain generated output;
<code>scientific</code>	generates floating-point output in scientific notation;
<code>showbase</code>	generates a prefix indicating the numeric base of generated integer output;
<code>showpoint</code>	generates a decimal-point character unconditionally in generated floating-point output;
<code>showpos</code>	generates a + sign in non-negative generated numeric output;
<code>skipws</code>	skips leading white space before certain input operations;
<code>unitbuf</code>	flushes output after each output operation;
<code>uppercase</code>	replaces certain lowercase letters with their uppercase equivalents in generated output.

- 2 Type `fmtflags` also defines the constants indicated in Table 85:

Table 85—`fmtflags` constants

Constant	Allowable values
<code>adjustfield</code>	<code>left</code> <code>right</code> <code>internal</code>
<code>basefield</code>	<code>dec</code> <code>oct</code> <code>hex</code>
<code>floatfield</code>	<code>scientific</code> <code>fixed</code>

27.4.2.1.3 Type `ios_base::iostate`

[lib.ios::iostate]

```
typedef T2 iostate;
```

- 1 The type `iostate` is a bitmask type (17.2.2.1.2) that contains the elements indicated in Table 86:

Table 86—iostate effects

Element	Effect(s) if set
<code>badbit</code>	indicates a loss of integrity in an input or output sequence (such as an irrecoverable read error from a file);
<code>eofbit</code>	indicates that an input operation reached the end of an input sequence;
<code>failbit</code>	indicates that an input operation failed to read the expected characters, or that an output operation failed to generate the desired characters.

2 Type `iostate` also defines the constant:

— `goodbit`, the value zero.

27.4.2.1.4 Type `ios_base::openmode`

[`lib.ios::openmode`]

```
typedef T3 openmode;
```

1 The type `openmode` is a bitmask type (17.2.2.1.2). It contains the elements indicated in Table 87:

Table 87—openmode effects

Element	Effect(s) if set
<code>app</code>	seek to end before each write
<code>ate</code>	open and seek to end immediately after opening
<code>binary</code>	perform input and output in binary mode (as opposed to text mode)
<code>in</code>	open for input
<code>out</code>	open for output
<code>trunc</code>	truncate an existing stream when opening

27.4.2.1.5 Type `ios_base::seekdir`

[`lib.ios::seekdir`]

```
typedef T4 seekdir;
```

1 The type `seekdir` is an enumerated type (17.2.2.1.1) that contains the elements indicated in Table 88:

Table 88—seekdir effects

Element	Meaning
<code>beg</code>	request a seek (for subsequent input or output) relative to the beginning of the stream
<code>cur</code>	request a seek relative to the current position within the sequence
<code>end</code>	request a seek relative to the current end of the sequence

27.4.2.1.6 Class `ios_base::Init`

[`lib.ios::Init`]

```

namespace std {
    class ios_base::Init {
    public:
        Init();
        ~Init();
    private:
        // static int init_cnt; exposition only
    };
}

```

1 The class `Init` describes an object whose construction ensures the construction of the eight objects declared in `<iostream>` (27.3) that associate file stream buffers with the standard C streams provided for by the functions declared in `<cstdio>` (27.8.2).

2 For the sake of exposition, the maintained data is presented here as:

— `static int init_cnt`, counts the number of constructor and destructor calls for class `Init`, initialized to zero.

```
Init();
```

3 **Effects:** Constructs an object of class `Init`. If `init_cnt` is zero, the function stores the value one in `init_cnt`, then constructs and initializes the objects `cin`, `cout`, `cerr`, `clog` (27.3.1), `wcin`, `wcout`, `wcerr`, and `wclog` (27.3.2). In any case, the function then adds one to the value stored in `init_cnt`.

```
~Init();
```

4 **Effects:** Destroys an object of class `Init`. The function subtracts one from the value stored in `init_cnt` and, if the resulting stored value is one, calls `cout.flush()`, `cerr.flush()`, `clog.flush()`, `wcout.flush()`, `wcerr.flush()`, and `wclog.flush()`.

27.4.2.2 `ios_base` `fmtflags` state functions

[lib.fmtflags.state]

```
fmtflags flags() const;
```

1 **Returns:** The format control information for both input and output.

```
fmtflags flags(fmtflags fmtfl);
```

2 **Postcondition:** `fmtfl == flags()`.

3 **Returns:** The previous value of `flags()`.

```
fmtflags setf(fmtflags fmtfl);
```

4 **Effects:** Sets `fmtfl` in `flags()`.

5 **Returns:** The previous value of `flags()`.

```
fmtflags setf(fmtflags fmtfl, fmtflags mask);
```

6 **Effects:** Clears `mask` in `flags()`, sets `fmtfl` & `mask` in `flags()`.

7 **Returns:** The previous value of `flags()`.

```
void unsetf(fmtflags mask);
```

8 **Effects:** Clears `mask` in `flags()`.

```
streamsize precision() const;
```

9 **Returns:** The precision (number of digits after the decimal point) to generate on certain output conversions.

```
streamsize precision(streamsize prec);
```


ios_base fmtflags state functions

10 **Postcondition:** *prec* == *precision()*.

11 **Returns:** The previous value of *precision()*.

```
streamsize width() const;
```

12 **Returns:** The minimum field width (number of characters) to generate on certain output conversions.

```
streamsize width(streamsize wide);
```

13 **Postcondition:** *wide* == *width()*.

14 **Returns:** The previous value of *width()*.

27.4.2.3 ios_base locale functions**[lib.ios.base.locales]**

```
locale imbue(const locale loc);
```

1 **Effects:** Calls each registered callback pair $(fn, index)$ (27.4.2.6) as $(*fn)(imbue_event, *this, index)$ at such a time that a call to `ios_base::getloc()` from within *fn* returns the new locale value *loc*.

2 **Returns:** If no locale has been imbued, a copy of the global C++ locale, `locale()`, in effect at the time of construction. Otherwise, returns the imbued locale, to be used to perform locale-dependent input and output operations. **Postcondition:** *loc* == `getloc()`.

```
locale getloc() const;
```

3 **Returns:** The previous value of `getloc()`.

27.4.2.4 ios_base static members**[lib.ios.members.static]**

```
bool sync_with_stdio(bool sync = true);
```

1 **Returns:** `true`, the first time it is called; otherwise, returns `true` if the standard iostream objects (27.3) are synchronized and otherwise returns `false`.

2 **Effects:** If any input or output operation has occurred using the standard streams prior to the call, the effect is implementation-defined. Otherwise, called with a `false` argument, it allows the standard streams to operate independently of the standard C streams.

27.4.2.5 ios_base storage functions**[lib.ios.base.storage]**

```
static int xalloc();
```

1 **Returns:** *index*++.

```
long& iword(int idx);
```

2 **Effects:** If *iarray* is a null pointer, allocates an array of `long` of unspecified size and stores a pointer to its first element in *iarray*. The function then extends the array pointed at by *iarray* as necessary to include the element *iarray*[*idx*]. Each newly allocated element of the array is initialized to zero. The reference returned may become invalid after another call to the object's `iword` member with a different index, after a call to its `copyfmt` member, or when the object is destroyed.²⁵¹⁾ If the function fails²⁵²⁾ it sets `badbit`, which may throw an exception.

3 **Returns:** On success *iarray*[*idx*]. On failure, a valid `int&` initialized to 0.

```
void* & pword(int idx);
```

4 **Effects:** If *parray* is a null pointer, allocates an array of pointers to `void` of unspecified size and stores a pointer to its first element in *parray*. The function then extends the array pointed at by *parray* as necessary to include the element *parray*[*idx*]. Each newly allocated element of the array is initialized to a null pointer. The reference returned may become invalid after another call to the object's

²⁵¹⁾ An implementation is free to implement both the integer array pointed at by *iarray* and the pointer array pointed at by *parray* as sparse data structures, possibly with a one-element cache for each.

²⁵²⁾ for example, because it cannot allocate space.

yword member with a different index, after call to its copyfmt member, or when the object is destroyed. If the function fails²⁵³) it sets badbit, which may throw an exception.

5 **Returns:** On success *parray*[*idx*]. On failure a valid `void*&` initialized to 0.

6 **Notes:** After a subsequent call to `yword(int)` for the same object, the earlier return value may no longer be valid.

27.4.2.6 ios_base callbacks

[lib.ios.base.callback]

```
void register_callback(event_callback fn, int index);
```

1 **Effects:** Registers the pair (*fn*, *index*) such that during calls to `imbue()` (27.4.2.3), `copyfmt()`, or `~ios_base()` (27.4.2.7), the function *fn* is called with argument *index*. Functions registered are called when an event occurs, in opposite order of registration. Functions registered while a callback function is active are not called until the next event.

2 **Notes:** Identical pairs are not merged. A function registered twice will be called twice.

27.4.2.7 ios_base constructors/destructors

[lib.ios.base.cons]

```
ios_base();
```

1 **Effects:** The `ios_base` members are have an indeterminate value after construction.

```
~ios_base();
```

2 **Effects:** Destroys an object of class `ios_base`. Calls each registered callback pair (*fn*, *index*) (27.4.2.6) as `(*fn)(erase_event, *this, index)` at such time that any `ios_base` member function called from within *fn* has well defined results.

27.4.3 Template class fpos

[lib.fpos]

```
namespace std {
    template <class stateT> class fpos {
    public:
        // 27.4.3.1 Constructors
        fpos(stateT);
        // 27.4.3.2 Members
        stateT state() const;
        void state(stateT);
    private:
        stateT st; // exposition only
    };
}
```

27.4.3.1 fpos Constructor

[lib.fpos.cons]

```
fpos(stateT s)
```

1 **Effects:** Constructs an object and assigns *s* to *st*. An `fpos` will also contain private information needed to position a file. This information is initialized in an unspecified fashion.

27.4.3.2 fpos Members

[lib.fpos.members]

```
void state(stateT s);
```

1 **Effects:** Assign *s* to *st*.

```
stateT state();
```

²⁵³⁾ for example, because it cannot allocate space.

2 **Returns:** Current value of *st*.

27.4.4 fpos requirements

[lib.fpos.operations]

1 Operations specified in Table 89 are permitted. In that table,

- P refers to an instance of *fpos*,
- p and q refer to an values of type P,
- O refers to type *streamoff*,
- o refers to a value of type *streamoff*, and
- i refers to a value of type *int*.

Table 89—Position type requirements

expression	return type	operational semantics	assertion/note pre/post-condition
P(i)			p == P(i) note: a destructor is assumed.
P p(i); P p = i;			post: p == P(i).
P(o)	POS_T	converts from offset	
O(p)	OFF_T	converts to offset	P(O(p)) == p
p == q	convertible to bool		== is an equivalence relation
p != q	convertible to bool	!(p==q)	
q = p + o p += o	POS_T	+ offset	q-o == p
q = p - o p -= o	POS_T	- offset	q+o == p
o = p - q	OFF_T	distance	q+o == p

[Note: Every implementation is required to supply overloaded operators on *fpos* objects to satisfy the requirements of 27.4.4. It is unspecified whether these operators are members of *fpos*, global operators, or provided in some other way. —end note]

2 Stream operations that return a value of type `traits::pos_type` return `P(O(-1))` as an invalid value to signal an error. If this value is used as an argument to any `istream`, `ostream`, or `streambufmember` that accepts a value of type `traits::pos_type` then the behavior of that function is undefined.

27.4.5 Template class `basic_ios`

[lib.ios]

```
namespace std {
  template <class charT, class traits = char_traits<charT> >
  class basic_ios : public ios_base {
  public:
    // Types:
    typedef charT          char_type;
    typedef typename traits::int_type int_type;
    typedef typename traits::pos_type pos_type;
    typedef typename traits::off_type off_type;
    typedef traits         traits_type;
```

```

operator void*() const
bool operator!() const
iostate rdstate() const;
void clear(iostate state = goodbit);
void setstate(iostate state);
bool good() const;
bool eof() const;
bool fail() const;
bool bad() const;

iostate exceptions() const;
void exceptions(iostate except);

// 27.4.5.1 Constructor/destructor:
explicit basic_ios(basic_streambuf<charT,traits>* sb);
virtual ~basic_ios();

// 27.4.5.2 Members:
basic_ostream<charT,traits>* tie() const;
basic_ostream<charT,traits>* tie(basic_ostream<charT,traits>* tiestr);

basic_streambuf<charT,traits>* rdbuf() const;
basic_streambuf<charT,traits>* rdbuf(basic_streambuf<charT,traits>* sb);

basic_ios& copyfmt(const basic_ios& rhs);

char_type fill() const;
char_type fill(char_type ch);

// 27.4.2.3 locales:
locale imbue(const locale& loc);

char narrow(char_type c, char dfault) const;
char_type widen(char c) const;

protected:
    basic_ios();
    void init(basic_streambuf<charT,traits>* sb);
};
}

```

27.4.5.1 `basic_ios` constructors**[lib.basic.ios.cons]**

```
explicit basic_ios(basic_streambuf<charT,traits>* sb);
```

- 1 **Effects:** Constructs an object of class `basic_ios`, assigning initial values to its member objects by calling `init(sb)`.

```
basic_ios();
```

- 2 **Effects:** Constructs an object of class `basic_ios` (27.4.2.7) leaving its member objects uninitialized. The object must be initialized by calling its `init` member function. If it is destroyed before it has been initialized the behavior is undefined.

```
void init(basic_streambuf<charT,traits>* sb);
```

- 3 **Postconditions:** The postconditions of this function are indicated in Table 90:

Table 90—ios_base() effects

Element	Value
rdbuf()	sb
tie()	0
rdstate()	goodbit if <i>sb</i> is not a null pointer, otherwise badbit.
exceptions()	goodbit
flags()	skipws dec
width()	0
precision()	6
fill()	widen(' ');
getloc()	a copy of the value returned by locale()
<i>iarray</i>	a null pointer
<i>parray</i>	a null pointer

27.4.5.2 Member functions

[lib.basic.ios.members]

```
basic_ostream<charT,traits>* tie() const;
```

- 1 **Returns:** An output sequence that is *tied* to (synchronized with) the sequence controlled by the stream buffer.

```
basic_ostream<charT,traits>* tie(basic_ostream<charT,traits>* tiestr);
```

- 2 **Postcondition:** *tiestr* == *tie*().
 3 **Returns:** The previous value of *tie*().

```
basic_streambuf<charT,traits>* rdbuf() const;
```

- 4 **Returns:** A pointer to the streambuf associated with the stream.

```
basic_streambuf<charT,traits>* rdbuf(basic_streambuf<charT,traits>* sb);
```

- 5 **Postcondition:** *sb* == *rdbuf*().
 6 **Effects:** Calls *clear*().
 7 **Returns:** The previous value of *rdbuf*().

```
// 27.4.2.3 locales:
locale imbue(const locale& loc);
```

- 8 **Effects:** Calls *ios_base::imbue*(*loc*) (27.4.2.3) and if *rdbuf*() != 0 then *rdbuf*()->*pubimbue*(*loc*) (27.5.2.2.1).
 9 **Returns:** The prior value of *ios_base::imbue*().

```
char narrow(char_type c, char dfault) const;
```

- 10 **Returns:** *use_facet*< *ctype*<char_type> >(getloc()).*narrow*(*c*,*dfault*)

```
char_type widen(char c) const;
```

- 11 **Returns:** *use_facet*< *ctype*<char_type> >(getloc()).*widen*(*c*)

```
char_type fill() const
```

- 12 **Returns:** The character used to pad (fill) an output conversion to the specified field width.

```
char_type fill(char_type fillch);
```

- 13 **Postcondition:** *fillch* == *fill*()

- 14 **Returns:** The previous value of *fill*().

```
basic_ios& copyfmt(const basic_ios& rhs);
```

- 15 **Effects:** Assigns to the member objects of **this* the corresponding member objects of *rhs*, except that:
- `rdstate()` and `rdbuf()` are left unchanged;
 - `exceptions()` is altered last by calling `exceptions(rhs.except)`.
 - The contents of arrays pointed at by `pword` and `iword` are copied not the pointers themselves.²⁵⁴⁾
- 16 If any newly stored pointer values in **this* point at objects stored outside the object *rhs*, and those objects are destroyed when *rhs* is destroyed, the newly stored pointer values are altered to point at newly constructed copies of the objects.
- 17 Before copying any parts of *rhs*, calls each registered callback pair $(fn, index)$ as $(*fn)(erase_event, *this, index)$. After all parts but `exceptions()` have been replaced, calls each callback pair that was copied from *rhs* as $(*fn)(copy_event, *this, index)$.
- 18 **Notes:** The second pass permits a copied `pword` value to be zeroed, or its referent deep copied or reference counted or have other special action taken.
- 19 **Returns:** **this*.

27.4.5.3 basic_ios iostate flags functions

[lib.iostate.flags]

operator void*() const

- 1 **Returns:** If `fail()` then a null pointer; otherwise some non-null pointer to indicate success.

bool operator!() const

- 2 **Returns:** `fail()`.

iostate rdstate() const;

- 3 **Returns:** The control state of the stream buffer.

void clear(iostate state = goodbit);

- 4 **Postcondition:** If `rdbuf()!=0` then `state == rdstate();` otherwise `rdstate()==state | ios_base::badbit`.

- 5 **Effects:** If `(rdstate() & exceptions()) == 0`, returns. Otherwise, the function throws an object *fail* of class `basic_ios::failure` (27.4.2.1.1), constructed with implementation-defined argument values.

void setstate(iostate state);

- 6 **Effects:** Calls `clear(rdstate() | state)` (which may throw `basic_ios::failure` (27.4.2.1.1)).

bool good() const;

- 7 **Returns:** `rdstate() == 0`

bool eof() const;

- 8 **Returns:** true if `eofbit` is set in `rdstate()`.

bool fail() const;

- 9 **Returns:** true if `failbit` or `badbit` is set in `rdstate()`.²⁵⁵⁾

bool bad() const;

- 10 **Returns:** true if `badbit` is set in `rdstate()`.

²⁵⁴⁾ This suggests an infinite amount of copying, but the implementation can keep track of the maximum element of the arrays that is non-zero.

²⁵⁵⁾ Checking `badbit` also for `fail()` is historical practice.

basic_ios iostate flags functions

```
iostate exceptions() const;
```

11 **Returns:** A mask that determines what elements set in `rdstate()` cause exceptions to be thrown.

```
void exceptions(iostate except);
```

12 **Postcondition:** `except == exceptions()`.

13 **Effects:** Calls `clear(rdstate())`.

27.4.6 ios_base manipulators**[lib.std.ios.manip]****27.4.6.1 fmtflags manipulators****[lib.fmtflags.manip]**

```
ios_base& boolalpha(ios_base& str);
```

1 **Effects:** Calls `str.setf(ios_base::boolalpha)`.

2 **Returns:** `str`.

```
ios_base& noboolalpha(ios_base& str);
```

3 **Effects:** Calls `str.unsetf(ios_base::boolalpha)`.

4 **Returns:** `str`.

```
ios_base& showbase(ios_base& str);
```

5 **Effects:** Calls `str.setf(ios_base::showbase)`.

6 **Returns:** `str`.

```
ios_base& noshowbase(ios_base& str);
```

7 **Effects:** Calls `str.unsetf(ios_base::showbase)`.

8 **Returns:** `str`.

```
ios_base& showpoint(ios_base& str);
```

9 **Effects:** Calls `str.setf(ios_base::showpoint)`.

10 **Returns:** `str`.

```
ios_base& noshowpoint(ios_base& str);
```

11 **Effects:** Calls `str.unsetf(ios_base::showpoint)`.

12 **Returns:** `str`.

```
ios_base& showpos(ios_base& str);
```

13 **Effects:** Calls `str.setf(ios_base::showpos)`.

14 **Returns:** `str`.

```
ios_base& noshowpos(ios_base& str);
```

15 **Effects:** Calls `str.unsetf(ios_base::showpos)`.

16 **Returns:** `str`.

```
ios_base& skipws(ios_base& str);
```

17 **Effects:** Calls `str.setf(ios_base::skipws)`.

18 **Returns:** `str`.

```
ios_base& noskipws(ios_base& str);
```

19 **Effects:** Calls `str.unsetf(ios_base::skipws)`.

20 **Returns:** `str`.

```
ios_base& uppercase(ios_base& str);
```

21 **Effects:** Calls `str.setf(ios_base::uppercase)`.

22 **Returns:** *str*.
 ios_base& nouppercase(ios_base& *str*);

23 **Effects:** Calls *str*.unsetf(ios_base::uppercase).
 24 **Returns:** *str*.
 ios_base& unitbuf(ios_base& *str*);

25 **Effects:** Calls *str*.setf(ios_base::unitbuf).
 26 **Returns:** *str*.
 ios_base& nunitbuf(ios_base& *str*);

27 **Effects:** Calls *str*.unsetf(ios_base::unitbuf).
 28 **Returns:** *str*.

27.4.6.2 adjustfield manipulators

[lib.adjustfield.manip]

ios_base& internal(ios_base& *str*);

1 **Effects:** Calls *str*.setf(ios_base::internal, ios_base::adjustfield).
 2 **Returns:** *str*.
 ios_base& left(ios_base& *str*);

3 **Effects:** Calls *str*.setf(ios_base::left, ios_base::adjustfield).
 4 **Returns:** *str*.
 ios_base& right(ios_base& *str*);

5 **Effects:** Calls *str*.setf(ios_base::right, ios_base::adjustfield).
 6 **Returns:** *str*.

27.4.6.3 basefield manipulators

[lib.basefield.manip]

ios_base& dec(ios_base& *str*);

1 **Effects:** Calls *str*.setf(ios_base::dec, ios_base::basefield).
 2 **Returns:** *str*.
 ios_base& hex(ios_base& *str*);

3 **Effects:** Calls *str*.setf(ios_base::hex, ios_base::basefield).
 4 **Returns:** *str*.
 ios_base& oct(ios_base& *str*);

5 **Effects:** Calls *str*.setf(ios_base::oct, ios_base::basefield).
 6 **Returns:** *str*.

27.4.6.4 floatfield manipulators

[lib.floatfield.manip]

ios_base& fixed(ios_base& *str*);

1 **Effects:** Calls *str*.setf(ios_base::fixed, ios_base::floatfield).
 2 **Returns:** *str*.
 ios_base& scientific(ios_base& *str*);

3 **Effects:** Calls *str*.setf(ios_base::scientific, ios_base::floatfield).

²⁵⁶⁾ The function signature `dec(ios_base&)` can be called by the function signature `basic_ostream& stream::operator<<(ios_base& (*)(ios_base&))` to permit expressions of the form `cout << dec` to change the format flags stored in `cout`.

4 **Returns:** *str*.

27.5 Stream buffers

[lib.stream.buffer]

Header <streambuf> synopsis

```
namespace std {
    template <class charT, class traits = char_traits<charT> >
        class basic_streambuf;
    typedef basic_streambuf<char>          streambuf;
    typedef basic_streambuf<wchar_t>      wstreambuf;
}
```

1 The header <streambuf> defines types that control input from and output to *character* sequences.

27.5.1 Stream buffer requirements

[lib.streambuf.reqts]

1 Stream buffers can impose various constraints on the sequences they control. Some constraints are:

- The controlled input sequence can be not readable.
- The controlled output sequence can be not writable.
- The controlled sequences can be associated with the contents of other representations for character sequences, such as external files.
- The controlled sequences can support operations *directly* to or from associated sequences.
- The controlled sequences can impose limitations on how the program can read characters from a sequence, write characters to a sequence, put characters back into an input sequence, or alter the stream position.

2 Each sequence is characterized by three pointers which, if non-null, all point into the same `charT` array object. The array object represents, at any moment, a (sub)sequence of characters from the sequence. Operations performed on a sequence alter the values stored in these pointers, perform reads and writes directly to or from associated sequences, and alter “the stream position” and conversion state as needed to maintain this subsequence relationship. The three pointers are:

- the *beginning pointer*, or lowest element address in the array (called *xbeg* here);
- the *next pointer*, or next element address that is a current candidate for reading or writing (called *xnext* here);
- the *end pointer*, or first element address beyond the end of the array (called *xend* here).

3 The following semantic constraints shall always apply for any set of three pointers for a sequence, using the pointer names given immediately above:

- If *xnext* is not a null pointer, then *xbeg* and *xend* shall also be non-null pointers into the same `charT` array, as described above; otherwise, *xbeg* and *xend* shall also be null.
- If *xnext* is not a null pointer and $xnext < xend$ for an output sequence, then a *write position* is available. In this case, **xnext* shall be assignable as the next element to write (to put, or to store a character value, into the sequence).
- If *xnext* is not a null pointer and $xbeg < xnext$ for an input sequence, then a *putback position* is available. In this case, *xnext[-1]* shall have a defined value and is the next (preceding) element to store a character that is put back into the input sequence.
- If *xnext* is not a null pointer and $xnext < xend$ for an input sequence, then a *read position* is available. In this case, **xnext* shall have a defined value and is the next element to read (to get, or to obtain a character value, from the sequence).

27.5.2 Template class `basic_streambuf<charT,traits>`**[lib.streambuf]**

```

namespace std {
    template <class charT, class traits = char_traits<charT> >
    class basic_streambuf {
    public:
        // Types:
        typedef charT          char_type;
        typedef typename traits::int_type int_type;
        typedef typename traits::pos_type pos_type;
        typedef typename traits::off_type off_type;
        typedef traits         traits_type;

        virtual ~basic_streambuf();

        // 27.5.2.2.1 locales:
        locale pubimbue(const locale &loc);
        locale getloc() const;

        // 27.5.2.2.2 buffer and positioning:
        basic_streambuf<char_type,traits>*
            pubsetbuf(char_type* s, streamsize n);
        pos_type pubseekoff(off_type off, ios_base::seekdir way,
            ios_base::openmode which = ios_base::in | ios_base::out);
        pos_type pubseekpos(pos_type sp,
            ios_base::openmode which = ios_base::in | ios_base::out);
        int      pubsync();

        // Get and put areas:
        // 27.5.2.2.3 Get area:
        streamsize in_avail();
        int_type  snextc();
        int_type  sbumpc();
        int_type  sgetc();
        streamsize sgetn(char_type* s, streamsize n);

        // 27.5.2.2.4 Putback:
        int_type  sputbackc(char_type c);
        int_type  sungetc();

        // 27.5.2.2.5 Put area:
        int_type  sputc(char_type c);
        streamsize sputn(const char_type* s, streamsize n);

    protected:
        basic_streambuf();

        // 27.5.2.3.1 Get area:
        char_type* eback() const;
        char_type* gptr() const;
        char_type* egptr() const;
        void      gbump(int n);
        void      setg(char_type* gbeg, char_type* gnext, char_type* gend);

        // 27.5.2.3.2 Put area:
        char_type* pbase() const;
        char_type* pptr() const;
        char_type* epptr() const;
        void      pbump(int n);
        void      setp(char_type* pbeg, char_type* pend);
    };
}

```

Template class `basic_streambuf<charT,traits>`

```

// 27.5.2.4 virtual functions:
// 27.5.2.4.1 Locales:
    virtual void imbue(const locale &loc);

// 27.5.2.4.2 Buffer management and positioning:
    virtual basic_streambuf<char_type,traits>*
        setbuf(char_type* s, streamsize n);
    virtual pos_type seekoff(off_type off, ios_base::seekdir way,
        ios_base::openmode which = ios_base::in | ios_base::out);
    virtual pos_type seekpos(pos_type sp,
        ios_base::openmode which = ios_base::in | ios_base::out);
    virtual int sync();

// 27.5.2.4.3 Get area:
    virtual int showmanyc();
    virtual streamsize xsgetn(char_type* s, streamsize n);
    virtual int_type underflow();
    virtual int_type uflow();

// 27.5.2.4.4 Putback:
    virtual int_type pbackfail(int_type c = traits::eof());

// 27.5.2.4.5 Put area:
    virtual streamsize xsputn(const char_type* s, streamsize n);
    virtual int_type overflow (int_type c = traits::eof());
};
}

```

- 1 The class template `basic_streambuf<charT,traits>` serves as an abstract base class for deriving various *stream buffers* whose objects each control two *character sequences*:
 - a character *input sequence*;
 - a character *output sequence*.
- 2 The class `streambuf` is an instantiation of the template class `basic_streambuf` specialized by the type `char`.
- 3 The class `wstreambuf` is an instantiation of the template class `basic_streambuf` specialized by the type `wchar_t`.

27.5.2.1 `basic_streambuf` constructors**[lib.streambuf.cons]**`basic_streambuf()`;

- 1 **Effects:** Constructs an object of class `basic_streambuf<charT,traits>` and initializes:²⁵⁷⁾
 - all its pointer member objects to null pointers,
 - the `getloc()` member to a copy the global locale, `locale()`, at the time of construction.
- 2 **Notes:** Once the `getloc()` member is initialized, results of calling locale member functions, and of members of facets so obtained, can safely be cached until the next time the member `imbue` is called.

²⁵⁷⁾ The default constructor is protected for class `basic_streambuf` to assure that only objects for classes derived from this class may be constructed.

27.5.2.2 basic_streambuf public member functions**[lib.streambuf.members]****27.5.2.2.1 Locales****[lib.streambuf.locales]**

```
locale pubimbue(const locale& loc);
```

1 **Postcondition:** `loc == getloc()`.

2 **Effects:** Calls `imbue(loc)`.

3 **Returns:** Previous value of `getloc()`.

```
locale getloc() const;
```

4 **Returns:** If `pubimbue()` has ever been called, then the last value of `loc` supplied, otherwise the current global locale, `locale()`, in effect at the time of construction. If called after `pubimbue()` has been called but before `pubimbue` has returned (i.e. from within the call of `imbue()`) then it returns the previous value.

27.5.2.2.2 Buffer management and positioning**[lib.streambuf.buffer]**

```
basic_streambuf<char_type,traits>* pubsetbuf(char_type* s, streamsize n);
```

1 **Returns:** `setbuf(s,n)`.

```
pos_type pubseekoff(off_type off, ios_base::seekdir way,
                   ios_base::openmode which = ios_base::in | ios_base::out);
```

2 **Returns:** `seekoff(off,way,which)`.

```
pos_type pubseekpos(pos_type sp,
                   ios_base::openmode which = ios_base::in | ios_base::out);
```

3 **Returns:** `seekpos(sp,which)`.

```
int pubsync();
```

4 **Returns:** `sync()`.

27.5.2.2.3 Get area**[lib.streambuf.pub.get]**

```
streamsize in_avail();
```

1 **Returns:** If a read position is available, returns `egptr() - gptr()`. Otherwise returns `showmanyc()` (27.5.2.4.3).

```
int_type snextc();
```

2 **Effects:** Calls `sbumpc()`.

3 **Returns:** if that function returns `traits::eof()`, returns `traits::eof()`. Otherwise, returns `sgetc()`.

```
int_type sbumpc();
```

4 **Returns:** If the input sequence read position is not available, returns `uflow()`. Otherwise, returns `traits::to_int_type(*gptr())` and increments the next pointer for the input sequence.

```
int_type sgetc();
```

5 **Returns:** If the input sequence read position is not available, returns `underflow()`. Otherwise, returns `traits::to_int_type(*gptr())`.

```
streamsize sgetn(char_type* s, streamsize n);
```

6 **Returns:** `xsgetn(s,n)`.

27.5.2.2.4 Putback**[lib.streambuf.pub.pback]**

```
int_type sputbackc(char_type c);
```

- 1 **Returns:** If the input sequence putback position is not available, or if `traits::eq(c, gptr()[-1])` is false, returns `pbackfail(traits::to_int_type(c))`. Otherwise, decrements the next pointer for the input sequence and returns `traits::to_int_type(*gptr())`.

```
int_type sungetc();
```

- 2 **Returns:** If the input sequence putback position is not available, returns `pbackfail()`. Otherwise, decrements the next pointer for the input sequence and returns `traits::to_int_type(*gptr())`.

27.5.2.2.5 Put area**[lib.streambuf.pub.put]**

```
int_type sputc(char_type c);
```

- 1 **Returns:** If the output sequence write position is not available, returns `overflow(traits::to_int_type(c))`. Otherwise, stores `c` at the next pointer for the output sequence, increments the pointer, and returns `traits::to_int_type(c)`.

```
streamsize sputn(const char_type* s, streamsize n);
```

- 2 **Returns:** `xspun(s, n)`.

27.5.2.3 basic_streambuf protected member functions**[lib.streambuf.protected]****27.5.2.3.1 Get area access****[lib.streambuf.get.area]**

```
char_type* eback() const;
```

- 1 **Returns:** The beginning pointer for the input sequence.

```
char_type* gptr() const;
```

- 2 **Returns:** The next pointer for the input sequence.

```
char_type* egptr() const;
```

- 3 **Returns:** The end pointer for the input sequence.

```
void gbump(int n);
```

- 4 **Effects:** Advances the next pointer for the input sequence by `n`.

```
void setg(char_type* gbeg, char_type* gnext, char_type* gend);
```

- 5 **Postconditions:** `gbeg == eback()`, `gnext == gptr()`, and `gend == egptr()`.

27.5.2.3.2 Put area access**[lib.streambuf.put.area]**

```
char_type* pbase() const;
```

- 1 **Returns:** The beginning pointer for the output sequence.

```
char_type* pptr() const;
```

- 2 **Returns:** The next pointer for the output sequence.

```
char_type* epptr() const;
```

- 3 **Returns:** The end pointer for the output sequence.

```
void pbump(int n);
```

- 4 **Effects:** Advances the next pointer for the output sequence by `n`.

```
void setp(char_type* pbeg, char_type* pend);
```

5 **Postconditions:** `pbeg == pbase()`, `pbeg == pptr()`, and `pend == epptr()`.

27.5.2.4 `basic_streambuf` virtual functions

[lib.streambuf.virtuals]

27.5.2.4.1 Locales

[lib.streambuf.virt.locales]

```
void imbue(const locale&)
```

1 **Effects:** Change any translations based on locale.

2 **Notes:** Allows the derived class to be informed of changes in locale at the time they occur. Between invocations of this function a class derived from `streambuf` can safely cache results of calls to locale functions and to members of facets so obtained.

3 **Default behavior:** Does nothing.

27.5.2.4.2 Buffer management and positioning

[lib.streambuf.virt.buffer]

```
basic_streambuf* setbuf(char_type* s, streamsize n);
```

1 **Effects:** Performs an operation that is defined separately for each class derived from `basic_streambuf` in this clause (27.7.1.3, 27.8.1.4).

2 **Default behavior:** If `gptr()` is non-null and `gptr() != egptr()` then do nothing. Returns `this`.

```
pos_type seekoff(off_type off, ios_base::seekdir way,
                ios_base::openmode which
                = ios_base::in | ios_base::out);
```

3 **Effects:** Alters the stream positions within one or more of the controlled sequences in a way that is defined separately for each class derived from `basic_streambuf` in this clause (27.7.1.3, 27.8.1.4).

4 **Default behavior:** Returns an object of class `pos_type` that stores an *invalid stream position* (27.1.1).

```
pos_type seekpos(pos_type sp,
                ios_base::openmode which = in | out);
```

5 **Effects:** Alters the stream positions within one or more of the controlled sequences in a way that is defined separately for each class derived from `basic_streambuf` in this clause (27.7.1, 27.8.1.1).

6 **Default behavior:** Returns an object of class `pos_type` that stores an *invalid stream position*.

```
int sync();
```

7 **Effects:** Synchronizes the controlled sequences with the arrays. That is, if `pbase()` is non-null the characters between `pbase()` and `pptr()` are written to the controlled sequence. The pointers may then be reset as appropriate.

8 **Returns:** -1 on failure. What constitutes failure is determined by each derived class (27.8.1.4).

9 **Default behavior:** Returns zero.

27.5.2.4.3 Get area

[lib.streambuf.virt.get]

```
int showmanyc();258)
```

1 **Returns:** an estimate of the number of characters available in the sequence, or -1. If it returns a positive value, then successive calls to `underflow()` will not return `traits::eof()` until at least that number of characters have been supplied. If `showmanyc()` returns -1, then calls to `underflow()` or `uflow()` will fail.²⁵⁹⁾

2 **Default behavior:** Returns zero.

3 **Notes:** Uses `traits::eof()`.

```
streamsize xsgetn(char_type* s, streamsize n);
```

²⁵⁸⁾ The morphemes of `showmanyc` are "es-how-many-see", not "show-manic".

²⁵⁹⁾ `underflow` or `uflow` might fail by throwing an exception prematurely. The intention is not only that the calls will not return `eof()` but that they will return "immediately."

4 **Effects:** Assigns up to n characters to successive elements of the array whose first element is designated by s . The characters assigned are read from the input sequence as if by repeated calls to `sgetc()`. Assigning stops when either n characters have been assigned or a call to `sgetc()` would return `traits::eof()`.

5 **Returns:** The number of characters assigned.²⁶⁰⁾

6 **Notes:** Uses `traits::eof()`.

```
int_type underflow();
```

7 **Notes:** The public members of `basic_streambuf` call this virtual function only if `gptr()` is null or `gptr() >= egptr()`

8 **Returns:** `traits::to_int_type(c)`, where c is the first *character* of the *pending sequence*, without moving the input sequence position past it. If the pending sequence is null then the function returns `traits::eof()` to indicate failure.

9 The *pending sequence* of characters is defined as the concatenation of:

a) If `gptr()` is non-NULL, then the `egptr() - gptr()` characters starting at `gptr()`, otherwise the empty sequence.

b) Some sequence (possibly empty) of characters read from the input sequence.

10 The *result character* is

a) If the pending sequence is non-empty, the first character of the sequence.

b) If the pending sequence empty then the next character that would be read from the input sequence.

11 The *backup sequence* is defined as the concatenation of:

a) If `eback()` is null then empty,

b) Otherwise the `gptr() - eback()` characters beginning at `eback()`.

12 **Effects:** The function sets up the `gptr()` and `egptr()` satisfying one of:

a) If the pending sequence is non-empty, `egptr()` is non-null and `egptr() - gptr()` characters starting at `gptr()` are the characters in the pending sequence

b) If the pending sequence is empty, either `gptr()` is null or `gptr()` and `egptr()` are set to the same non-NULL pointer.

13 If `eback()` and `gptr()` are non-null then the function is not constrained as to their contents, but the “usual backup condition” is that either:

a) If the backup sequence contains at least `gptr() - eback()` characters, then the `gptr() - eback()` characters starting at `eback()` agree with the last `gptr() - eback()` characters of the backup sequence.

b) Or the n characters starting at `gptr() - n` agree with the backup sequence (where n is the length of the backup sequence)

14 **Default behavior:** Returns `traits::eof()`.

```
int_type uflow();
```

15 **Requires:** The constraints are the same as for `underflow()`, except that the result character is transferred from the pending sequence to the backup sequence, and the pending sequence may not be empty before the transfer.

16 **Default behavior:** Calls `underflow()`. If `underflow()` returns `traits::eof()`, returns `traits::eof()`. Otherwise, returns the value of `traits::to_int_type(*gptr())` and increment the value of the next pointer for the input sequence.

²⁶⁰⁾ Classes derived from `basic_streambuf` can provide more efficient ways to implement `xsggetn()` and `xsputn()` by overriding these definitions from the base class.

17 **Returns:** `traits::eof()` to indicate failure.

27.5.2.4.4 Putback

[lib.streambuf.virt.pback]

```
int_type pbackfail(int_type c = traits::eof());
```

1 **Notes:** The public functions of `basic_streambuf` call this virtual function only when `gptr()` is null, `gptr() == eback()`, or `traits::eq(*gptr(), traits::to_char_type(c))` returns false. Other calls shall also satisfy that constraint.

The *pending sequence* is defined as for `underflow()`, with the modifications that

— If `traits::eq_int_type(c, traits::eof())` returns true, then the input sequence is backed up one character before the pending sequence is determined.

— If `traits::eq_int_type(c, traits::eof())` return false, then `c` is prepended. Whether the input sequence is backed up or modified in any other way is unspecified.

2 **Postcondition:** On return, the constraints of `gptr()`, `eback()`, and `pptr()` are the same as for `underflow()`.

3 **Returns:** `traits::eof()` to indicate failure. Failure may occur because the input sequence could not be backed up, or if for some other reason the pointers could not be set consistent with the constraints. `pbackfail()` is called only when put back has really failed.

Returns some value other than `traits::eof()` to indicate success.

4 **Default behavior:** Returns `traits::eof()`.

27.5.2.4.5 Put area

[lib.streambuf.virt.put]

```
streamsize xsputn(const char_type* s, streamsize n);
```

1 **Effects:** Writes up to `n` characters to the output sequence as if by repeated calls to `sputc(c)`. The characters written are obtained from successive elements of the array whose first element is designated by `s`. Writing stops when either `n` characters have been written or a call to `sputc(c)` would return `traits::eof()`.

2 **Returns:** The number of characters written.

```
int_type overflow(int_type c = traits::eof());
```

3 **Effects:** Consumes some initial subsequence of the characters of the *pending sequence*. The pending sequence is defined as the concatenation of

a) if `pbase()` is NULL then the empty sequence otherwise, `pptr() - pbase()` characters beginning at `pbase()`.

b) if `traits::eq_int_type(c, traits::eof())` returns true, then the empty sequence otherwise, the sequence consisting of `c`.

4 **Notes:** The member functions `sputc()` and `sputn()` call this function in case that no room can be found in the put buffer enough to accomodate the argument character sequence.

5 **Requires:** Every overriding definition of this virtual function shall obey the following constraints:

1) The effect of consuming a character on the associated output sequence is specified²⁶¹⁾

2) Let `r` be the number of characters in the pending sequence not consumed. If `r` is non-zero then `pbase()` and `pptr()` must be set so that: `pptr() - pbase() == r` and the `r` characters starting at `pbase()` are the associated output stream. In case `r` is zero (all characters of the pending sequence have been consumed) then either `pbase()` is set to NULL, or `pbase()` and `pptr()` are both set to the same non-NULL value.

3) The function may fail if either appending some character to the associated output stream fails or if it is unable to establish `pbase()` and `pptr()` according to the above rules.

²⁶¹⁾ That is, for each class derived from an instance of `basic_streambuf` in this clause (27.7.1, 27.8.1.1), a specification of how consuming a character effects the associated output sequence is given. There is no requirement on a program-defined class.

- 6 **Returns:** `traits::eof()` or throws an exception if the function fails.
 Otherwise, returns some value other than `traits::eof()` to indicate success.²⁶²⁾
- 7 **Default behavior:** Returns `traits::eof()`.

27.6 Formatting and manipulators

[lib.iostream.format]

Header `<iostream>` synopsis

```
namespace std {
    template <class charT, class traits = char_traits<charT> >
        class basic_istream;
    typedef basic_istream<char>        istream;
    typedef basic_istream<wchar_t>    wistream;

    template <class charT, class traits>
        basic_istream<charT,traits>& ws(basic_istream<charT,traits>& is);
}
```

Header `<ostream>` synopsis

```
namespace std {
    template <class charT, class traits = char_traits<charT> >
        class basic_ostream;
    typedef basic_ostream<char>        ostream;
    typedef basic_ostream<wchar_t>    wostream;

    template <class charT, class traits>
        basic_ostream<charT,traits>& endl(basic_ostream<charT,traits>& os);
    template <class charT, class traits>
        basic_ostream<charT,traits>& ends(basic_ostream<charT,traits>& os);
    template <class charT, class traits>
        basic_ostream<charT,traits>& flush(basic_ostream<charT,traits>& os);
}
```

Header `<iomanip>` synopsis

```
namespace std {
    // Types T1, T2, ... are unspecified
    // implementation types
    T1 resetiosflags(ios_base::fmtflags mask);
    T2 setiosflags (ios_base::fmtflags mask);
    T3 setbase(int base);
    template<charT> T4 setfill(charT c);
    T5 setprecision(int n);
    T6 setw(int n);
}
```

27.6.1 Input streams

[lib.input.streams]

- 1 The header `<iostream>` defines two types and a function signature that control input from a stream buffer.

²⁶²⁾ Typically, `overflow` returns `c` to indicate success, except when `traits::eq_int_type(c, traits::eof())` returns true, in which case it returns `traits::not_eof(c)`.

27.6.1.1 Template class `basic_istream`

[lib.istream]

```

namespace std {
    template <class charT, class traits = char_traits<charT> >
    class basic_istream : virtual public basic_ios<charT,traits> {
    public:
        // Types (inherited from basic_ios (27.4.5)):
        // typedef charT          char_type;
        // typedef typename traits::int_type int_type;
        // typedef typename traits::pos_type pos_type;
        // typedef typename traits::off_type off_type;
        // typedef traits        traits_type;

        // 27.6.1.1.1 Constructor/destructor:
        explicit basic_istream(basic_streambuf<charT,traits>* sb);
        virtual ~basic_istream();

        // 27.6.1.1.2 Prefix/suffix:
        class sentry;

        // 27.6.1.2 Formatted input:
        basic_istream<charT,traits>& operator>>
            (basic_istream<charT,traits>& (*pf)(basic_istream<charT,traits>&))
        basic_istream<charT,traits>& operator>>
            (basic_ios<charT,traits>& (*pf)(basic_ios<charT,traits>&))
        basic_istream<charT,traits>& operator>>
            (ios_base& (*pf)(ios_base&))

        basic_istream<charT,traits>& operator>>(bool& n);
        basic_istream<charT,traits>& operator>>(short& n);
        basic_istream<charT,traits>& operator>>(unsigned short& n);
        basic_istream<charT,traits>& operator>>(int& n);
        basic_istream<charT,traits>& operator>>(unsigned int& n);
        basic_istream<charT,traits>& operator>>(long& n);
        basic_istream<charT,traits>& operator>>(unsigned long& n);
        basic_istream<charT,traits>& operator>>(float& f);
        basic_istream<charT,traits>& operator>>(double& f);
        basic_istream<charT,traits>& operator>>(long double& f);

        basic_istream<charT,traits>& operator>>(void*& p);
        basic_istream<charT,traits>& operator>>
            (basic_streambuf<char_type,traits>* sb);

        // 27.6.1.3 Unformatted input:
        streamsize gcount() const;
        int_type get();
        basic_istream<charT,traits>& get(char_type& c);
        basic_istream<charT,traits>& get(char_type* s, streamsize n);
        basic_istream<charT,traits>& get(char_type* s, streamsize n,
            char_type delim);
        basic_istream<charT,traits>& get(basic_streambuf<char_type,traits>& sb);
        basic_istream<charT,traits>& get(basic_streambuf<char_type,traits>& sb,
            char_type delim);

        basic_istream<charT,traits>& getline(char_type* s, streamsize n);
        basic_istream<charT,traits>& getline(char_type* s, streamsize n,
            char_type delim);
    };
}

```

Template class `basic_istream`

```

basic_istream<charT,traits>& ignore
    (streamsize n = 1, int_type delim = traits::eof());
int_type
basic_istream<charT,traits>& read    (char_type* s, streamsize n);
streamsize
basic_istream<charT,traits>& readsome(char_type* s, streamsize n);

basic_istream<charT,traits>& putback(char_type c);
basic_istream<charT,traits>& unget();
int sync();

pos_type tellg();
basic_istream<charT,traits>& seekg(pos_type);
basic_istream<charT,traits>& seekg(off_type, ios_base::seekdir);
};

// 27.6.1.2.3 character extraction templates:
template<class charT, class traits>
    basic_istream<charT,traits>& operator>>(basic_istream<charT,traits>&,
                                           charT&);

template<class traits>
    basic_istream<char,traits>& operator>>(basic_istream<char,traits>&,
                                           unsigned char&);

template<class traits>
    basic_istream<char,traits>& operator>>(basic_istream<char,traits>&,
                                           signed char&);

template<class charT, class traits>
    basic_istream<charT,traits>& operator>>(basic_istream<charT,traits>&,
                                           charT*);

template<class traits>
    basic_istream<char,traits>& operator>>(basic_istream<charT,traits>&,
                                           unsigned char*);

template<class traits>
    basic_istream<char,traits>& operator>>(basic_istream<charT,traits>&,
                                           signed char*);
}

```

- 1 The class `basic_istream` defines a number of member function signatures that assist in reading and interpreting input from sequences controlled by a stream buffer.
- 2 Two groups of member function signatures share common properties: the *formatted input functions* (or *extractors*) and the *unformatted input functions*. Both groups of input functions are described as if they obtain (or *extract*) input *characters* by calling `rdbuf() -> sbumpc()` or `rdbuf() -> sgetc()`. They may use other public members of `istream`.
- 3 If `rdbuf() -> sbumpc()` or `rdbuf() -> sgetc()` returns `traits::eof()`, then the input function, except as explicitly noted otherwise, completes its actions and does `setstate(eofbit)`, which may throw `ios_base::failure` (27.4.5.3), before returning.
- 4 If one of these called functions throws an exception, then unless explicitly noted otherwise, the input function sets `badbit` in error state. If `badbit` is on in `exception()`, the input function rethrows the exception without completing its actions, otherwise it does not throw anything and proceeds as if the called function had returned a failure indication.

27.6.1.1.1 `basic_istream` constructors

[lib.istream.cons]

```
explicit basic_istream(basic_streambuf<charT,traits>* sb);
```

- 1 **Effects:** Constructs an object of class `basic_istream`, assigning initial values to the base class by calling `basic_ios::init(sb)` (27.4.5.1).

2 **Postcondition:** `gcount() == 0`

```
virtual ~basic_istream();
```

3 **Effects:** Destroys an object of class `basic_istream`.

4 **Notes:** Does not perform any operations of `rdbuf()`.

27.6.1.1.2 Class `basic_istream::sentry`

`[lib.istream::sentry]`

```
namespace std {
  template <class charT, class traits = char_traits<charT> >
  class basic_istream<charT, traits>::sentry {
    typedef traits traits_type;
    bool ok_; // exposition only
  public:
    explicit sentry(basic_istream<charT, traits>& is, bool noskipws = false);
    ~sentry();
    operator bool() { return ok_; }
  };
}
```

1 The class `sentry` defines a class that is responsible for doing exception safe prefix and suffix operations.

```
explicit sentry(basic_istream<charT, traits>& is, bool noskipws = false);
```

2 **Effects:** If `is.good()` is true, prepares for formatted or unformatted input. First, if `is.tie()` is not a null pointer, the function calls `is.tie()->flush()` to synchronize the output sequence with any associated external C stream.²⁶³ If `noskipws` is zero and `is.flags() & ios_base::skipws` is nonzero, the function extracts and discards each character as long as the next available input character `c` is a whitespace character.

3 **Notes:** The constructor `explicit sentry(basic_istream<charT, traits>& is, bool noskipws = false)` uses the currently imbued locale in `is`, to determine whether the next input character is whitespace or not.

4 To decide if the character `c` is a whitespace character, the constructor performs “as if” it executes the following code fragment:

```
const ctype<charT>& ctype = use_facet<ctype<charT> >(is.getloc());
if (ctype.is(ctype.space, c) != 0)
  // c is a whitespace character.
```

5 If, after any preparation is completed, `is.good()` is true, `ok_ != false` otherwise, `ok_ == false`. During preparation, the constructor may call `setstate(failbit)` (which may throw `ios_base::failure` (27.4.5.3))²⁶⁴

6 *[Example: A typical implementation of the `sentry` constructor might include code such as:*

²⁶³) The call `is.tie()->flush()` does not necessarily occur if the function can determine that no synchronization is necessary.

²⁶⁴) The `sentry` constructor and destructor can also perform additional implementation-dependent operations.

Class `basic_istream::sentry`

```

template <class charT, class traits = char_traits<charT> >
basic_istream<charT,traits>::sentry(
    basic_istream<charT,traits>& is, bool noskipws = false) {
    ...
    int_type c;
    typedef ctype<charT> ctype_type;
    const ctype_type& ctype = use_facet<ctype_type>(is.getloc());
    while ((c = is.rdbuf()->snextc()) != traits::eof()) {
        if (ctype.is(ctype.space,c)==0) {
            is.rdbuf()->sputbackc (c);
            break;
        }
    }
    ...
}

```

—*end example*]

~sentry();

7 **Effects:** None.

operator bool();

8 **Effects:** Returns `ok_`.

27.6.1.2 Formatted input functions

[lib.istream.formatted]

27.6.1.2.1 Common requirements

[lib.istream.formatted.reqmts]

1 Each formatted input function begins execution by constructing an object of class `sentry` with the `noskipws` (second) argument `false`. If the `sentry` object returns `true`, when converted to a value of type `bool`, the function endeavors to obtain the requested input. If an exception is thrown during input then `ios::badbit` is turned on²⁶⁵ in `*this`'s error state. If `(exception()&badbit) != 0` then the exception is rethrown. In any case, the formatted input function destructs the `sentry` object. If no exception has been thrown it returns `*this`.

27.6.1.2.2 Arithmetic Extractors

[lib.istream.formatted.arithmetic]

```

operator>>(short& val);
operator>>(unsigned short& val);
operator>>(int& val);
operator>>(unsigned int& val);
operator>>(long& val);
operator>>(unsigned long& val);
operator>>(float& val);
operator>>(double& val);
operator>>(long double& val);
operator>>(bool& val);
operator>>(void*& val);

```

As in the case of the inserters, these extractors depend on the locale's `num_get<>` (22.2.2.1) object to perform parsing the input stream data. The conversion occurs as if performed by the following code fragment:

```

typedef num_get< charT,istreambuf_iterator<charT,traits> > numget;
iostate err = 0;
use_facet< numget >(loc).get(*this, 0, *this, err, val);
setstate(err);

```

In the above fragment, `loc` stands for the private member of the `basic_ios` class, [Note: The first

²⁶⁵This is done without causing an `ios::failure` to be thrown.

argument provides an object of the `istream_iterator` class which is an iterator pointed to an input stream. It bypasses istreams and uses streambufs directly. —*end note*] Class `locale` relies on this type as its interface to istream, since the flexibility it has been abstracted away from direct dependence on istream.

27.6.1.2.3 `basic_istream::operator>>`

[lib.istream::extractors]

```
basic_istream<charT,traits>& operator>>
    (basic_istream<charT,traits>& (*pf)(basic_istream<charT,traits>&))
```

1 **Returns:** `pf(*this)`.²⁶⁶

```
basic_istream<charT,traits>& operator>>
    (basic_ios<charT,traits>& (*pf)(basic_ios<charT,traits>&));
```

2 **Effects:** Calls `pf(*this)`.

3 **Returns:** `*this`.

```
basic_istream<charT,traits>& operator>>
    (ios_base& (*pf)(ios_base&));
```

4 **Effects:** Calls `pf(*this)`.²⁶⁷

5 **Returns:** `*this`.

```
template<class charT, class traits>
    basic_istream<charT,traits>& operator>>(basic_istream<charT,traits>& in,
                                         charT* s);
```

```
template<class traits>
    basic_istream<char,traits>& operator>>(basic_istream<char,traits>& in,
                                         unsigned char* s);
```

```
template<class traits>
    basic_istream<char,traits>& operator>>(basic_istream<char,traits>& in,
                                         signed char* s);
```

6 **Effects:** Behaves like a formatted input member (as described in 27.6.1.2.1) of `in`. After a sentry object is constructed, `operator>>` extracts characters and stores them into successive locations of an array whose first element is designated by `s`. If `width()` is greater than zero, `n` is `width()`. Otherwise `n` is the the number of elements of the largest array of `char_type` that can store a terminating eos. `n` is the maximum number of characters stored.

7 Characters are extracted and stored until any of the following occurs:

- `n-1` characters are stored;
- end of file occurs on the input sequence;
- `ct.is(ct.space,c)` is true for the next available input character `c`, where `ct` is `use_facet<ctype<charT>>(in.getloc())`.
- A null byte (`traits::eos()`) in the next position, which may be the first position if no characters were extracted.

`operator>>` then calls `width(0)`.

8 If the function extracted no characters, it calls `setstate(failbit)`, which may throw `ios_base::failure` (27.4.5.3).

9 **Returns:** `in`.

²⁶⁶ See, for example, the function signature `ws(basic_istream&)` (27.6.1.4).

²⁶⁷ See, for example, the function signature `dec(ios_base&)` (27.4.6.3).

basic_istream::operator>>

```
template<class charT, class traits>
    basic_istream<charT,traits>& operator>>(basic_istream<charT,traits>& in,
                                           charT& c);
template<class traits>
    basic_istream<char,traits>& operator>>(basic_istream<char,traits>& in,
                                           unsigned char& c);
template<class traits>
    basic_istream<char,traits>& operator>>(basic_istream<char,traits>& in,
                                           signed char& c);
```

10 **Effects:** Behaves like a formatted input member (as described in 27.6.1.2.1) of *in*. After a sentry object is constructed a character is extracted from *in*, if one is available, and stored in *c*. Otherwise, the function calls *in.setstate(failbit)*.

11 **Returns:** *in*.

```
basic_istream<charT,traits>& operator>>
    (basic_streambuf<charT,traits>* sb);
```

12 **Effects:** If *sb* is null, calls *setstate(failbit)*, which may throw *ios_base::failure* (27.4.5.3).

Extracts characters from **this* and inserts them in the output sequence controlled by *sb*. Characters are extracted and inserted until any of the following occurs:

- end-of-file occurs on the input sequence;
- inserting in the output sequence fails (in which case the character to be inserted is not extracted);
- an exception occurs (in which case the exception is caught).

13 If the function inserts no characters, it calls *setstate(failbit)*, which may throw *ios_base::failure* (27.4.5.3). If failure was due to catching an exception thrown while extracting characters from *sb* and *failbit* is on in *exceptions()* (27.4.5.3), then the caught exception is rethrown.

14 **Returns:** **this*.

27.6.1.3 Unformatted input functions

[**lib.istream.unformatted**]

1 Each unformatted input function begins execution by constructing an object of class *sentry* with the default argument *noskipws* (second) argument *true*. If the *sentry* object returns *true*, when converted to a value of type *bool*, the function endeavors to obtain the requested input. If an exception is thrown during input then *ios::badbit* is turned on²⁶⁸ in **this*'s error state. If *(exception()&badbit) != 0* then the exception is rethrown. It also counts the number of characters extracted. If no exception has been thrown it ends by storing the count in a member object and returning the value specified. In any event the *sentry* object is destroyed before leaving the unformatted input function.

```
streamsize gcount() const;
```

2 **Returns:** The number of characters extracted by the last unformatted input member function called for the object.

```
int_type get();
```

3 **Effects:** Extracts a character *c*, if one is available. Otherwise, the function calls *setstate(failbit)*, which may throw *ios_base::failure* (27.4.5.3),

4 **Returns:** *c* if available, otherwise *traits::eof()*.

```
basic_istream<charT,traits>& get(char_type& c);
```

²⁶⁸ This is done without causing an *ios::failure* to be thrown.

5 **Effects:** Extracts a character, if one is available, and assigns it to c .²⁶⁹⁾ Otherwise, the function calls `setstate(failbit)` (which may throw `ios_base::failure` (27.4.5.3)).

6 **Returns:** `*this`.

```
basic_istream<charT,traits>& get(char_type* s, streamsize n,
                               char_type delim );
```

7 **Effects:** Extracts characters and stores them into successive locations of an array whose first element is designated by s .²⁷⁰⁾ Characters are extracted and stored until any of the following occurs:

- $n - 1$ characters are stored;
- end-of-file occurs on the input sequence (in which case the function calls `setstate(eofbit)`);
- $c == delim$ for the next available input character c (in which case c is not extracted).

8 If the function stores no characters, it calls `setstate(failbit)` (which may throw `ios_base::failure` (27.4.5.3)). In any case, it then stores a null character into the next successive location of the array.

9 **Returns:** `*this`.

```
basic_istream<charT,traits>& get(char_type* s, streamsize n)
```

10 **Effects:** Calls `getline(s, n, widen('\n'))`

11 **Returns:** Value returned by the call.

```
basic_istream<charT,traits>& get(basic_streambuf<char_type,traits>& sb,
                               char_type delim );
```

12 **Effects:** Extracts characters and inserts them in the output sequence controlled by `sb`. Characters are extracted and inserted until any of the following occurs:

- end-of-file occurs on the input sequence;
- inserting in the output sequence fails (in which case the character to be inserted is not extracted);
- $c == delim$ for the next available input character c (in which case c is not extracted);
- an exception occurs (in which case, the exception is caught but not rethrown).

13 If the function inserts no characters, it calls `setstate(failbit)`, which may throw `ios_base::failure` (27.4.5.3).

14 **Returns:** `*this`.

```
basic_istream<charT,traits>& get(basic_streambuf<char_type,traits>& sb);
```

15 **Effects:** Calls `getline(s, n, widen('\n'))`

16 **Returns:** Value returned by the call.

```
basic_istream<charT,traits>& getline(char_type* s, streamsize n,
                                   char_type delim );
```

17 **Effects:** Extracts characters and stores them into successive locations of an array whose first element is designated by s .²⁷¹⁾ Characters are extracted and stored until one of the following occurs:

- 1) end-of-file occurs on the input sequence (in which case the function calls `setstate(eofbit)`);
- 2) $c == delim$ for the next available input character c (in which case the input character is extracted but not stored);²⁷²⁾
- 3) $n - 1$ characters are stored (in which case the function calls `setstate(failbit)`).

²⁶⁹⁾ Note that this function is not overloaded on types `signed char` and `unsigned char`.

²⁷⁰⁾ Note that this function is not overloaded on types `signed char` and `unsigned char`.

²⁷¹⁾ Note that this function is not overloaded on types `signed char` and `unsigned char`.

²⁷²⁾ Since the final input character is “extracted,” it is counted in the `gcount()`, even though it is not stored.

18 These conditions are tested in the order shown.²⁷³⁾
 19 If the function extracts no characters, it calls `setstate(failbit)` (which may throw
`ios_base::failure` (27.4.5.3)).²⁷⁴⁾

20 In any case, it then stores a null character (using `traits::eos()`) into the next successive location of
 the array.

21 **Returns:** `*this`.

22 [Example:

```
#include <iostream>

int main()
{
    using namespace std;
    const int line_buffer_size = 100;

    char buffer[line_buffer_size];
    int line_number = 0;
    while (cin.getline(buffer, line_buffer_size, '\n') || cin.gcount()) {
        int count = cin.gcount();
        if (cin.eof())
            cout << "Partial final line"; // cin.fail() is false
        else if (cin.fail()) {
            cout << "Partial long line";
            cin.clear(cin.rdstate() & ~ios::failbit);
        } else {
            count--; // Don't include '\n' in count
            cout << "Line " << ++line_number;
        }
        cout << " (" << count << " chars): " << buffer << endl;
    }
}
```

—end example]

```
basic_istream<charT,traits>& getline(char_type* s, streamsize n);
```

23 **Returns:** `getline(s,n,widen('\n'))`

```
basic_istream<charT,traits>&
    ignore(int n = 1, int_type delim = traits::eof());
```

24 **Effects:** Extracts characters and discards them. Characters are extracted until any of the following occurs:

- if `n != numeric_limits<int>::max()` (18.2.1), `n` characters are extracted
- end-of-file occurs on the input sequence (in which case the function calls `setstate eofbit`), which may throw `ios_base::failure` (27.4.5.3));
- `c == delim` for the next available input character `c` (in which case `c` is extracted).

25 **Notes:** The last condition will never occur if `delim == traits::eof()`.

26 **Returns:** `*this`.

```
int_type peek();
```

27 **Returns:** `traits::eof()` if `good()` is false. Otherwise, returns `rdbuf()->sgetc()`.

```
basic_istream<charT,traits>& read(char_type* s, streamsize n);
```

²⁷³⁾ This allows an input line which exactly fills the buffer, without setting `failbit`. This is different behavior than the historical AT&T implementation.

²⁷⁴⁾ This implies an empty input line will not cause `failbit` to be set.

28 **Effects:** Extracts characters and stores them into successive locations of an array whose first element is designated by *s*.²⁷⁵⁾ Characters are extracted and stored until either of the following occurs:

- *n* characters are stored;
- end-of-file occurs on the input sequence (in which case the function calls `setstate(failbit)`, which may throw `ios_base::failure` (27.4.5.3)).

29 **Returns:** `*this`.

```
streamsize readsome(char_type* s, streamsize n);
```

30 **Effects:** If `!good()` calls `setstate(failbit)` which may throw an exception, and return. Otherwise extracts characters and stores them into successive locations of an array whose first element is designated by *s*. If `rdbuf()->in_avail() == -1`, calls `setstate eofbit` (which may throw `ios_base::failure` (27.4.5.3)), and extracts no characters;

- If `rdbuf()->in_avail() == 0`, extracts no characters
- If `rdbuf()->in_avail() > 0`, extracts `min(rdbuf()->in_avail(), n)`.

31 **Returns:** The number of characters extracted.

```
basic_istream<charT,traits>& putback(char_type c);
```

32 **Effects:** If `!good()` calls `setstate(failbit)` which may throw an exception, and return. If `rdbuf()` is not null, calls `rdbuf->sputbackc()`. If `rdbuf()` is null, or if `sputback()` returns `traits::eof()`, calls `setstate(badbit)` (which may throw `ios_base::failure` (27.4.5.3)).

33 **Returns:** `*this`.

```
basic_istream<charT,traits>& unget();
```

34 **Effects:** If `!good()` calls `setstate(failbit)` which may throw an exception, and return. If `rdbuf()` is not null, calls `rdbuf()->sungetc()`. If `rdbuf()` is null, or if `sungetc()` returns `traits::eof()`, calls `setstate(badbit)` (which may throw `ios_base::failure` (27.4.5.3)).

35 **Returns:** `*this`.

```
int sync();
```

36 **Effects:** If `rdbuf()` is a null pointer, returns `-1`. Otherwise, calls `rdbuf()->pubsync()` and, if that function returns `-1` calls `setstate(badbit)` (which may throw `ios_base::failure` (27.4.5.3)), and returns `traits::eof()`. Otherwise, returns zero.

```
pos_type tellg();
```

37 **Returns:** if `fail() != false`, returns `pos_type(-1)` to indicate failure. Otherwise, returns `rdbuf()->pubseekoff(0, cur, in)`.

```
basic_istream<charT,traits>& seekg(pos_type pos);
```

38 **Effects:** If `fail() != true`, executes `rdbuf()->pubseekpos(pos)`.

39 **Returns:** `*this`.

```
basic_istream<charT,traits>& seekg(off_type& off, ios_base::seekdir dir);
```

40 **Effects:** If `fail() != true`, executes `rdbuf()->pubseekoff(off, dir)`.

41 **Returns:** `*this`.

²⁷⁵⁾ Note that this function is not overloaded on types `signed char` and `unsigned char`.

27.6.1.4 Standard `basic_istream` manipulators

[lib.istream.manip]

```
namespace std {  
    template <class charT, class traits>  
        basic_istream<charT,traits>& ws(basic_istream<charT,traits>& is);  
}
```

1 **Effects:** Extracts characters as long as the next available character *c* is whitespace or until there are no more characters in the sequence. Whitespace characters are distinguished with the same criterion as used by `sentry::sentry` (27.6.1.1.2). If `ws` stops extracting characters because there are no more available it sets `eofbit`, but not `failbit`.

2 **Returns:** *is*.

27.6.1.5 Template class `basic_iostream`

[lib.iostreamclass]

```
namespace std {  
    template <class charT, class traits = char_traits<charT> >  
        class basic_iostream :  
            public basic_istream<charT,traits>,  
            public basic_ostream<charT,traits> {  
    public:  
        // constructor/destructor  
        explicit basic_iostream(basic_streambuf<charT,traits>* sb);  
        virtual ~basic_iostream();  
    };  
}
```

1 The class `basic_iostream` inherits a number of functions that allow reading input and writing output to sequences controlled by a stream buffer.

27.6.1.5.1 `basic_iostream` constructors

[lib.iostream.cons]

```
explicit basic_iostream(basic_streambuf<charT,traits>* sb);
```

1 **Effects** Constructs an object of class `basic_iostream`, assigning initial values to the base classes by calling `basic_istream<charT,traits>(sb)` (27.6.1.1) and `basic_ostream<charT,traits>(sb)` (27.6.2.1)

2 **Postcondition:** `rdbuf() == sb` and `gcount() == 0`.

27.6.1.5.2 `basic_iostream` destructor

[lib.iostream.dest]

```
virtual ~basic_iostream();
```

1 **Effects:** Destroys an object of class `basic_iostream`.

2 **Notes:** Does not perform any operations on `rdbuf()`.

27.6.2 Output streams

[lib.output.streams]

1 The header `<ostream>` defines a type and several function signatures that control output to a stream buffer.

27.6.2.1 Template class `basic_ostream`

[lib.ostream]

```

namespace std {
    template <class charT, class traits = char_traits<charT> >
    class basic_ostream : virtual public basic_ios<charT,traits> {
    public:
        // Types (inherited from basic_ios (27.4.5)):
        // typedef charT          char_type;
        // typedef typename traits::int_type int_type;
        // typedef typename traits::pos_type pos_type;
        // typedef typename traits::off_type off_type;
        // typedef traits          traits_type;

        // 27.6.2.2 Constructor/destructor:
        explicit basic_ostream(basic_streambuf<char_type,traits>* sb);
        virtual ~basic_ostream();

        // 27.6.2.3 Prefix/suffix:
        class sentry;

        // 27.6.2.5 Formatted output:
        basic_ostream<charT,traits>& operator<<
            (basic_ostream<charT,traits>& (*pf)(basic_ostream<charT,traits>&));
        basic_ostream<charT,traits>& operator<<
            (basic_ios<charT,traits>& (*pf)(basic_ios<charT,traits>&));
        basic_ostream<charT,traits>& operator<<
            (ios_base& (*pf)(ios_base&));

        basic_ostream<charT,traits>& operator<<(bool n);
        basic_ostream<charT,traits>& operator<<(short n);
        basic_ostream<charT,traits>& operator<<(unsigned short n);
        basic_ostream<charT,traits>& operator<<(int n);
        basic_ostream<charT,traits>& operator<<(unsigned int n);
        basic_ostream<charT,traits>& operator<<(long n);
        basic_ostream<charT,traits>& operator<<(unsigned long n);
        basic_ostream<charT,traits>& operator<<(float f);
        basic_ostream<charT,traits>& operator<<(double f);
        basic_ostream<charT,traits>& operator<<(long double f);

        basic_ostream<charT,traits>& operator<<(void* p);
        basic_ostream<charT,traits>& operator<<
            (basic_streambuf<char_type,traits>* sb);

        // 27.6.2.6 Unformatted output:
        basic_ostream<charT,traits>& put(char_type c);
        basic_ostream<charT,traits>& write(const char_type* s, streamsize n);

        basic_ostream<charT,traits>& flush();

        // 27.6.2.4 seeks:
        pos_type tellp();
        basic_ostream<charT,traits>& seekp(pos_type);
        basic_ostream<charT,traits>& seekp(off_type, ios_base::seekdir);
    };
}

```

Template class `basic_ostream`

```

// 27.6.2.5.4 character inserters
template<class charT, class traits>
basic_ostream<charT,traits>& operator<<(basic_ostream<charT,traits>&,
                                     charT);

template<class charT, class traits>
basic_ostream<charT,traits>& operator<<(basic_ostream<charT,traits>&,
                                     char);

// specialization
template<class traits>
    basic_ostream<char,traits>& operator<<(basic_ostream<char,traits>&,
                                         char);

// signed and unsigned
template<class traits>
    basic_ostream<char,traits>& operator<<(basic_ostream<char,traits>&,
                                         signed char);

template<class traits>
    basic_ostream<char,traits>& operator<<(basic_ostream<char,traits>&,
                                         unsigned char);

template<class charT, class traits>
    basic_ostream<charT,traits>& operator<<(basic_ostream<charT,traits>&&,
                                         const charT*);

template<class charT, class traits>
    basic_ostream<charT,traits>& operator<<(basic_ostream<charT,traits>&,
                                         const char*);

// partial specializations
template<class traits>
    basic_ostream<char,traits>& operator<<(basic_ostream<char,traits>&,
                                         const char*);

// signed and unsigned
template<class traits>
    basic_ostream<char,traits>& operator<<(basic_ostream<char,traits>&,
                                         const signed char*);

template<class traits>
    basic_ostream<char,traits>& operator<<(basic_ostream<char,traits>&,
                                         const unsigned char*);

}

```

- 1 The class `basic_ostream` defines a number of member function signatures that assist in formatting and writing output to output sequences controlled by a stream buffer.
- 2 Two groups of member function signatures share common properties: the *formatted output functions* (or *inserters*) and the *unformatted output functions*. Both groups of output functions generate (or *insert*) output *characters* by actions equivalent to calling `rdbuf().sputc(int_type)`. They may use other public members of `basic_ostream` except that they do not invoke any virtual members of `rdbuf()` except `overflow()`.
- 3 If one of these called functions throws an exception, then unless explicitly noted otherwise the output function set `badbit` in error state. If `badbit` is on in `exception()`, the output function rethrows the exception without completing its actions, otherwise it does not throw anything and treat as an error.

27.6.2.2 `basic_ostream` constructors

[lib.ostream.cons]

```
explicit basic_ostream(basic_streambuf<charT,traits>* sb);
```

- 1 **Effects:** Constructs an object of class `basic_ostream`, assigning initial values to the base class by calling `basic_ios<charT,traits>::init(sb)` (27.4.5.1).

2 **Postcondition:** `rdbuf() == sb`.

```
virtual ~basic_ostream();
```

3 **Effects:** Destroys an object of class `basic_ostream`.

4 **Notes:** Does not perform any operations on `rdbuf()`.

27.6.2.3 Class `basic_ostream::sentry`

[`lib.ostream::sentry`]

```
namespace std {
  template <class charT, class traits = char_traits<charT> >
  class basic_ostream<charT, traits>::sentry {
    bool ok_; // exposition only
  public:
    explicit sentry(basic_ostream<charT, traits>& os);
    ~sentry();
    operator bool() { return ok_; }
  };
}
```

1 The class `sentry` defines a class that is responsible for doing exception safe prefix and suffix operations.

```
explicit sentry(basic_ostream<charT, traits>& os);
```

2 If `os.good()` is nonzero, prepares for formatted or unformatted output. If `os.tie()` is not a null pointer, calls `os.tie()->flush()`.²⁷⁶⁾

3 If, after any preparation is completed, `os.good()` is true, `ok_ == true` otherwise, `ok_ == false`. During preparation, the constructor may call `setstate(failbit)` (which may throw `ios_base::failure` (27.4.5.3))²⁷⁷⁾

```
~sentry();
```

4 If `((os.flags() & ios_base::unitbuf) && !uncaught_exception())` is true, calls `os.flush()`.

```
operator bool();
```

5 **Effects:** Returns `ok_`.

27.6.2.4 `basic_ostream` seek members

[`lib.ostream.seek`s]

```
pos_type tellp();
```

1 **Returns:** if `fail() != false`, returns `pos_type(-1)` to indicate failure. Otherwise, returns `rdbuf()->pubseekoff(0, cur, out)`.

```
basic_ostream<charT, traits>& seekp(pos_type& pos);
```

2 **Effects:** If `fail() != true`, executes `rdbuf()->pubseekpos(pos)`.

3 **Returns:** `*this`.

```
basic_ostream<charT, traits>& seekp(off_type& off, ios_base::seekdir dir);
```

If `fail() != true`, executes `rdbuf()->pubseekoff(off, dir)`.

4 **Returns:** `*this`.

²⁷⁶⁾ The call `os.tie()->flush()` does not necessarily occur if the function can determine that no synchronization is necessary.

²⁷⁷⁾ The `sentry` constructor and destructor can also perform additional implementation-dependent operations.

27.6.2.5 Formatted output functions**[lib ostream.formatted]****27.6.2.5.1 Common requirements****[lib ostream.formatted.reqmts]**

- 1 Each formatted output function begins execution by constructing an object of class `sentry`. If this object returns `true` when converted to a value of type `bool`, the function endeavors to generate the requested output. If the generation fails, then the formatted output function does `setstate(ios::failbit)` which might throw an exception. If an exception is thrown during output then `ios::badbit` is turned on²⁷⁸⁾ in `*this`'s error state. If `(exception() & badbit) != 0` then the exception is rethrown. Whether or not an exception is thrown, the `sentry` object is destroyed before leaving the formatted output function. If no exception is thrown, the result of the formatted output function is `*this`.
- 2 The descriptions of the individual formatted output operations describes how they perform output and does not mention the `sentry` object.

27.6.2.5.2 Arithmetic Inserters**[lib ostream.inserters.arithmetic]**

```
operator<<(bool val);
operator<<(short val);
operator<<(unsigned short val);
operator<<(int val);
operator<<(unsigned int val);
operator<<(long val);
operator<<(unsigned long val);
operator<<(float val);
operator<<(double val);
operator<<(long double val);
operator<<(void* val);
```

1 Effects:

- 2 The classes `num_get<>` and `num_put<>` handle locale-dependent numeric formatting and parsing. These inserter functions refers the imbued `locale` value to utilize these numeric formatting functionality. The formatting conversion occurs as if it performed the following code fragment:

```
bool failed =
    use_facet< num_put<charT, ostreambuf_iterator<charT, traits> > >(getloc()).
    put(*this, *this, fill(), val). failed();
```

The first argument provides an object of the `ostreambuf_iterator<>` class which is an iterator for class `basic_ostream<>`. It bypasses `ostreams` and uses `streambufs` directly. Class `locale` relies on these types as its interface to `iostreams`, since for flexibility it has been abstracted away from direct dependence on `ostream`. The second parameter is a reference to the base subobject of type `ios_base`. It provides formatting specifications such as field width, and a locale from which to obtain other facets.

- 3 **Returns:** `*this`.

27.6.2.5.3 basic_ostream::operator<<**[lib ostream.inserters]**

```
basic_ostream<charT, traits>& operator<<
    (basic_ostream<charT, traits>& (*pf)(basic_ostream<charT, traits>&))
```

- 1 **Returns:** `pf(*this)`.²⁷⁹⁾

```
basic_ostream<charT, traits>& operator<<
    (basic_ios<charT, traits>& (*pf)(basic_ios<charT, traits>&))
```

- 2 **Effects:** Calls `pf(*this)`.

²⁷⁸⁾ without causing an `ios::failure` to be thrown.

²⁷⁹⁾ See, for example, the function signature `endl(basic_ostream&)` (27.6.2.7).

`basic_ostream::operator<<`

3 **Returns:** `*this`.²⁸⁰⁾

```
basic_ostream<charT,traits>& operator<<
    (ios_base& (*pf)(ios_base&))
```

4 **Effects:** Calls `pf(*this)`.

5 **Returns:** `*this`.

```
basic_ostream<charT,traits>& operator<<
    (basic_streambuf<charT,traits>* sb);
```

6 **Effects:** If `sb` is null calls `setstate(badbit)` (which may throw `ios_base::failure`).

7 Gets characters from `sb` and inserts them in `*this`. Characters are read from `sb` and inserted until any of the following occurs:

- end-of-file occurs on the input sequence;
- inserting in the output sequence fails (in which case the character to be inserted is not extracted);
- an exception occurs while getting a character from `sb`.

8 If the function inserts no characters, it calls `setstate(failbit)` (which may throw `ios_base::failure` (27.4.5.3)). If an exception was thrown while extracting a character, the function set `failbit` in error state, and if `failbit` is on in `exceptions()` the caught exception is rethrown.

9 **Returns:** `*this`.

27.6.2.5.4 Character inserter template functions

[lib ostream.inserters.character]

```
template<class charT, class traits>
    basic_ostream<charT,traits>& operator<<(basic_ostream<charT,traits>& out,
        charT c);

template<class charT, class traits>
    basic_ostream<charT,traits>& operator<<(basic_ostream<charT,traits>& out,
        char c);

    // specialization
template<class traits>
    basic_ostream<char,traits>& operator<<(basic_ostream<char,traits>& out,
        char c);

    // signed and unsigned
template<class traits>
    basic_ostream<char,traits>& operator<<(basic_ostream<char,traits>& out,
        signed char c);

template<class traits>
    basic_ostream<char,traits>& operator<<(basic_ostream<char,traits>& out,
        unsigned char c);
```

1 **Effects:** Behaves like an formatted inserter (as described in 27.6.2.5.1) of `out`. After a sentry object is constructed insert characters. In case `c`'s type is (signed, unsigned or plain) `char` the character to be inserted is `widen(c)`; otherwise the character is `c`²⁸¹⁾ Padding is determined as described in 22.2.2.2.2. `width(0)` is called. The insertion character and any required padding are inserted into `out`.

2 **Returns:** `out`

²⁸⁰⁾ See, for example, the function signature `dec(ios_base&)` (27.4.6.3).

²⁸¹⁾ In case the insertion is into a `char` stream, `widen(c)` will usually be `c`.

Character inserter template functions

```

template<class charT, class traits>
    basic_ostream<charT,traits>& operator<<(basic_ostream<charT,traits>& out,
                                         const charT* s);
template<class charT, class traits>
    basic_ostream<charT,traits>& operator<<(basic_ostream<charT,traits>& out,
                                         const char* s);
template<class traits>
    basic_ostream<char,traits>& operator<<(basic_ostream<char,traits>& out,
                                         const char* s);
template<class traits>
    basic_ostream<char,traits>& operator<<(basic_ostream<char,traits>& out,
                                         const signed char* s);
template<class traits>
    basic_ostream<char,traits>& operator<<(basic_ostream<char,traits>& out,
                                         const unsigned char* s);

```

3 **Requires:** *s* is non-null.

4 **Effects:** Behaves like an formatted inserter (as described in 27.6.2.5.1) of *out*. After a sentry object is constructed insert characters. The number of characters starting at *s* to be inserted is `traits::length(s)`. Padding is determined as described in 22.2.2.2.2. The `traits::length(s)` characters starting at *s* and any required padding is inserted into *out*. Calls `width(0)`.

5 **Returns:** *out*

27.6.2.6 Unformatted output functions

[lib.ostream.unformatted]

1 Each formatted output function begins execution by constructing an object of class `sentry`. If this object returns `true`, while converting to a value of type `bool`, the function endeavors to generate the requested output. In any case, the unformatted output function ends by destroying the `sentry` object, then returning the value specified for the formatted output function.

```
basic_ostream<charT,traits>& put(char_type c);
```

2 **Effects:** Inserts the character *c*, if possible.²⁸²⁾

3 Otherwise, calls `setstate(badbit)` (which may throw `ios_base::failure` (27.4.5.3)).

4 **Returns:** **this*.

```
basic_ostream& write(const char_type* s, streamsize n);
```

5 **Effects:** Obtains characters to insert from successive locations of an array whose first element is designated by *s*.²⁸³⁾ Characters are inserted until either of the following occurs:

— *n* characters are inserted;

— inserting in the output sequence fails (in which case the function calls `setstate(badbit)`, which may throw `ios_base::failure` (27.4.5.3)).

6 **Returns:** **this*.

```
basic_ostream& flush();
```

7 If `rdbuf()` is not a null pointer, calls `rdbuf()->pubsync()`. If that function returns `-1` calls `setstate(badbit)` (which may throw `ios_base::failure` (27.4.5.3)).

8 **Returns:** **this*.

²⁸²⁾ Note that this function is not overloaded on types `signed char` and `unsigned char`.

²⁸³⁾ Note that this function is not overloaded on types `signed char` and `unsigned char`.

27.6.2.7 Standard `basic_ostream` manipulators**[lib.ostream.manip]**

```

namespace std {
    template <class charT, class traits>
        basic_ostream<charT,traits>& endl(basic_ostream<charT,traits>& os);
}

```

1 **Effects:** Calls `os.put(os.widen('\n'))` then `os.flush()`.

2 **Returns:** `os`.²⁸⁴⁾

```

namespace std {
    template <class charT, class traits>
        basic_ostream<charT,traits>& ends(basic_ostream<charT,traits>& os);
}

```

3 **Effects:** Inserts a null character into the output sequence: calls `os.put(traits::eos())`.

4 **Returns:** `os`.

```

namespace std {
    template <class charT, class traits>
        basic_ostream<charT,traits>& flush(basic_ostream<charT,traits>& os);
}

```

5 **Effects:** Calls `os.flush()`.

6 **Returns:** `os`.

27.6.3 Standard manipulators**[lib.std.manip]**

1 The header `<iomanip>` defines a type and several related functions that use this type to provide extractors and inserters that alter information maintained by class `ios_base` and its derived classes.

2 The type designated *smanip* in each of the following function descriptions is implementation-specified and may be different for each function.

```
smanip resetiosflags(ios_base::fmtflags mask);
```

3 **Returns:** An object *s* of implementation specified type such that if `out` is an (instance of) `basic_ostream` then the expression `out<<s` behaves as if `f(s)` were called, where *f* can be defined as:²⁸⁵⁾

```

ios_base& f(ios_base& str, ios_base::fmtflags mask)
{ // reset specified flags
    str.setf(ios_base::fmtflags(0), mask);
    return str;
}

```

```
smanip setiosflags(ios_base::fmtflags mask);
```

4 **Returns:** An object *s* of implementation specified type such that if `out` is an (instance of) `basic_ostream` then the expression `out<<s` behaves as if `f(s)` were called, where *f* can be defined as:

²⁸⁴⁾ The effect of executing `cout << endl` is to insert a newline character in the output sequence controlled by `cout`, then synchronize it with any external file with which it might be associated.

²⁸⁵⁾ The expression `cin >> resetiosflags(ios_base::skipws)` clears `ios_base::skipws` in the format flags stored in the `istream` object `cin` (the same as `cin >> noskipws`), and the expression `cout << resetiosflags(ios_base::showbase)` clears `ios_base::showbase` in the format flags stored in the `ostream` object `cout` (the same as `cout << noshowbase`).

```
ios_base& f(ios_base& str, ios_base::fmtflags mask)
{ // set specified flags
  str.setf(mask);
  return str;
}
```

smanip setbase(int base);

- 5 **Returns:** An object *s* of implementation specified type such that if *out* is an (instance of) `basic_ostream` then the expression `out<<s` behaves as if `f(s)` were called, where *f* can be defined as:

```
ios_base& f(ios_base& str, int base)
{ // set basefield
  str.setf(n == 8 ? ios_base::oct :
           n == 10 ? ios_base::dec :
           n == 16 ? ios_base::hex :
           ios_base::fmtflags(0), ios_base::basefield);
  return str;
}
```

smanip setfill(char_type c);

- 6 **Returns:** An object *s* of implementation specified type such that if *out* is (or is derived from) `basic_ostream<charT,traits>` and *c* has type `charT` then the expression `out<<s` behaves as if `f(s)` were called, where *f* can be defined as:

```
template<class charT, class traits>
basic_ios<charT,traits>& f(basic_ios<charT,traits>& str, charT c)
{ // set fill character
  str.fill(c);
  return str;
}
```

smanip setprecision(int n);

- 7 **Returns:** An object *s* of implementation specified type such that if *out* is an (instance of) `basic_ostream` then the expression `out<<s` behaves as if `f(s)` were called, where *f* can be defined as:

```
ios_base& f(ios_base& str, int n)
{ // set precision
  str.precision(n);
  return str;
}
```

smanip setw(int n);

- 8 **Returns:** An object *s* of implementation specified type such that if *out* is an (instance of) `basic_ostream` then the expression `out<<s` behaves as if `f(s)` were called, where *f* can be defined as:

```
ios_base& f(ios_base& str, int n)
{ // set width
  str.width(n);
  return str;
}
```

27.7 String-based streams**[lib.string.streams]**

- 1 The header `<sstream>` defines four template classes, and six types, that associate stream buffers with objects of class `basic_string`, as described in subclause 21.2.

Header `<sstream>` synopsis

```
namespace std {
    template <class charT, class traits = char_traits<charT>,
              class Allocator = allocator<charT> >
        class basic_stringbuf;

    typedef basic_stringbuf<char>          stringbuf;
    typedef basic_stringbuf<wchar_t>      wstringbuf;

    template <class charT, class traits = char_traits<charT>,
              class Allocator = allocator<charT> >
        class basic_istream;

    typedef basic_istream<char>          istream;
    typedef basic_istream<wchar_t>      wistream;

    template <class charT, class traits = char_traits<charT>,
              class Allocator = allocator<charT> >
        class basic_ostringstream;
    typedef basic_ostringstream<char>    ostream;
    typedef basic_ostringstream<wchar_t> wostringstream;

    template <class charT, class traits = char_traits<charT>,
              class Allocator = allocator<charT> >
        class basic_stringstream;
    typedef basic_stringstream<char>     stringstream;
    typedef basic_stringstream<wchar_t> wstringstream;
}

```

27.7.1 Template class `basic_stringbuf`**[lib.stringbuf]**

```
namespace std {
    template <class charT, class traits = char_traits<charT>,
              class Allocator = allocator<charT> >
    class basic_stringbuf : public basic_streambuf<charT,traits> {
    public:
        // Types:
        typedef charT          char_type;
        typedef typename traits::int_type int_type;
        typedef typename traits::pos_type pos_type;
        typedef typename traits::off_type off_type;

        // 27.7.1.1 Constructors:
        explicit basic_stringbuf(ios_base::openmode which
                                = ios_base::in | ios_base::out);
        explicit basic_stringbuf(
            const basic_string<charT,traits,Allocator>& str,
            ios_base::openmode which
            = ios_base::in | ios_base::out);

        // 27.7.1.2 Get and set:
        basic_string<charT,traits,Allocator> str() const;
        void str(const basic_string<charT,traits,Allocator>&
                 s);
    };
}

```

Template class `basic_stringbuf`

```

protected:
// 27.7.1.3 Overridden virtual functions:
virtual int_type    underflow();
virtual int_type    pbackfail(int_type c = traits::eof());
virtual int_type    overflow (int_type c = traits::eof());
virtual basic_streambuf<charT,traits>* setbuf(charT*, streamsize);

virtual pos_type    seekoff(off_type off, ios_base::seekdir way,
                           ios_base::openmode which
                           = ios_base::in | ios_base::out);
virtual pos_type    seekpos(pos_type sp,
                           ios_base::openmode which
                           = ios_base::in | ios_base::out);

private:
// ios_base::openmode mode;      exposition only
};
}

```

1 The class `basic_stringbuf` is derived from `basic_streambuf` to associate possibly the input sequence and possibly the output sequence with a sequence of arbitrary *characters*. The sequence can be initialized from, or made available as, an object of class `basic_string`.

2 For the sake of exposition, the maintained data is presented here as:

— `ios_base::openmode mode`, has `in` set if the input sequence can be read, and `out` set if the output sequence can be written.

27.7.1.1 `basic_stringbuf` constructors**[lib.stringbuf.cons]**

```
explicit basic_stringbuf(ios_base::openmode which =
                        ios_base::in | ios_base::out);
```

1 **Effects:** Constructs an object of class `basic_stringbuf`, initializing the base class with `basic_streambuf()` (27.5.2.1), and initializing *mode* with *which*.

2 **Notes:** The function allocates no array object.

```
explicit basic_stringbuf(const basic_string<charT,traits,Allocator>& str,
                        ios_base::openmode which = ios_base::in | ios_base::out);
```

3 **Effects:** Constructs an object of class `basic_stringbuf`, initializing the base class with `basic_streambuf()` (27.5.2.1), and initializing *mode* with *which*. Then copies the content of *str* into the `basic_stringbuf` underlying character sequence and initializes the input and output sequences according to *which*. If *which* & `ios_base::out` is true, initializes the output sequence with the underlying sequence. If *which* & `ios_base::in` is true, initializes the input sequence with the underlying sequence.

4 **Postconditions:** `str() == str`.

27.7.1.2 Member functions**[lib.stringbuf.members]**

```
basic_string<charT,traits,Allocator> str() const;
```

1 **Returns:** A `basic_string` object whose content is equal to the `basic_stringbuf` underlying character sequence. If the buffer is only created in input mode, the underlying character sequence is equal to the input sequence; otherwise, it is equal to the output sequence. In case of an empty underlying character sequence, the function returns `basic_string<charT,traits,Allocator>()`.

```
void str(const basic_string<charT,traits,Allocator>& s);
```

2 **Effects:** If the `basic_stringbuf`'s underlying character sequence is not empty, deallocates it. Then copies the content of `s` into the `basic_stringbuf` underlying character sequence and initializes the input and output sequences according to the mode stored when creating the `basic_stringbuf` object. If `(mode&ios_base::out)` is true, then initializes the output sequence with the underlying sequence. If `(mode&ios_base::in)` is true, then initializes the input sequence with the underlying sequence.

3 **Postcondition:** `str() == s`.

27.7.1.3 Overridden virtual functions

[lib.stringbuf.virtuals]

```
int_type underflow();
```

1 **Returns:** If the input sequence has a read position available, returns `traits::to_int_type(*gptr())`. Otherwise, returns `traits::eof()`.

```
int_type pbackfail(int_type c = traits::eof());
```

2 **Effects:** Puts back the character designated by `c` to the input sequence, if possible, in one of three ways:

— If `traits::eq_int_type(c, traits::eof())` returns false and if the input sequence has a putback position available, and if `traits::eq(to_char_type(c), gptr()[-1])` returns true, assigns `gptr() - 1` to `gptr()`.
Returns: `c`.

— If `traits::eq_int_type(c, traits::eof())` returns false and if the input sequence has a putback position available, and if `mode & ios_base::out` is nonzero, assigns `c` to `*--gptr()`.
Returns: `c`.

— If `traits::eq_int_type(c, traits::eof())` returns true and if the input sequence has a putback position available, assigns `gptr() - 1` to `gptr()`.
Returns: `traits::not_eof(c)`.

3 **Returns:** `traits::eof()` to indicate failure.

4 **Notes:** If the function can succeed in more than one of these ways, it is unspecified which way is chosen.

```
int_type overflow(int_type c = traits::eof());
```

5 **Effects:** Appends the character designated by `c` to the output sequence, if possible, in one of two ways:

— If `traits::eq_int_type(c, traits::eof())` returns false and if either the output sequence has a write position available or the function makes a write position available (as described below), the function calls `sputc(c)`.
Signals success by returning `c`.

— If `traits::eq_int_type(c, traits::eof())` returns true, there is no character to append.
Signals success by returning a value other than `traits::eof()`.

6 **Notes:** The function can alter the number of write positions available as a result of any call.

7 **Returns:** `traits::eof()` to indicate failure.

8 **Notes:** The function can make a write position available only if `(mode & ios_base::out) != 0`. To make a write position available, the function reallocates (or initially allocates) an array object with a sufficient number of elements to hold the current array object (if any), plus one additional write position. If `(mode & ios_base::in) != 0`, the function alters the read end pointer `egptr()` to point just past the new write position (as does the write end pointer `epptr()`).

```
pos_type seekoff(off_type off, ios_base::seekdir way,
                ios_base::openmode which
                = ios_base::in | ios_base::out);
```

10 **Effects:** Alters the stream position within one of the controlled sequences, if possible, as indicated in Table 91:

Table 91—seekoff positioning

Conditions	Result
<code>(which & basic_ios::in) != 0</code>	positions the input sequence
<code>(which & basic_ios::out) != 0</code>	positions the output sequence
<code>(which & (basic_ios::in basic_ios::out)) == (basic_ios::in basic_ios::out)</code> and <code>way ==</code> either <code>basic_ios::beg</code> or <code>basic_ios::end</code>	positions both the input and the output sequences
Otherwise	the positioning operation fails.

- 11 For a sequence to be positioned, if its next pointer (either `gp` or `pp`) is a null pointer, the positioning operation fails. Otherwise, the function determines *newoff* as indicated in Table 92:

Table 92—newoff values

Condition	newoff Value
<code>way == basic_ios::beg</code>	0
<code>way == basic_ios::cur</code>	the next pointer minus the beginning pointer (<code>xnext - xbeg</code>).
<code>way == basic_ios::end</code>	the end pointer minus the beginning pointer (<code>xend - xbeg</code>)
If <code>(newoff + off) < 0</code> , or <code>(xend - xbeg) < (newoff + off)</code>	the positioning operation fails

- 12 Otherwise, the function assigns `xbeg + newoff + off` to the next pointer `xnext`.
- 13 **Returns:** `pos_type(newoff)`, constructed from the resultant offset *newoff* (of type `off_type`), that stores the resultant stream position, if possible. If the positioning operation fails, or if the constructed object cannot represent the resultant stream position, the object stores an invalid stream position.

```
pos_type seekpos(pos_type sp, ios_base::openmode which
                = ios_base::in | ios_base::out);
```

- 14 **Effects:** Alters the stream position within the controlled sequences, if possible, to correspond to the stream position stored in *sp* (as described below).
- If `(which & basic_ios::in) != 0`, positions the input sequence.
 - If `(which & basic_ios::out) != 0`, positions the output sequence.
 - If *sp* is an invalid stream position, or if the function positions neither sequence, the positioning operation fails. If *sp* has not been obtained by a previous successful call to one of the positioning functions (`seekoff`, `seekpos`, `tellg`, `tellp`) the effect is undefined.
- 15 **Returns:** *sp* to indicate success, or `pos_type(off_type(-1))` to indicate failure.

```
basic_streambuf<charT,traits>* setbuf(charT* s, streamsize n);
```

16 setbuf(0,0) has no effect.

17 **Returns:** this.

27.7.2 Template class `basic_istream`

[lib.istream]

```
namespace std {
    template <class charT, class traits = char_traits<charT>,
              class Allocator = allocator<charT> >
    class basic_istream : public basic_istream<charT,traits> {
    public:
        // Types:
        typedef charT          char_type;
        typedef typename traits::int_type int_type;
        typedef typename traits::pos_type pos_type;
        typedef typename traits::off_type off_type;

        // 27.7.2.1 Constructors:
        explicit basic_istream(ios_base::openmode which = ios_base::in);
        explicit basic_istream(
            const basic_string<charT,traits,Allocator>& str,
            ios_base::openmode which = ios_base::in);

        // 27.7.2.2 Members:
        basic_stringbuf<charT,traits,Allocator>* rdbuf() const;

        basic_string<charT,traits,Allocator> str() const;
        void str(const basic_string<charT,traits,Allocator>& s);
    private:
        // basic_stringbuf<charT,traits,Allocator> sb; exposition only
    };
}
```

1 The class `basic_istream<charT,traits,Allocator>` supports reading objects of class `basic_string<charT,traits,Allocator>`. It uses a `basic_stringbuf<charT,traits,Allocator>` object to control the associated storage. For the sake of exposition, the maintained data is presented here as:

— *sb*, the stringbuf object.

27.7.2.1 `basic_istream` constructors

[lib.istream.cons]

```
explicit basic_istream(ios_base::openmode which = ios_base::in);
```

1 **Effects:** Constructs an object of class `basic_istream<charT,traits>`, initializing the base class with `basic_istream(&sb)` and initializing *sb* with `basic_stringbuf<charT,traits,Allocator>(which|ios_base::in)` (27.7.1.1).

```
explicit basic_istream(
    const basic_string<charT,traits,allocator>& str,
    ios_base::openmode which = ios_base::in);
```

2 **Effects:** Constructs an object of class `basic_istream<charT,traits>`, initializing the base class with `basic_istream(&sb)` and initializing *sb* with `basic_stringbuf<charT,traits,Allocator>(str, which | ios_base::in)` (27.7.1.1).

27.7.2.2 Member functions**[lib.istream.members]**

```
basic_stringbuf<charT,traits,Allocator>* rdbuf() const;
```

- 1 **Returns:** (`basic_stringbuf<charT,traits,Allocator>*`)&*sb*.

```
basic_string<charT,traits,Allocator> str() const;
```

- 2 **Returns:** `rdbuf()->str()`.²⁸⁶⁾

```
void str(const basic_string<charT,traits,Allocator>& s);
```

- 3 **Effects:** Calls `rdbuf()->str(s)`.

27.7.3 Class basic_ostringstream**[lib.ostringstream]**

```
namespace std {
    template <class charT, class traits = char_traits<charT>,
              class Allocator = allocator<charT> >
    class basic_ostringstream : public basic_ostream<charT,traits> {
    public:
        // Types:
        typedef charT          char_type;
        typedef typename traits::int_type int_type;
        typedef typename traits::pos_type pos_type;
        typedef typename traits::off_type off_type;

        // 27.7.3.1 Constructors/destructor:
        explicit basic_ostringstream(ios_base::openmode which = ios_base::out);
        explicit basic_ostringstream(
            const basic_string<charT,traits,Allocator>& str,
            ios_base::openmode which = ios_base::out);
        virtual ~basic_ostringstream();

        // 27.7.3.2 Members:
        basic_stringbuf<charT,traits,Allocator>* rdbuf() const;

        basic_string<charT,traits,Allocator> str() const;
        void str(const basic_string<charT,traits,Allocator>& s);
    private:
        // basic_stringbuf<charT,traits,Allocator> sb; exposition only
    };
}
```

- 1 The class `basic_ostringstream<charT,traits,Allocator>` supports writing objects of class `basic_string<charT,traits,Allocator>`. It uses a `basic_stringbuf` object to control the associated storage. For the sake of exposition, the maintained data is presented here as:

— *sb*, the `stringbuf` object.

27.7.3.1 basic_ostringstream constructors**[lib.ostringstream.cons]**

```
explicit basic_ostringstream(ios_base::openmode which = ios_base::out);
```

- 1 **Effects:** Constructs an object of class `basic_ostringstream`, initializing the base class with `basic_ostream(&sb)` and initializing *sb* with `basic_stringbuf<charT,traits,Allocator>(which | ios_base::out)` (27.7.1.1).

²⁸⁶⁾ `rdbuf()` is never NULL because it always returns the private object.

```
explicit basic_ostringstream(
    const basic_string<charT,traits,Allocator>& str,
    ios_base::openmode which = ios_base::out);
```

- 2 **Effects:** Constructs an object of class `basic_ostringstream<charT,traits>`, initializing the base class with `basic_ostream(&sb)` and initializing `sb` with `basic_stringbuf<charT,traits,Allocator>(str, which | ios_base::out)` (27.7.1.1).

27.7.3.2 Member functions

[lib.ostringstream.members]

```
basic_stringbuf<charT,traits,Allocator>* rdbuf() const;
```

- 1 **Returns:** (`basic_stringbuf<charT,traits,Allocator>*`)&`sb`.

```
basic_string<charT,traits,Allocator> str() const;
```

- 2 **Returns:** `rdbuf()->str()`.²⁸⁷⁾

```
void str(const basic_string<charT,traits,Allocator>& s);
```

- 3 **Effects:** Calls `rdbuf()->str(s)`.

27.7.4 Template class basic_stringstream

[lib.stringstream]

```
namespace std {
    template <class charT, class traits = char_traits<charT>,
              class Allocator = allocator<charT> >
    class basic_stringstream
    : public basic_istream<charT,traits> {
    public:

        // Types
        typedef charT          char_type;
        typedef typename traits::int_type int_type;
        typedef typename traits::pos_type pos_type;
        typedef typename traits::off_type off_type;

        // constructors/destructors
        explicit basic_stringstream(
            ios_base::openmode which = ios_base::out|ios_base::in);
        explicit basic_stringstream(
            const basic_string<charT,traits,Allocator>& str,
            ios_base::openmode which = ios_base::out|ios_base::in);

        // Members:
        basic_stringbuf<charT,traits,Allocator>* rdbuf() const;
        basic_string<charT,traits,Allocator> str() const;
        void str(const basic_string<charT,traits,Allocator>& str);

    private:
        // basic_stringbuf<charT, traits> sb; exposition only
    };
```

- 1 The template class `basic_stringstream<charT,traits>` supports reading and writing from objects of class `basic_string<charT,traits,Allocator>`. It uses a `basic_stringbuf<charT,traits,Allocator>` object to control the associated sequence. For the sake of exposition, the maintained data is presented here as

— `sb`, the `stringbuf` object.

²⁸⁷⁾ `rdbuf()` is never NULL because it always returns the private object.

27.7.5 `basic_stringstream` constructors**[lib.stringstream.cons]**

```
explicit basic_stringstream(
    ios_base::openmode which = ios_base::out|iosbase::in);
```

- 1 **Effects:** Constructs an object of class `basic_stringstream<charT, traits>`, initializing the base class with `basic_istream(&sb)` and initializing `sb` with `basic_stringbuf<charT, traits, Allocator>(which)`.

```
explicit basic_stringstream(
    const basic_string<charT, traits, Allocator>& str,
    ios_base::openmode which = ios_base::out|iosbase::in);
```

- 2 **Effects:** Constructs an object of class `basic_stringstream<charT, traits>`, initializing the base class with `basic_istream(&sb)` and initializing `sb` with `basic_stringbuf<charT, traits, Allocator>(str, which)`.

27.7.6 Member functions**[lib.stringstream.members]**

```
basic_stringbuf<charT, traits, Allocator>* rdbuf() const;
```

- 1 **Returns:** `&sb`

```
basic_string<charT, traits, Allocator> str() const;
```

- 2 **Returns:** `rdbuf()->str()`.²⁸⁸⁾

```
void str(const basic_string<charT, traits, Allocator>& str);
```

- 3 **Effects:** Calls `rdbuf()->str(str)`.

27.8 File-based streams**[lib.file.streams]****27.8.1 File streams****[lib.fstreams]**

- 1 The header `<fstream>` defines four class templates, and six types, that associate stream buffers with files and assist reading and writing files.

Header `<fstream>` synopsis

²⁸⁸⁾ `rdbuf()` is never NULL because it always returns the private object.

```

namespace std {
    template <class charT, class traits = char_traits<charT> >
        class basic_filebuf;
    typedef basic_filebuf<char>      filebuf;
    typedef basic_filebuf<wchar_t>  wfilebuf;

    template <class charT, class traits = char_traits<charT> >
        class basic_ifstream;
    typedef basic_ifstream<char>    ifstream;
    typedef basic_ifstream<wchar_t> wifstream;

    template <class charT, class traits = char_traits<charT> >
        class basic_ofstream;
    typedef basic_ofstream<char>    ofstream;
    typedef basic_ofstream<wchar_t> wofstream;

    template <class charT, class traits = char_traits<charT> >
        class basic_fstream;
    typedef basic_fstream<char>     fstream;
    typedef basic_fstream<wchar_t> wfstream;
}

```

2 In this subclause, the type name *FILE* refers to the type FILE defined in `<cstdio>` (27.8.2).²⁸⁹⁾

— **File** A File provides an external source/sink stream whose *underlaid character type* is char (byte).²⁹⁰⁾

— **Multibyte character and Files** A File provides byte sequences. So the streambuf (or its derived classes) treats a file as the external source/sink byte sequence. In a large character set environment, multibyte character sequences are held in files. In order to provide the contents of a file as wide character sequences, wide-oriented filebuf, namely wfilebuf should convert wide character sequences.

27.8.1.1 Template class `basic_filebuf`

[lib.filebuf]

```

namespace std {
    template <class charT, class traits = char_traits<charT> >
        class basic_filebuf : public basic_streambuf<charT,traits> {
    public:
        // Types (inherited from basic_streambuf (27.5.2)):
        // typedef charT          char_type;
        // typedef typename traits::int_type int_type;
        // typedef typename traits::pos_type pos_type;
        // typedef typename traits::off_type off_type;
        // typedef traits        traits_type;

        // 27.8.1.2 Constructors/destructor:
        basic_filebuf();
        virtual ~basic_filebuf();

        // 27.8.1.3 Members:
        bool is_open() const;
        basic_filebuf<charT,traits>* open(const char* s, ios_base::openmode mode);
        basic_filebuf<charT,traits>* close();
    };
}

```

²⁸⁹⁾ In C FILE must be a typedef. In C++ it may be a typedef or other type name.

²⁹⁰⁾ A File is a sequence of multibyte characters. In order to provide the contents as a wide character sequence, filebuf should convert between wide character sequences and multibyte character sequences.

Template class `basic_filebuf`

```

protected:
// 27.8.1.4 Overridden virtual functions:
virtual int      showmanyc();
virtual int_type underflow();
virtual int_type uflow();
virtual int_type pbackfail(int_type c = traits::eof());
virtual int_type overflow (int_type c = traits::eof());

virtual basic_streambuf<charT,traits>*
        setbuf(char_type* s, streamsize n);
virtual pos_type seekoff(off_type off, ios_base::seekdir way,
        ios_base::openmode which
        = ios_base::in | ios_base::out);
virtual pos_type seekpos(pos_type sp, ios_base::openmode which
        = ios_base::in | ios_base::out);
virtual int      sync();
virtual void     imbue(const locale& loc);
};
}

```

- 1 The class `basic_filebuf<charT,traits>` associates both the input sequence and the output sequence with a file.
- 2 The restrictions on reading and writing a sequence controlled by an object of class `basic_filebuf<charT,traits>` are the same as for reading and writing with the Standard C library `FILEs`.
- 3 In particular:
 - If the file is not open for reading the input sequence cannot be read.
 - If the file is not open for writing the output sequence cannot be written.
 - A joint file position is maintained for both the input sequence and the output sequence.
- 4 An instance of `basic_filebuf` behaves as described in 27.8.1.1 provided `traits::pos_type` is `fpos<traits::state_type>`. Otherwise the behavior is undefined.
- 5 In order to support file I/O and multibyte/wide character conversion, conversions are performed using members of a facet, referred to as `a_codecvt` in following sections, obtained “as if” by

```

codecvt<charT,char,typename traits::state_type> a_codecvt =
    use_facet<codecvt<charT,char,typename traits::state_type> >(getloc());

```

27.8.1.2 `basic_filebuf` constructors

[lib.filebuf.cons]

```
basic_filebuf();
```

- 1 **Effects:** Constructs an object of class `basic_filebuf<charT,traits>`, initializing the base class with `basic_streambuf<charT,traits>()` (27.5.2.1).
- 2 **Postcondition:** `is_open() == false`.

```
virtual ~basic_filebuf();
```

- 3 **Effects:** Destroys an object of class `basic_filebuf<charT,traits>`. Calls `close()`.

27.8.1.3 Member functions

[lib.filebuf.members]

```
bool is_open() const;
```

- 1 **Returns:** `true` if a previous call to `open` succeeded (returned a non-null value) and there has been no intervening call to `close`.

```
basic_filebuf<charT,traits>* open(
    const char* s,
    ios_base::openmode mode );
```

- 2 **Effects:** If `is_open() != false`, returns a null pointer. Otherwise, initializes the filebuf as required.

It then opens a file, if possible, whose name is the NTBS `s` (“as if” by calling `::fopen(s, modstr)`).

The NTBS `modstr` is determined from `mode & ~ios_base::ate` as indicated in Table 93:

Table 93—File open modes

ios_base Flag combination					stdio equivalent
binary	in	out	trunc	app	
		+			"w"
		+		+	"a"
		+	+		"w"
	+				"r"
	+	+			"r+"
	+	+	+		"w+"
+		+			"wb"
+		+		+	"ab"
+		+	+		"wb"
+	+				"rb"
+	+	+			"r+b"
+	+	+	+		"w+b"

If `mode` is not some combination of flags shown in the table then the open fails.

- 3 If the open operation succeeds and `(mode & ios_base::ate) != 0`, positions the file to the end (“as if” by calling `::fseek(file, 0, SEEK_END)`).²⁹¹⁾
- 4 If the repositioning operation fails, calls `close()` and returns a null pointer to indicate failure.
- 5 **Returns:** this if successful, a null pointer otherwise.

```
basic_filebuf<charT,traits>* close();
```

- 6 **Effects:** If `is_open() == false`, returns a null pointer. If a put area exists, calls `overflow(EOF)` to flush characters. If the last virtual member function called on `*this` (between `underflow`, `overflow`, `seekoff`, and `seekpos`) was `overflow` then calls `a_codecvt.unshift` (possibly several times) to determine a termination sequence, inserts those characters and calls `overflow(EOF)` again. Finally it closes the file (“as if” by calling `::fclose(file)`).²⁹²⁾ If any of the calls to `overflow` or `::fclose` fails then `close` fails
- 7 **Returns:** this on success, a null pointer otherwise.
- 8 **Postcondition:** `is_open() == false`.

²⁹¹⁾ The macro `SEEK_END` is defined, and the function signatures `fopen(const char_type*, const char_type*)` and `fseek(FILE*, long, int)` are declared, in `<stdio>` (27.8.2).

²⁹²⁾ The function signature `fclose(FILE*)` is declared, in `<stdio>` (27.8.2).

27.8.1.4 Overridden virtual functions

[lib.filebuf.virtuals]

```
int showmanyc();
```

1 **Effects:** Behaves the same as `basic_streambuf::showmanyc()` (27.5.2.4).

2 **Notes:** An implementation might well provide an overriding definition for this function signature if it can determine that more characters can be read from the input sequence.

```
int_type underflow();
```

3 **Effects:** Behaves according to the description of `basic_streambuf<charT,traits>::underflow()`, with the specialization that a sequence of characters is read from the input sequence “as if” by reading from the associated file into an internal buffer (`extern_buf`) and then “as if” doing

```
char    extern_buf[XSIZE];
char*   extern_end;
charT   intern_buf[ISIZE];
charT*  intern_end;
codecvt_base::result r =
    a_codecvt.in(st,extern_buf,extern_buf+XSIZE,extern_end,
                intern_buf, intern_buf+ISIZE, intern_end);
```

This must be done in such a way that the class can recover the position (`fpos_t`) corresponding to each character between `intern_buf` and `intern_end`. If the value of `r` indicates that `a_codecvt.in()` ran out of space in `intern_buf`, retry with a larger `intern_buf`.

```
int_type uflow();
```

4 **Effects:** Behaves according to the description of `basic_streambuf<charT,traits>::uflow()`, with the specialization that a sequence of characters is read from the input with the same method as used by `underflow`.

```
int_type pbackfail(int_type c = traits::eof());
```

5 **Effects:** Puts back the character designated by `c` to the input sequence, if possible, in one of three ways:

— If `traits::eq_int_type(c,traits::eof())` returns false and if the function makes a put-back position available and if `traits::eq(to_char_type(c),gptr()[-1])` returns true, decrements the next pointer for the input sequence, `gptr()`.

Returns: `c`.

— If `traits::eq_int_type(c,traits::eof())` returns false and if the function makes a put-back position available, and if the function is permitted to assign to the putback position, decrements the next pointer for the input sequence, and stores `c` there.

Returns: `c`.

— If `traits::eq_int_type(c,traits::eof())` returns true and if either the input sequence has a putback position available or the function makes a putback position available, decrements the next pointer for the input sequence, `gptr()`.

Returns: `traits::not_eof(c)`.

6 **Returns:** `traits::eof()` to indicate failure.

7 **Notes:** If `is_open() == false`, the function always fails.

The function does not put back a character directly to the input sequence.

If the function can succeed in more than one of these ways, it is unspecified which way is chosen. The function can alter the number of putback positions available as a result of any call.

```
int_type overflow(int_type c = traits::eof());
```

8 **Effects:** Behaves according to the description of `basic_streambuf<charT,traits>::overflow(c)`, except that the behavior of “consuming characters” is performed by first covering “as if” by:

```

charT* b = pbase();
charT* p = pptr();
charT* end;
char xbuf[XSIZE];
char* xbuf_end;
codecvt_base::result r = a_codecvt.out(st,b,p,end,xbuf,xbuf+XSIZE,xbuf_end);

```

and then

- If `r == codecvt_base::error` then fail.
- If `r == codecvt_base::noconv` then output characters from `b` upto (and not including) `p`.
- If `r == codecvt_base::partial` then output to the file characters from `xbuf` upto `xbuf_end`, and repeat using characters from `end` to `p`. If output fails, fail (without repeating).
- Otherwise output from `xbuf` to `xbuf_end`, and fail if output fails. At this point if `b != p` and `b == end` (buf isn't large enough) then increase `BSIZE` and repeat from the beginning.

9 **Returns:** `traits::not_eof(c)` to indicate success, and `traits::eof()` to indicate failure. If `is_open() == false`, the function always fails.

```
basic_streambuf* setbuf(char_type* s, int n);
```

10 **Effects:** If `setbuf(0,0)` is called on a stream before any I/O has occurred on that stream, the stream becomes unbuffered. Otherwise the results are implementation-defined. "Unbuffered" means that `pbase()` and `pptr()` always return null and output to the file should appear as soon as possible.

```
pos_type seekoff(off_type off, ios_base::seekdir way,
                ios_base::openmode which
                = ios_base::in | ios_base::out);
```

11 **Effects:** If `is_open() == false`, the positioning operation fails. Otherwise, if `a_codecvt.encoding()>0` repositions the sequence by `off*e` positions in *file*. This is done by some combination of manipulating the put or get area and repositioning of the *file* ("as if" by computing *distance*, the number of characters to be moved in *file* and calling `::fseek(file,distance*off,whence)`.²⁹³ Otherwise if `off==0` repositions within the associated file ("as if" by calling `::fseek(file,0,whence)`. Otherwise the positioning operation fails.

12 **Notes:** The function determines one of three values for the argument *whence*, of type `int`, as indicated in Table 94:

Table 94—seekoff effects

way Value	stdio Equivalent
<code>basic_ios::beg</code>	<code>SEEK_SET</code>
<code>basic_ios::cur</code>	<code>SEEK_CUR</code>
<code>basic_ios::end</code>	<code>SEEK_END</code>

13 **Returns:** a newly constructed `pos_type` object that stores the resultant stream position, if possible. If the positioning operation fails, or if the object cannot represent the resultant stream position, returns an invalid stream position (`_lib.iostreams.pos.t_`).

```
pos_type seekpos(pos_type sp, ios_base::openmode which
                = ios_base::in | ios_base::out);
```

Otherwise it alters the file position, if possible, to correspond to the position stored in *sp* (as described below).

²⁹³The macros `SEEK_SET`, `SEEK_CUR`, and `SEEK_END` are defined, and the function signature `fseek(FILE*, long, int)` is declared, in `<cstdio>` (27.8.2).

- if (`which&ios_base::in`) != 0, set the file position to *sp*, then update the input sequence
- if (`which&ios_base::out`) != 0, set the file position to *sp*, then update the output sequence

14 If *sp* is an invalid stream position, or if the function positions neither sequence, the positioning operation fails. If *sp* has not been obtained by a previous successful call to one of the positioning functions (`seekoff` or `seekpos`) on the same file the effects are undefined.

15 **Returns:** *sp* on success. Otherwise returns an invalid stream position(27.1.1.)

```
int sync();
```

16 **Effects:** If a put area exists, calls `filebuf::overflow` to write the characters to the file. If a get area exists the effect is implementation-defined.

```
17 void imbue(const locale& loc);
```

18 **Precondition** If the file is not positioned at its beginning and the encoding of the current locale as determined by `a_codecvt.encoding()` is state-dependent(22.2.1.5.2) then that facet is the same as the corresponding facet of *loc*.

27.8.1.5 Template class `basic_ifstream`

[lib.ifstream]

```
namespace std {
    template <class charT, class traits = char_traits<charT> >
    class basic_ifstream : public basic_istream<charT,traits> {
    public:
        // Types:
        typedef charT          char_type;
        typedef typename traits::int_type int_type;
        typedef typename traits::pos_type pos_type;
        typedef typename traits::off_type off_type;

        // 27.8.1.6 Constructors:
        basic_ifstream();
        explicit basic_ifstream(const char* s,
                               ios_base::openmode mode = ios_base::in);

        // 27.8.1.7 Members:
        basic_filebuf<charT,traits>* rdbuf() const;

        bool is_open();
        void open(const char* s, openmode mode = in);
        void close();
    private:
        // basic_filebuf<charT,traits> sb;    exposition only
    };
}
```

1 The class `basic_ifstream<charT,traits>` supports reading from named files. It uses a `basic_filebuf<charT,traits>` object to control the associated sequence. For the sake of exposition, the maintained data is presented here as:

- *sb*, the filebuf object.

27.8.1.6 `basic_ifstream` constructors

[lib.ifstream.cons]

```
basic_ifstream();
```

1 **Effects:** Constructs an object of class `basic_ifstream<charT,traits>`, initializing the base class with `basic_istream(&sb)` and initializing *sb* with `basic_filebuf<charT,traits>()` (27.6.1.1.1, 27.8.1.2).

```
explicit basic_ifstream(const char* s, openmode mode = in);
```

- 2 **Effects:** Constructs an object of class `basic_ifstream`, initializing the base class with `basic_istream(&sb)` and initializing `sb` with `basic_filebuf<charT,traits>()` (27.6.1.1.1, 27.8.1.2), then calls `rdbuf()->open(s,mode|in)`.²⁹⁴ If that function returns a null pointer, calls `setstate(failbit)`, (which may throw `ios_base::failure`).

27.8.1.7 Member functions

[lib.ifstream.members]

```
basic_filebuf<charT,traits>* rdbuf() const;
```

- 1 **Returns:** (`basic_filebuf<charT,traits>*`)&`sb`.

```
bool is_open();
```

- 2 **Returns:** `rdbuf()->is_open()`.²⁹⁵

```
void open(const char* s, openmode mode = in);
```

- 3 **Effects:** Calls `rdbuf()->open(s,mode|in)`. If that function returns a null pointer, calls `setstate(failbit)` (which may throw `ios_base::failure` (27.4.5.3)).

```
void close();
```

- 4 **Effects:** Calls `rdbuf()->close()` and, if that function returns false, calls `setstate(failbit)` (which may throw `ios_base::failure` (27.4.5.3)).

27.8.1.8 Template class basic_ofstream

[lib.ofstream]

```
namespace std {
  template <class charT, class traits = char_traits<charT> >
  class basic_ofstream : public basic_ostream<charT,traits> {
  public:
    // Types:
    typedef charT          char_type;
    typedef typename traits::int_type int_type;
    typedef typename traits::pos_type pos_type;
    typedef typename traits::off_type off_type;

    // 27.8.1.9 Constructors:
    basic_ofstream();
    explicit basic_ofstream(const char* s,
                          ios_base::openmode mode
                          = ios_base::out | ios_base::trunc);

    // 27.8.1.10 Members:
    basic_filebuf<charT,traits>* rdbuf() const;

    bool is_open();
    void open(const char* s, ios_base::openmode mode = out | trunc);
    void close();
  private:
    // basic_filebuf<charT,traits> sb;    exposition only
  };
}
```

- 1 The class `basic_ofstream<charT,traits>` supports writing to named files. It uses a `basic_filebuf<charT,traits>` object to control the associated sequence. For the sake of exposition, the maintained data is presented here as:

²⁹⁴ `rdbuf()` is never NULL because it always returns the private object.

²⁹⁵ `rdbuf()` is never NULL because it always returns the private object.

Template class `basic_ofstream`

— `sb`, the filebuf object.

27.8.1.9 `basic_ofstream` constructors

[lib.ofstream.cons]

```
basic_ofstream();
```

- 1 **Effects:** Constructs an object of class `basic_ofstream<charT,traits>`, initializing the base class with `basic_ostream(&sb)` and initializing `sb` with `basic_filebuf<charT,traits>()` (27.6.2.2, 27.8.1.2).

```
explicit basic_ofstream(const char* s, openmode mode = out);
```

- 2 **Effects:** Constructs an object of class `basic_ofstream<charT,traits>`, initializing the base class with `basic_ostream(&sb)` and initializing `sb` with `basic_filebuf<charT,traits>()` (27.6.2.2, 27.8.1.2), then calls `rdbuf()->open(s, mode|out)`.²⁹⁶ If that function returns a null pointer, calls `setstate(failbit)`, (which may throw `ios_base::failure`).

27.8.1.10 Member functions

[lib.ofstream.members]

```
basic_filebuf<charT,traits>* rdbuf() const;
```

- 1 **Returns:** `(basic_filebuf<charT,traits>*)&sb`.

```
bool is_open();
```

- 2 **Returns:** `rdbuf()->is_open()`.

```
void open(const char* s, openmode mode = out);
```

- 3 **Effects:** Calls `rdbuf()->open(s,mode|out)`. If that function returns a null pointer, calls `setstate(failbit)` (which may throw `ios_base::failure` (27.4.5.3)).

```
void close();
```

- 4 **Effects:** Calls `rdbuf()->close()` and, if that function fails (returns a null pointer), calls `setstate(failbit)` (which may throw `ios_base::failure` (27.4.5.3)).

27.8.1.11 Template class `basic_fstream`

[lib.fstream]

```
namespace std {
  template <class charT, class traits=char_traits<charT> >
  class basic_fstream
  : public basic_istream<charT,traits> {

  public:
    // Types
    typedef charT          char_type;
    typedef typename traits::int_type  int_type;
    typedef typename traits::pos_type  pos_type;
    typedef typename traits::off_type  off_type;

    // constructors/destructor
    basic_fstream();
    explicit basic_fstream(
      const char* s,
      ios_base::openmode mode = ios_base::in|ios_base::out);
```

²⁹⁶ `rdbuf()` is never NULL because it always returns the private filebuf object.

```

    // Members:
    basic_filebuf<charT,traits>* rdbuf() const;
    bool is_open();
    void open(
        const char* s,
        ios_base::openmode mode = ios_base::in|ios_base::out);
    void close();

private:
    // basic_filebuf<charT,traits> sb; exposition only
};

```

- 1 The template class `basic_fstream<charT,traits>` supports reading and writing from named files. It uses a `tobasic_filebuf<charT,traits>` object. For the sake of exposition, the maintained data is presented here as:

— `sb`, the `basic_filebuf` object.

27.8.1.12 `basic_fstream` constructors

[lib.fstream.cons]

```
basic_fstream();
```

- 1 **Effects:** Constructs an object of class `basic_fstream<charT,traits>`, initializing the base class with `basic_iostream(&sb)` and initializing `sb` with `basic_filebuf<charT,traits>()`.

```
explicit basic_fstream(const char* s, ios_base::openmode mode);
```

- 2 **Effects:** Constructs an object of class `basic_fstream<charT,traits>`, initializing the base class with `basic_iostream(&sb)` and initializing `sb` with `basic_filebuf<charT,traits>()`. Then calls `rdbuf()->open(s,mode)`. If that function returns a null pointer, calls `setstate(failbit)` (which may throw `ios_base::failure`).

27.8.1.13 Member functions

[lib.fstream.members]

```
basic_filebuf<charT,traits>* rdbuf() const;
```

- 1 **Returns:** `&sb`

```
bool is_open();
```

- 2 **Returns:** `rdbuf()->is_open()`.

```
void open(const char* s, ios_base::openmode mode);
```

- 3 **Effects:** Calls `rdbuf()->open(s,mode)`. If that function returns a null pointer, calls `setstate(failbit)`, (which may throw `ios_base::failure`). (27.4.5.3)

```
void close();
```

- 4 **Effects:** Calls `rdbuf()->close()` and, if that function returns false, calls `setstate(failbit)` (27.4.5.3) (which may throw `ios_base::failure`).

27.8.2 C Library files

[lib.c.files]

- 1 Table 95 describes header `<cstdio>`.

Table 95—Header <stdio> synopsis

Type	Name(s)				
Macros:					
BUFSIZ	L_tmpnam	SEEK_SET	TMP_MAX		
EOF	NULL <stdio>	stderr	_IOFBF		
FILENAME_MAX	SEEK_CUR	stdin	_IOLBF		
FOPEN_MAX	SEEK_END	stdout	_IONBF		
Types:					
	FILE	fpos_t	size_t	<stdio>	
Functions:					
clearerr	fgets	fscanf	gets	rewind	
fclose	fopen	fseek	perror	scanf	tmpnam
feof	fprintf	fsetpos	printf	setbuf	ungetc
ferror	fputc	ftell	putc	setvbuf	vprintf
fflush	fputs	fwrite	puts	sprintf	vfprintf
fgetc	fread	getc	remove	sscanf	vsprintf
fgetpos	freopen	getchar	putchar	rename	tmpfile

SEE ALSO: ISO C subclause 7.9, Amendment 1 subclause 4.6.2.

Annex A (informative)

Grammar summary

[gram]

- 1 This summary of C++ syntax is intended to be an aid to comprehension. It is not an exact statement of the language. In particular, the grammar described here accepts a superset of valid C++ constructs. Disambiguation rules (6.8, 7.1, 10.2) must be applied to distinguish expressions from declarations. Further, access control, ambiguity, and type rules must be used to weed out syntactically valid but meaningless constructs.

A.1 Keywords

[gram.key]

- 1 New context-dependent keywords are introduced into a program by `typedef` (7.1.3), `namespace` (7.3.1), `class` (9), `enumeration` (7.2), and `template` (14) declarations.

typedef-name:

identifier

namespace-name:

original-namespace-name

namespace-alias

original-namespace-name:

identifier

namespace-alias:

identifier

class-name:

identifier

template-id

enum-name:

identifier

template-name:

identifier

Note that a *typedef-name* naming a class is also a *class-name* (9.1).

A.2 Lexical conventions

[gram.lex]

hex-quad:

hexadecimal-digit hexadecimal-digit hexadecimal-digit hexadecimal-digit

universal-character-name:

\u hex-quad

\U hex-quad hex-quad

preprocessing-token:

header-name
identifier
pp-number
character-literal
string-literal
preprocessing-op-or-punc
 each non-white-space character that cannot be one of the above

token:

identifier
keyword
literal
operator
punctuator

header-name:

<h-char-sequence>
"q-char-sequence"

h-char-sequence:

h-char
h-char-sequence h-char

h-char:

any member of the source character set except
 new-line and >

q-char-sequence:

q-char
q-char-sequence q-char

q-char:

any member of the source character set except
 new-line and "

pp-number:

digit
. digit
pp-number digit
pp-number nondigit
pp-number e sign
pp-number E sign
pp-number .

identifier:

nondigit
identifier nondigit
identifier digit

nondigit: one of

universal-character-name
 _ a b c d e f g h i j k l m
 n o p q r s t u v w x y z
 A B C D E F G H I J K L M
 N O P Q R S T U V W X Y Z

digit: one of

0 1 2 3 4 5 6 7 8 9

preprocessing-op-or-punc: one of

{	}	[]	#	##	()		
<:	:>	<%	%>	%:	%%:	;	:	...	
new	delete	?	::	.	.*				
+	-	*	/	%	^	&		~	
!	=	<	>	+=	--	*=	/=	%=	
^=	&=	=	<<	>>	>>=	<<=	==	!=	
<=	>=	&&		++	--	,	->*	->	
and	and_eq	bitand	bitor	compl	not	not_eq	or	or_eq	
xor	xor_eq								

literal:

integer-literal
character-literal
floating-literal
string-literal
boolean-literal

integer-literal:

decimal-literal integer-suffix_{opt}
octal-literal integer-suffix_{opt}
hexadecimal-literal integer-suffix_{opt}

decimal-literal:

nonzero-digit
decimal-literal digit

octal-literal:

0
octal-literal octal-digit

hexadecimal-literal:

0x *hexadecimal-digit*
 0X *hexadecimal-digit*
hexadecimal-literal hexadecimal-digit

nonzero-digit: one of

1 2 3 4 5 6 7 8 9

octal-digit: one of

0 1 2 3 4 5 6 7

hexadecimal-digit: one of

0 1 2 3 4 5 6 7 8 9
 a b c d e f
 A B C D E F

integer-suffix:

unsigned-suffix long-suffix_{opt}
long-suffix unsigned-suffix_{opt}

unsigned-suffix: one of

u U

long-suffix: one of

l L

character-literal:

' *c-char-sequence* '
 L' *c-char-sequence* '

c-char-sequence:

c-char
c-char-sequence *c-char*

c-char:

any member of the source character set except
 the single-quote ' , backslash \ , or new-line character
escape-sequence
universal-character-name

escape-sequence:

simple-escape-sequence
octal-escape-sequence
hexadecimal-escape-sequence

simple-escape-sequence: one of

\ ' \ " \ ? \ \
 \ a \ b \ f \ n \ r \ t \ v

octal-escape-sequence:

\ *octal-digit*
 \ *octal-digit* *octal-digit*
 \ *octal-digit* *octal-digit* *octal-digit*

hexadecimal-escape-sequence:

\ x *hexadecimal-digit*
hexadecimal-escape-sequence *hexadecimal-digit*

floating-literal:

fractional-constant *exponent-part*_{opt} *floating-suffix*_{opt}
digit-sequence *exponent-part* *floating-suffix*_{opt}

fractional-constant:

*digit-sequence*_{opt} . *digit-sequence*
digit-sequence .

exponent-part:

e *sign*_{opt} *digit-sequence*
 E *sign*_{opt} *digit-sequence*

sign: one of

+ -

digit-sequence:

digit
digit-sequence *digit*

floating-suffix: one of

f l F L

string-literal:

" *s-char-sequence*_{opt} "
 L " *s-char-sequence*_{opt} "

s-char-sequence:

s-char
s-char-sequence s-char

s-char:

any member of the source character set except
 the double-quote " , backslash \ , or new-line character
escape-sequence
universal-character-name

boolean-literal:

false
true

A.3 Basic concepts

[gram.basic]

translation-unit:

declaration-seq_{opt}

A.4 Expressions

[gram.expr]

primary-expression:

literal
this
 :: *identifier*
 :: *operator-function-id*
 :: *qualified-id*
 (*expression*)
id-expression

id-expression:

unqualified-id
qualified-id

id-expression:

unqualified-id
qualified-id

unqualified-id:

identifier
operator-function-id
conversion-function-id
 ~ *class-name*
template-id

qualified-id:

nested-name-specifier *template_{opt}* *unqualified-id*

nested-name-specifier:

class-or-namespace-name :: *nested-name-specifier_{opt}*

class-or-namespace-name:

class-name
namespace-name

postfix-expression:

```

primary-expression
postfix-expression [ expression ]
postfix-expression ( expression-listopt )
simple-type-specifier ( expression-listopt )
postfix-expression . templateopt ::opt id-expression
postfix-expression -> templateopt ::opt id-expression
postfix-expression . pseudo-destructor-name
postfix-expression -> pseudo-destructor-name
postfix-expression ++
postfix-expression --
dynamic_cast < type-id > ( expression )
static_cast < type-id > ( expression )
reinterpret_cast < type-id > ( expression )
const_cast < type-id > ( expression )
typeid ( expression )
typeid ( type-id )

```

expression-list:

```

assignment-expression
expression-list , assignment-expression

```

pseudo-destructor-name:

```

::opt nested-name-specifieropt type-name :: ~ type-name
::opt nested-name-specifieropt ~ type-name

```

unary-expression:

```

postfix-expression
++ cast-expression
-- cast-expression
unary-operator cast-expression
sizeof unary-expression
sizeof ( type-id )
new-expression
delete-expression

```

unary-operator: one of

```

* & + - ! ~

```

new-expression:

```

::opt new new-placementopt new-type-id new-initializeropt
::opt new new-placementopt ( type-id ) new-initializeropt

```

new-placement:

```

( expression-list )

```

new-type-id:

```

type-specifier-seq new-declaratoropt

```

new-declarator:

```

ptr-operator new-declaratoropt
direct-new-declarator

```

direct-new-declarator:

```

[ expression ]
direct-new-declarator [ constant-expression ]

```

new-initializer:

```

( expression-listopt )

```

delete-expression:

::_{opt} delete cast-expression
::_{opt} delete [] cast-expression

cast-expression:

unary-expression
(type-id) cast-expression

pm-expression:

cast-expression
pm-expression . cast-expression*
pm-expression -> cast-expression*

multiplicative-expression:

pm-expression
*multiplicative-expression * pm-expression*
multiplicative-expression / pm-expression
multiplicative-expression % pm-expression

additive-expression:

multiplicative-expression
additive-expression + multiplicative-expression
additive-expression - multiplicative-expression

shift-expression:

additive-expression
shift-expression << additive-expression
shift-expression >> additive-expression

relational-expression:

shift-expression
relational-expression < shift-expression
relational-expression > shift-expression
relational-expression <= shift-expression
relational-expression >= shift-expression

equality-expression:

relational-expression
equality-expression == relational-expression
equality-expression != relational-expression

and-expression:

equality-expression
and-expression & equality-expression

exclusive-or-expression:

and-expression
exclusive-or-expression ^ and-expression

inclusive-or-expression:

exclusive-or-expression
inclusive-or-expression | exclusive-or-expression

logical-and-expression:

inclusive-or-expression
logical-and-expression && inclusive-or-expression

logical-or-expression:

logical-and-expression
logical-or-expression | | *logical-and-expression*

conditional-expression:

logical-or-expression
logical-or-expression ? *expression* : *assignment-expression*

assignment-expression:

conditional-expression
logical-or-expression *assignment-operator* *assignment-expression*
throw-expression

assignment-operator: one of

= * = / = % = + = - = >> = << = & = ^ = | =

expression:

assignment-expression
expression , *assignment-expression*

constant-expression:

conditional-expression

A.5 Statements

[gram.stmt.stmt]

statement:

labeled-statement
expression-statement
compound-statement
selection-statement
iteration-statement
jump-statement
declaration-statement
try-block

labeled-statement:

identifier : *statement*
case *constant-expression* : *statement*
default : *statement*

expression-statement:

*expression*_{opt} ;

compound-statement:

{ *statement-seq*_{opt} }

statement-seq:

statement
statement-seq *statement*

selection-statement:

if (*condition*) *statement*
if (*condition*) *statement* *else* *statement*
switch (*condition*) *statement*

condition:

expression
type-specifier-seq *declarator* = *assignment-expression*

iteration-statement:

```

while ( condition ) statement
do statement while ( expression ) ;
for ( for-init-statement conditionopt ; expressionopt ) statement

```

for-init-statement:

```

expression-statement
simple-declaration

```

jump-statement:

```

break ;
continue ;
return expressionopt ;
goto identifier ;

```

declaration-statement:

```

block-declaration

```

A.6 Declarations**[gram.dcl.dcl]***declaration-seq:*

```

declaration
declaration-seq declaration

```

declaration:

```

block-declaration
function-definition
template-declaration
explicit-instantiation
explicit-specialization
linkage-specification
namespace-definition

```

block-declaration:

```

simple-declaration
asm-definition
namespace-alias-definition
using-declaration
using-directive

```

simple-declaration:

```

decl-specifier-seqopt init-declarator-listopt ;

```

decl-specifier:

```

storage-class-specifier
type-specifier
function-specifier
friend
typedef

```

decl-specifier-seq:

```

decl-specifier-seqopt decl-specifier

```

storage-class-specifier:

```

auto
register
static
extern
mutable

```

function-specifier:

inline
virtual
explicit

typedef-name:

identifier

type-specifier:

simple-type-specifier
class-specifier
enum-specifier
elaborated-type-specifier
cv-qualifier

simple-type-specifier:

::_{opt} *nested-name-specifier*_{opt} *type-name*
char
wchar_t
bool
short
int
long
signed
unsigned
float
double
void

type-name:

class-name
enum-name
typedef-name

elaborated-type-specifier:

class-key ::_{opt} *nested-name-specifier*_{opt} *identifier*
enum ::_{opt} *nested-name-specifier*_{opt} *identifier*
typename ::_{opt} *nested-name-specifier* *identifier*
typename ::_{opt} *nested-name-specifier* *identifier* < *template-argument-list* >

enum-name:

identifier

enum-specifier:

enum *identifier*_{opt} { *enumerator-list*_{opt} }

enumerator-list:

enumerator-definition
enumerator-list , *enumerator-definition*

enumerator-definition:

enumerator
enumerator = *constant-expression*

enumerator:

identifier

namespace-name:
original-namespace-name
namespace-alias

original-namespace-name:
identifier

namespace-definition:
named-namespace-definition
unnamed-namespace-definition

named-namespace-definition:
original-namespace-definition
extension-namespace-definition

original-namespace-definition:
namespace identifier { namespace-body }

extension-namespace-definition:
namespace original-namespace-name { namespace-body }

unnamed-namespace-definition:
namespace { namespace-body }

namespace-body:
declaration-seq_{opt}

namespace-alias:
identifier

namespace-alias-definition:
namespace identifier = qualified-namespace-specifier ;

qualified-namespace-specifier:
::_{opt} nested-name-specifier_{opt} namespace-name

using-declaration:
using typename_{opt} ::_{opt} nested-name-specifier unqualified-id ;
using :: unqualified-id ;

using-directive:
using namespace ::_{opt} nested-name-specifier_{opt} namespace-name ;

asm-definition:
asm (string-literal) ;

linkage-specification:
extern string-literal { declaration-seq_{opt} }
extern string-literal declaration

A.7 Declarators**[gram.dcl.decl]**

init-declarator-list:
init-declarator
init-declarator-list , init-declarator

init-declarator:
declarator initializer_{opt}

declarator:

direct-declarator
ptr-operator declarator

direct-declarator:

declarator-id
direct-declarator (*parameter-declaration-clause*) *cv-qualifier-seq*_{opt} *exception-specification*_{opt}
direct-declarator [*constant-expression*_{opt}]
 (*declarator*)

ptr-operator:

* *cv-qualifier-seq*_{opt}
 &
 ::_{opt} *nested-name-specifier* * *cv-qualifier-seq*_{opt}

cv-qualifier-seq:

*cv-qualifier cv-qualifier-seq*_{opt}

cv-qualifier:

const
 volatile

declarator-id:

::_{opt} *id-expression*
 ::_{opt} *nested-name-specifier*_{opt} *type-name*

type-id:

*type-specifier-seq abstract-declarator*_{opt}

type-specifier-seq:

*type-specifier type-specifier-seq*_{opt}

abstract-declarator:

*ptr-operator abstract-declarator*_{opt}
direct-abstract-declarator

direct-abstract-declarator:

*direct-abstract-declarator*_{opt} (*parameter-declaration-clause*) *cv-qualifier-seq*_{opt} *exception-specification*_{opt}
*direct-abstract-declarator*_{opt} [*constant-expression*_{opt}]
 (*abstract-declarator*)

parameter-declaration-clause:

*parameter-declaration-list*_{opt} . . ._{opt}
parameter-declaration-list , . . .

parameter-declaration-list:

parameter-declaration
parameter-declaration-list , *parameter-declaration*

parameter-declaration:

decl-specifier-seq declarator
decl-specifier-seq declarator = *assignment-expression*
*decl-specifier-seq abstract-declarator*_{opt}
*decl-specifier-seq abstract-declarator*_{opt} = *assignment-expression*

function-definition:

*decl-specifier-seq*_{opt} *declarator* *ctor-initializer*_{opt} *function-body*
*decl-specifier-seq*_{opt} *declarator* *function-try-block*

function-body:

compound-statement

initializer:

= *initializer-clause*
 (*expression-list*)

initializer-clause:

assignment-expression
 { *initializer-list* , *opt* }
 { }

initializer-list:

initializer-clause
initializer-list , *initializer-clause*

A.8 Classes

[gram.class]

class-name:

identifier
template-id

class-specifier:

class-head { *member-specification*_{opt} }

class-head:

class-key *identifier*_{opt} *base-clause*_{opt}
class-key *nested-name-specifier* *identifier* *base-clause*_{opt}

class-key:

class
struct
union

member-specification:

member-declaration *member-specification*_{opt}
access-specifier : *member-specification*_{opt}

member-declaration:

*decl-specifier-seq*_{opt} *member-declarator-list*_{opt} ;
function-definition ;_{opt}
qualified-id ;
using-declaration
template-declaration

member-declarator-list:

member-declarator
member-declarator-list , *member-declarator*

member-declarator:

declarator *pure-specifier*_{opt}
declarator *constant-initializer*_{opt}
*identifier*_{opt} : *constant-expression*

pure-specifier:
= 0

constant-initializer:
= *constant-expression*

A.9 Derived classes

[gram.class.derived]

base-clause:
: *base-specifier-list*

base-specifier-list:
base-specifier
base-specifier-list , *base-specifier*

base-specifier:
::_{opt} *nested-name-specifier*_{opt} *class-name*
*virtual access-specifier*_{opt} ::_{opt} *nested-name-specifier*_{opt} *class-name*
*access-specifier virtual*_{opt} ::_{opt} *nested-name-specifier*_{opt} *class-name*

access-specifier:
private
protected
public

A.10 Special member functions

[gram.special]

conversion-function-id:
operator *conversion-type-id*

conversion-type-id:
*type-specifier-seq conversion-declarator*_{opt}

conversion-declarator:
*ptr-operator conversion-declarator*_{opt}

ctor-initializer:
: *mem-initializer-list*

mem-initializer-list:
mem-initializer
mem-initializer , *mem-initializer-list*

mem-initializer:
mem-initializer-id (*expression-list*_{opt})

mem-initializer-id:
::_{opt} *nested-name-specifier*_{opt} *class-name*
identifier

A.11 Overloading

[gram.over]

operator-function-id:
operator *operator*

operator: one of

new	delete		new[]		delete[]				
+	-	*	/	%	^	&		~	
!	=	<	>	+=	--	*=	/=	%=	
^=	&=	=	<<	>>	>>=	<<=	==	!=	
<=	>=	&&		++	--	,	->*	->	
()	[]								

A.12 Templates

[gram.temp]

template-declaration:

`exportopt template < template-parameter-list > declaration`

template-parameter-list:

`template-parameter`
`template-parameter-list , template-parameter`

template-parameter:

`type-parameter`
`parameter-declaration`

type-parameter:

`class identifieropt`
`class identifieropt = type-id`
`typename identifieropt`
`typename identifieropt = type-id`
`template < template-parameter-list > class identifieropt`
`template < template-parameter-list > class identifieropt = template-name`

template-id:

`template-name < template-argument-list >`

template-name:

`identifier`

template-argument-list:

`template-argument`
`template-argument-list , template-argument`

template-argument:

`assignment-expression`
`type-id`
`template-name`

explicit-instantiation:

`template declaration`

explicit-specialization:

`template < > declaration`

A.13 Exception handling

[gram.except]

try-block:

`try compound-statement handler-seq`

function-try-block:

`try ctor-initializeropt function-body handler-seq`

handler-seq:
*handler handler-seq*_{opt}

handler:
 catch (*exception-declaration*) *compound-statement*

exception-declaration:
type-specifier-seq declarator
type-specifier-seq abstract-declarator
type-specifier-seq
 . . .

throw-expression:
 throw *assignment-expression*_{opt}

exception-specification:
 throw (*type-id-list*_{opt})

type-id-list:
type-id
type-id-list , *type-id*

A.14 Preprocessing directives**[gram.cpp]**

preprocessing-file:
*group*_{opt}

group:
group-part
group group-part

group-part:
*pp-tokens*_{opt} *new-line*
if-section
control-line

if-section:
*if-group elif-groups*_{opt} *else-group*_{opt} *endif-line*

if-group:
 # if *constant-expression new-line group*_{opt}
 # ifdef *identifier new-line group*_{opt}
 # ifndef *identifier new-line group*_{opt}

elif-groups:
elif-group
elif-groups elif-group

elif-group:
 # elif *constant-expression new-line group*_{opt}

else-group:
 # else *new-line group*_{opt}

endif-line:
 # endif *new-line*

control-line:

```
# include pp-tokens new-line
# define identifier replacement-list new-line
# define identifier lparen identifier-listopt ) replacement-list new-line
# undef identifier new-line
# line pp-tokens new-line
# error pp-tokensopt new-line
# pragma pp-tokensopt new-line
# new-line
```

lparen:

the left-parenthesis character without preceding white-space

replacement-list:

pp-tokens_{opt}

pp-tokens:

preprocessing-token
pp-tokens preprocessing-token

new-line:

the new-line character

Annex B (informative)

Implementation quantities

[limits]

- 1 Because computers are finite, C++ implementations are inevitably limited in the size of the programs they can successfully process. Every implementation shall document those limitations where known. This documentation may cite fixed limits where they exist, say how to compute variable limits as a function of available resources, or say that fixed limits do not exist or are unknown.
- 2 The limits may constrain quantities that include those described below or others. The bracketed number following each quantity is recommended as the minimum for that quantity. However, these quantities are only guidelines and do not determine compliance.
 - Nesting levels of compound statements, iteration control structures, and selection control structures [256].
 - Nesting levels of conditional inclusion [256].
 - Pointer, array, and function declarators (in any combination) modifying an arithmetic, structure, union, or incomplete type in a declaration [256].
 - Nesting levels of parenthesized expressions within a full expression [256].
 - Number of initial characters in an internal identifier or macro name [1 024].
 - Number of initial characters in an external identifier [1 024].
 - External identifiers in one translation unit [65 536].
 - Identifiers with block scope declared in one block [1 024].
 - Macro identifiers simultaneously defined in one translation unit [65 536].
 - Parameters in one function definition [256].
 - Arguments in one function call [256].
 - Parameters in one macro definition [256].
 - Arguments in one macro invocation [256].
 - Characters in one logical source line [65 536].
 - Characters in a character string literal or wide string literal (after concatenation) [65 536].
 - Size of an object [262 144].
 - Nesting levels for `#include` files [256].
 - Case labels for a `switch` statement (excluding those for any nested `switch` statements) [16 384].
 - Data members in a single class, structure, or union [16 384].
 - Enumeration constants in a single enumeration [4 096].
 - Levels of nested class, structure, or union definitions in a single *struct-declaration-list* [256].
 - Functions registered by `atexit()` [32].

- Direct and indirect base classes [16 384].
- Direct base classes for a single class [1 024].
- Members declared in a single class [4 096].
- Final overriding virtual functions in a class, accessible or not [16 384].
- Direct and indirect virtual bases of a class [1 024].
- Static members of a class [1 024].
- Friend declarations in a class [4 096].
- Access control declarations in a class [4 096].
- Member initializers in a constructor definition [6 144].
- Scope qualifications of one identifier [256].
- Nested external specifications [1 024].
- Template arguments in a template declaration [1 024].
- Recursively nested template instantiations [17].
- Handlers per `try` block [256].
- Throw specifications on a single function declaration [256].

Annex C (informative)

Compatibility

[diff]

1 This Annex summarizes the evolution of C++ since the first edition of *The C++ Programming Language* and explains in detail the differences between C++ and C. Because the C language as described by this International Standard differs from the dialects of Classic C used up till now, we discuss the differences between C++ and ISO C as well as the differences between C++ and Classic C.

2 C++ is based on C (K&R78) and adopts most of the changes specified by the ISO C standard. Converting programs among C++, K&R C, and ISO C may be subject to vicissitudes of expression evaluation. All differences between C++ and ISO C can be diagnosed by an implementation. With the exceptions listed in this Annex, programs that are both C++ and ISO C have the same meaning in both languages.

C.1 Extensions

[diff.c]

1 This subclause summarizes the major extensions to C provided by C++.

C.1.1 C++ features available in 1985

[diff.early]

1 This subclause summarizes the extensions to C provided by C++ in the 1985 version of its manual:

2 The types of function parameters can be specified (8.3.5) and will be checked (5.2.2). Type conversions will be performed (5.2.2). This is also in ISO C.

3 Single-precision floating point arithmetic may be used for `float` expressions; 3.9.1 and 4.8. This is also in ISO C.

4 Function names can be overloaded; 13.

5 Operators can be overloaded; 13.5.

6 Functions can be inline substituted; 7.1.2.

7 Data objects can be `const`; 7.1.5. This is also in ISO C.

8 Objects of reference type can be declared; 8.3.2 and 8.5.3.

9 A free store is provided by the `new` and `delete` operators; 5.3.4, 5.3.5.

10 Classes can provide data hiding (11), guaranteed initialization (12.1), user-defined conversions (12.3), and dynamic typing through use of virtual functions (10.3).

11 The name of a class or enumeration is a type name; 9.

12 A pointer to any non-`const` and non-`volatile` object type can be assigned to a `void*`; 4.10. This is also in ISO C.

13 A pointer to function can be assigned to a `void*`; 4.10.

14 A declaration within a block is a statement; 6.7.

15 Anonymous unions can be declared; 9.5.

C.1.2 C++ features added since 1985**[diff.c++]**

- 1 This subclause summarizes the major extensions of C++ since the 1985 version of this manual:
- 2 A class can have more than one direct base class (multiple inheritance); 10.1.
- 3 Class members can be `protected`; 11 .
- 4 Pointers to class members can be declared and used; 8.3.3, 5.5.
- 5 Operators `new` and `delete` can be overloaded and declared for a class; 5.3.4, 5.3.5, 12.5. This allows the “assignment to `this`” technique for class specific storage management to be removed to the anachronism subclause; C.3.3.
- 6 Objects can be explicitly destroyed; 12.4.
- 7 Assignment and initialization are defined as memberwise assignment and initialization; 12.8.
- 8 The `overload` keyword was made redundant and moved to the anachronism subclause; C.3.
- 9 General expressions are allowed as initializers for static objects; 8.5.
- 10 Data objects can be `volatile`; 7.1.5. Also in ISO C.
- 11 Initializers are allowed for `static` class members; 9.4.
- 12 Member functions can be `static`; 9.4.
- 13 Member functions can be `const` and `volatile`; 9.3.2.
- 14 Linkage to non-C++ program fragments can be explicitly declared; 7.5.
- 15 Operators `->`, `->*`, and `,` can be overloaded; 13.5.
- 16 Classes can be abstract; 10.4.
- 17 Prefix and postfix application of `++` and `--` on a user-defined type can be distinguished.
- 18 Templates; 14.
- 19 Exception handling; 15.
- 20 The `bool` type (3.9.1).

C.2 C++ and ISO C**[diff.iso]**

- 1 The subclauses of this subclause list the differences between C++ and ISO C, by the chapters of this document.

C.2.1 Clause 2: lexical conventions**[diff.lex]****Subclause 2.3**

- 1 **Change:** C++ style comments (`/**`) are added
A pair of slashes now introduce a one-line comment.
Rationale: This style of comments is a useful addition to the language.
Effect on original feature: Change to semantics of well-defined feature. A valid ISO C expression containing a division operator followed immediately by a C-style comment will now be treated as a C++ style comment. For example:

```

{
    int a = 4;
    int b = 8 /** divide by a*/ a;
    +a;
}

```

Difficulty of converting: Syntactic transformation. Just add white space after the division operator.

How widely used: The token sequence `/**` probably occurs very seldom.

Subclause 2.11

2 **Change:** New Keywords

New keywords are added to C++; see 2.11.

Rationale: These keywords were added in order to implement the new semantics of C++.

Effect on original feature: Change to semantics of well-defined feature. Any ISO C programs that used any of these keywords as identifiers are not valid C++ programs.

Difficulty of converting: Syntactic transformation. Converting one specific program is easy. Converting a large collection of related programs takes more work.

How widely used: Common.

Subclause 2.13.2

3 **Change:** Type of character literal is changed from `int` to `char`

Rationale: This is needed for improved overloaded function argument type matching. For example:

```
int function( int i );
int function( char c );

function( 'x' );
```

It is preferable that this call match the second version of function rather than the first.

Effect on original feature: Change to semantics of well-defined feature. ISO C programs which depend on

```
sizeof( 'x' ) == sizeof( int )
```

will not work the same as C++ programs.

Difficulty of converting: Simple.

How widely used: Programs which depend upon `sizeof('x')` are probably rare.

Subclause `_lex.string`:

4 **Change:** String literals made `const`

The type of a string literal is changed from "array of `char`" to "array of `const char`." The type of a wide string literal is changed from "array of `wchar_t`" to "array of `const wchar_t`."

Rationale: This avoids calling an inappropriate overloaded function, which might expect to be able to modify its argument.

Effect on original feature: Change to semantics of well-defined feature.

Difficulty of converting: Simple syntactic transformation, because string literals can be converted to `char*`; (4.2). The most common cases are handled by a new but deprecated standard conversion:

```
char* p = "abc"; // valid in C, deprecated in C++
char* q = expr ? "abc" : "de"; // valid in C, invalid in C++
```

How widely used: Programs that have a legitimate reason to treat string literals as pointers to potentially modifiable memory are probably rare.

C.2.2 Clause 3: basic concepts

[diff.basic]

Subclause 3.1

- 1 **Change:** C++ does not have “tentative definitions” as in C
E.g., at file scope,

```
int i;
int i;
```

is valid in C, invalid in C++. This makes it impossible to define mutually referential file-local static objects, if initializers are restricted to the syntactic forms of C. For example,

```
struct X { int i; struct X *next; };

static struct X a;
static struct X b = { 0, &a };
static struct X a = { 1, &b };
```

Rationale: This avoids having different initialization rules for built-in types and user-defined types.

Effect on original feature: Deletion of semantically well-defined feature.

Difficulty of converting: Semantic transformation. In C++, the initializer for one of a set of mutually-referential file-local static objects must invoke a function call to achieve the initialization.

How widely used: Seldom.

Subclause 3.3

- 2 **Change:** A `struct` is a scope in C++, not in C

Rationale: Class scope is crucial to C++, and a `struct` is a class.

Effect on original feature: Change to semantics of well-defined feature.

Difficulty of converting: Semantic transformation.

How widely used: C programs use `struct` extremely frequently, but the change is only noticeable when `struct`, enumeration, or enumerator names are referred to outside the `struct`. The latter is probably rare.

Subclause 3.5 [also 7.1.5]

- 3 **Change:** A name of file scope that is explicitly declared `const`, and not explicitly declared `extern`, has internal linkage, while in C it would have external linkage

Rationale: Because `const` objects can be used as compile-time values in C++, this feature urges programmers to provide explicit initializer values for each `const`. This feature allows the user to put `const` objects in header files that are included in many compilation units.

Effect on original feature: Change to semantics of well-defined feature.

Difficulty of converting: Semantic transformation

How widely used: Seldom

Subclause 3.6

- 4 **Change:** `main` cannot be called recursively and cannot have its address taken

Rationale: The `main` function may require special actions.

Effect on original feature: Deletion of semantically well-defined feature

Difficulty of converting: Trivial: create an intermediary function such as `mymain(argc, argv)`.

How widely used: Seldom

Subclause 3.9

- 5 **Change:** C allows “compatible types” in several places, C++ does not

For example, otherwise-identical `struct` types with different tag names are “compatible” in C but are distinctly different types in C++.

Rationale: Stricter type checking is essential for C++.

Effect on original feature: Deletion of semantically well-defined feature.

Difficulty of converting: Semantic transformation. The “typesafe linkage” mechanism will find many, but not all, of such problems. Those problems not found by typesafe linkage will continue to function properly, according to the “layout compatibility rules” of this International Standard.

How widely used: Common.

Subclause 4.10

- 6 **Change:** Converting `void*` to a pointer-to-object type requires casting

```
char a[10];
void *b=a;
void foo() {
char *c=b;
}
```

ISO C will accept this usage of pointer to void being assigned to a pointer to object type. C++ will not.

Rationale: C++ tries harder than C to enforce compile-time type safety.

Effect on original feature: Deletion of semantically well-defined feature.

Difficulty of converting: Could be automated. Violations will be diagnosed by the C++ translator. The fix is to add a `cast`. For example:

```
char *c = (char *) b;
```

How widely used: This is fairly widely used but it is good programming practice to add the cast when assigning pointer-to-void to pointer-to-object. Some ISO C translators will give a warning if the cast is not used.

Subclause 4.10

- 7 **Change:** Only pointers to non-const and non-volatile objects may be implicitly converted to `void*`

Rationale: This improves type safety.

Effect on original feature: Deletion of semantically well-defined feature.

Difficulty of converting: Could be automated. A C program containing such an implicit conversion from (e.g.) pointer-to-const-object to `void*` will receive a diagnostic message. The correction is to add an explicit cast.

How widely used: Seldom.

C.2.3 Clause 5: expressions

[diff.expr]

Subclause 5.2.2

- 1 **Change:** Implicit declaration of functions is not allowed

Rationale: The type-safe nature of C++.

Effect on original feature: Deletion of semantically well-defined feature. Note: the original feature was labeled as “obsolescent” in ISO C.

Difficulty of converting: Syntactic transformation. Facilities for producing explicit function declarations are fairly widespread commercially.

How widely used: Common.

Subclause 5.3.3, 5.4

- 2 **Change:** Types must be declared in declarations, not in expressions
In C, a sizeof expression or cast expression may create a new type. For example,

```
p = (void*)(struct x {int i;} *)0;
```

declares a new type, struct x .

Rationale: This prohibition helps to clarify the location of declarations in the source code.

Effect on original feature: Deletion of a semantically well-defined feature.

Difficulty of converting: Syntactic transformation.

How widely used: Seldom.

C.2.4 Clause 6: statements

[diff.stat]

Subclause 6.4.2, 6.6.4 (switch and goto statements)

- 1 **Change:** It is now invalid to jump past a declaration with explicit or implicit initializer (except across entire block not entered)
Rationale: Constructors used in initializers may allocate resources which need to be de-allocated upon leaving the block. Allowing jump past initializers would require complicated run-time determination of allocation. Furthermore, any use of the uninitialized object could be a disaster. With this simple compile-time rule, C++ assures that if an initialized variable is in scope, then it has assuredly been initialized.
Effect on original feature: Deletion of semantically well-defined feature.
Difficulty of converting: Semantic transformation.
How widely used: Seldom.

Subclause 6.6.3

- 2 **Change:** It is now invalid to return (explicitly or implicitly) from a function which is declared to return a value without actually returning a value
Rationale: The caller and callee may assume fairly elaborate return-value mechanisms for the return of class objects. If some flow paths execute a return without specifying any value, the implementation must embody many more complications. Besides, promising to return a value of a given type, and then not returning such a value, has always been recognized to be a questionable practice, tolerated only because very-old C had no distinction between void functions and int functions.
Effect on original feature: Deletion of semantically well-defined feature.
Difficulty of converting: Semantic transformation. Add an appropriate return value to the source code, e.g. zero.
How widely used: Seldom. For several years, many existing C implementations have produced warnings in this case.

C.2.5 Clause 7: declarations

[diff.dcl]

Subclause 7.1.1

- 1 **Change:** In C++, the `static` or `extern` specifiers can only be applied to names of objects or functions
Using these specifiers with type declarations is illegal in C++. In C, these specifiers are ignored when used on type declarations. Example:

```
static struct S {          // valid C, invalid in C++
int i;
// ...
};
```

Rationale: Storage class specifiers don't have any meaning when associated with a type. In C++, class members can be defined with the `static` storage class specifier. Allowing storage class specifiers on type declarations could render the code confusing for users.

Effect on original feature: Deletion of semantically well-defined feature.

Difficulty of converting: Syntactic transformation.

How widely used: Seldom.

Subclause 7.1.3

- 2 **Change:** A C++ typedef name must be different from any class type name declared in the same scope (except if the typedef is a synonym of the class name with the same name). In C, a typedef name and a struct tag name declared in the same scope can have the same name (because they have different name spaces)

Example:

```
typedef struct name1 { /*...*/ } name1; // valid C and C++
struct name { /*...*/ };
typedef int name; // valid C, invalid C++
```

Rationale: For ease of use, C++ doesn't require that a type name be prefixed with the keywords `class`, `struct` or `union` when used in object declarations or type casts. Example:

```
class name { /*...*/ };
name i; // i has type 'class name'
```

Effect on original feature: Deletion of semantically well-defined feature.

Difficulty of converting: Semantic transformation. One of the 2 types has to be renamed.

How widely used: Seldom.

Subclause 7.1.5 [see also 3.5]

- 3 **Change:** `const` objects must be initialized in C++ but can be left uninitialized in C
Rationale: A `const` object cannot be assigned to so it must be initialized to hold a useful value.
Effect on original feature: Deletion of semantically well-defined feature.
Difficulty of converting: Semantic transformation.
How widely used: Seldom.

Subclause 7.1.5 (type specifiers)

- 4 **Change:** Banning implicit int
 In C++ a *decl-specifier-seq* must contain a *type-specifier*. In the following example, the left-hand column presents valid C; the right-hand column presents equivalent C++:

```
void f(const parm);          void f(const int parm);
const n = 3;                const int n = 3;
main()                      int main()
/* ... */                  /* ... */
```

Rationale: In C++, implicit int creates several opportunities for ambiguity between expressions involving function-like casts and declarations. Explicit declaration is increasingly considered to be proper style. Liaison with WG14 (C) indicated support for (at least) deprecating implicit int in the next revision of C.

Effect on original feature: Deletion of semantically well-defined feature.

Difficulty of converting: Syntactic transformation. Could be automated.

How widely used: Common.

Subclause 7.2

- 5 **Change:** C++ objects of enumeration type can only be assigned values of the same enumeration type. In C, objects of enumeration type can be assigned values of any integral type
 Example:

```
enum color { red, blue, green };
color c = 1; // valid C, invalid C++
```

Rationale: The type-safe nature of C++.

Effect on original feature: Deletion of semantically well-defined feature.

Difficulty of converting: Syntactic transformation. (The type error produced by the assignment can be automatically corrected by applying an explicit cast.)

How widely used: Common.

Subclause 7.2

- 6 **Change:** In C++, the type of an enumerator is its enumeration. In C, the type of an enumerator is `int`.

Example:

```
enum e { A };
sizeof(A) == sizeof(int) // in C
sizeof(A) == sizeof(e) // in C++
/* and sizeof(int) is not necessary equal to sizeof(e) */
```

Rationale: In C++, an enumeration is a distinct type.

Effect on original feature: Change to semantics of well-defined feature.

Difficulty of converting: Semantic transformation.

How widely used: Seldom. The only time this affects existing C code is when the size of an enumerator is taken. Taking the size of an enumerator is not a common C coding practice.

C.2.6 Clause 8: declarators

[diff.decl]

Subclause 8.3.5

- 1 **Change:** In C++, a function declared with an empty parameter list takes no arguments. In C, an empty parameter list means that the number and type of the function arguments are unknown" Example:

```
int f(); // means int f(void) in C++
// int f(unknown) in C
```

Rationale: This is to avoid erroneous function calls (i.e. function calls with the wrong number or type of arguments).

Effect on original feature: Change to semantics of well-defined feature. This feature was marked as "obsolescent" in C.

Difficulty of converting: Syntactic transformation. The function declarations using C incomplete declaration style must be completed to become full prototype declarations. A program may need to be updated further if different calls to the same (non-prototype) function have different numbers of arguments or if the type of corresponding arguments differed.

How widely used: Common.

Subclause 8.3.5 [see 5.3.3]

- 2 **Change:** In C++, types may not be defined in return or parameter types. In C, these type definitions are allowed Example:

```
void f( struct S { int a; } arg ) {} // valid C, invalid C++
enum E { A, B, C } f() {} // valid C, invalid C++
```

Rationale: When comparing types in different compilation units, C++ relies on name equivalence when C relies on structural equivalence. Regarding parameter types: since the type defined in an parameter list

would be in the scope of the function, the only legal calls in C++ would be from within the function itself.

Effect on original feature: Deletion of semantically well-defined feature.

Difficulty of converting: Semantic transformation. The type definitions must be moved to file scope, or in header files.

How widely used: Seldom. This style of type definitions is seen as poor coding style.

Subclause 8.4

- 3 **Change:** In C++, the syntax for function definition excludes the “old-style” C function. In C, “old-style” syntax is allowed, but deprecated as “obsolescent.”

Rationale: Prototypes are essential to type safety.

Effect on original feature: Deletion of semantically well-defined feature.

Difficulty of converting: Syntactic transformation.

How widely used: Common in old programs, but already known to be obsolescent.

Subclause 8.5.2

- 4 **Change:** In C++, when initializing an array of character with a string, the number of characters in the string (including the terminating ‘\0’) must not exceed the number of elements in the array. In C, an array can be initialized with a string even if the array is not large enough to contain the string terminating ‘\0’

Example:

```
char array[4] = "abcd";    // valid C, invalid C++
```

Rationale: When these non-terminated arrays are manipulated by standard string routines, there is potential for major catastrophe.

Effect on original feature: Deletion of semantically well-defined feature.

Difficulty of converting: Semantic transformation. The arrays must be declared one element bigger to contain the string terminating ‘\0’.

How widely used: Seldom. This style of array initialization is seen as poor coding style.

C.2.7 Clause 9: classes

[diff.class]

Subclause 9.1 [see also 7.1.3]

- 1 **Change:** In C++, a class declaration introduces the class name into the scope where it is declared and hides any object, function or other declaration of that name in an enclosing scope. In C, an inner scope declaration of a struct tag name never hides the name of an object or function in an outer scope

Example:

```
int x[99];
void f()
{
    struct x { int a; };
    sizeof(x); /* size of the array in C    */
              /* size of the struct in C++ */
}
```

Rationale: This is one of the few incompatibilities between C and C++ that can be attributed to the new C++ name space definition where a name can be declared as a type and as a nontype in a single scope causing the nontype name to hide the type name and requiring that the keywords `class`, `struct`, `union` or `enum` be used to refer to the type name. This new name space definition provides important notational conveniences to C++ programmers and helps making the use of the user-defined types as similar as possible to the use of built-in types. The advantages of the new name space definition were judged to outweigh by far the incompatibility with C described above.

Effect on original feature: Change to semantics of well-defined feature.

Difficulty of converting: Semantic transformation. If the hidden name that needs to be accessed is at global scope, the `::` C++ operator can be used. If the hidden name is at block scope, either the type or the struct tag has to be renamed.

How widely used: Seldom.

Subclause 9.7

- 2 **Change:** In C++, the name of a nested class is local to its enclosing class. In C the name of the nested class belongs to the same scope as the name of the outermost enclosing class

Example:

```
struct X {
    struct Y { /* ... */ } y;
};
struct Y yy;    // valid C, invalid C++
```

Rationale: C++ classes have member functions which require that classes establish scopes. The C rule would leave classes as an incomplete scope mechanism which would prevent C++ programmers from maintaining locality within a class. A coherent set of scope rules for C++ based on the C rule would be very complicated and C++ programmers would be unable to predict reliably the meanings of nontrivial examples involving nested or local functions.

Effect on original feature: Change of semantics of well-defined feature.

Difficulty of converting: Semantic transformation. To make the struct type name visible in the scope of the enclosing struct, the struct tag could be declared in the scope of the enclosing struct, before the enclosing struct is defined. Example:

```
struct Y; // struct Y and struct X are at the same scope
struct X {
    struct Y { /* ... */ } y;
};
```

All the definitions of C struct types enclosed in other struct definitions and accessed outside the scope of the enclosing struct could be exported to the scope of the enclosing struct. Note: this is a consequence of the difference in scope rules, which is documented at subclause 3.3 above.

How widely used: Seldom.

Subclause 9.9

- 3 **Change:** In C++, a typedef name may not be redefined in a class declaration after being used in the declaration

Example:

```
typedef int I;
struct S {
    I i;
    int I;    // valid C, invalid C++
};
```

Rationale: When classes become complicated, allowing such a redefinition after the type has been used can create confusion for C++ programmers as to what the meaning of 'I' really is.

Effect on original feature: Deletion of semantically well-defined feature.

Difficulty of converting: Semantic transformation. Either the type or the struct member has to be renamed.

How widely used: Seldom.

Clause 12: special member functions

C.2.8 Clause 12: special member functions

[diff.special]

Subclause 12.8 (copying class objects)

1 **Change:** Copying volatile objects

The implicitly-declared copy constructor and implicitly-declared copy assignment operator cannot make a copy of a volatile lvalue. For example, the following is valid in ISO C:

```
struct X { int i; };
struct X x1, x2;
volatile struct X x3 = {0};
x1 = x3; // invalid C++
x2 = x3; // also invalid C++
```

Rationale: Several alternatives were debated at length. Changing the parameter to `volatile const X&` would greatly complicate the generation of efficient code for class objects. Discussion of providing two alternative signatures for these implicitly-defined operations raised unanswered concerns about creating ambiguities and complicating the rules that specify the formation of these operators according to the bases and members.

Effect on original feature: Deletion of semantically well-defined feature.

Difficulty of converting: Semantic transformation. If volatile semantics are required for the copy, a user-declared constructor or assignment must be provided. If non-volatile semantics are required, an explicit `const_cast` can be used.

How widely used: Seldom.

C.2.9 Clause 16: preprocessing directives

[diff.cpp]

Subclause 16.8 (predefined names)

1 **Change:** Whether `__STDC__` is defined and if so, what its value is, are implementation-defined

Rationale: C++ is not identical to ISO C. Mandating that `__STDC__` be defined would require that translators make an incorrect claim. Each implementation must choose the behavior that will be most useful to its marketplace.

Effect on original feature: Change to semantics of well-defined feature.

Difficulty of converting: Semantic transformation.

How widely used: Programs and headers that reference `__STDC__` are quite common.

C.3 Anachronisms

[diff.anac]

1 The extensions presented here may be provided by an implementation to ease the use of C programs as C++ programs or to provide continuity from earlier C++ implementations. Note that each of these features has undesirable aspects. An implementation providing them should also provide a way for the user to ensure that they do not occur in a source file. A C++ implementation is not obliged to provide these features.

2 The word `overload` may be used as a *decl-specifier* (7) in a function declaration or a function definition. When used as a *decl-specifier*, `overload` is a reserved word and cannot also be used as an identifier.

3 The definition of a static data member of a class for which initialization by default to all zeros applies (8.5, 9.4) may be omitted.

4 An old style (that is, pre-ISO C) C preprocessor may be used.

5 An `int` may be assigned to an object of enumeration type.

6 The number of elements in an array may be specified when deleting an array of a type for which there is no destructor; 5.3.5.

- 7 A single function operator++() may be used to overload both prefix and postfix ++ and a single function operator--() may be used to overload both prefix and postfix --; 13.5.6.

C.3.1 Old style function definitions

[diff.fct.def]

- 1 The C function definition syntax

```

old-function-definition:
    decl-specifiersopt old-function-declarator declaration-seqopt function-body

old-function-declarator:
    declarator ( parameter-listopt )

parameter-list:
    identifier
    parameter-list , identifier

```

For example,

```
max(a,b) int b; { return (a<b) ? b : a; }
```

may be used. If a function defined like this has not been previously declared its parameter type will be taken to be (...), that is, unchecked. If it has been declared its type must agree with that of the declaration.

- 2 Class member functions may not be defined with this syntax.

C.3.2 Old style base class initializer

[diff.base.init]

- 1 In a *mem-initializer*(12.6.2), the *class-name* naming a base class may be left out provided there is exactly one immediate base class. For example,

```

class B {
    // ...
public:
    B (int);
};

class D : public B {
    // ...
    D(int i) : (i) { /* ... */ }
};

```

causes the B constructor to be called with the argument i.

C.3.3 Assignment to this

[diff.this]

- 1 Memory management for objects of a specific class can be controlled by the user by suitable assignments to the *this* pointer. By assigning to the *this* pointer before any use of a member, a constructor can implement its own storage allocation. By assigning the null pointer to *this*, a destructor can avoid the standard deallocation operation for objects of its class. Assigning the null pointer to *this* in a destructor also suppressed the implicit calls of destructors for bases and members. For example,

```

class Z {
    int z[10];
    Z() { this = my_allocator( sizeof(Z) ); }
    ~Z() { my_deallocator( this ); this = 0; }
};

```

- 2 On entry into a constructor, *this* is nonnull if allocation has already taken place (as it will have for *auto*, *static*, and member objects) and null otherwise.

- 3 Calls to constructors for a base class and for member objects will take place (only) after an assignment to `this`. If a base class's constructor assigns to `this`, the new value will also be used by the derived class's constructor (if any).
- 4 Note that if this anachronism exists either the type of the `this` pointer cannot be a `*const` or the enforcement of the rules for assignment to a constant pointer must be subverted for the `this` pointer.

C.3.4 Cast of bound pointer**[diff.bound]**

- 1 A pointer to member function for a particular object may be cast into a pointer to function, for example, `(int(*)())p->f`. The result is a pointer to the function that would have been called using that member function for that particular object. Any use of the resulting pointer is – as ever – undefined.

C.3.5 Nonnested classes**[diff.class.nonnested]**

- 1 Where a class is declared within another class and no other class of that name is declared in the program that class can be used as if it was declared outside its enclosing class (exactly as a C `struct`). For example,

```

struct S {
    struct T {
        int a;
    };
    int b;
};

struct T x;    // meaning 'S::T x;'

```

C.4 Standard C library**[diff.library]**

- 1 This subclause summarizes the contents of the C++ Standard library included from the Standard C library. It also summarizes the explicit changes in definitions, declarations, or behavior from the ISO/IEC 9899:1990 and ISO/IEC 9899:1990/DAM 1 noted in other subclauses (17.3.1.2, 18.1, 21.4).
- 2 The C++ Standard library provides 54 standard macros from the C library, as shown in Table 96.
- 3 The header names (enclosed in `<` and `>`) indicate that the macro may be defined in more than one header. All such definitions are equivalent (3.2).

Table 96—Standard Macros

<code>assert</code>	<code>HUGE_VAL</code>	<code>NULL <cstring></code>	<code>SIGILL</code>	<code>va_arg</code>
<code>BUFSIZ</code>	<code>LC_ALL</code>	<code>NULL <ctime></code>	<code>SIGINT</code>	<code>va_end</code>
<code>CLOCKS_PER_SEC</code>	<code>LC_COLLATE</code>	<code>NULL <wchar></code>	<code>SIGSEGV</code>	<code>va_start</code>
<code>EDOM</code>	<code>LC_CTYPE</code>	<code>offsetof</code>	<code>SIGTERM</code>	<code>WCHAR_MAX</code>
<code>EOF</code>	<code>LC_MONETARY</code>	<code>RAND_MAX</code>	<code>SIG_DFL</code>	<code>WCHAR_MIN</code>
<code>ERANGE</code>	<code>LC_NUMERIC</code>	<code>SEEK_CUR</code>	<code>SIG_ERR</code>	<code>WEOF <wchar></code>
<code>errno</code>	<code>LC_TIME</code>	<code>SEEK_END</code>	<code>SIG_IGN</code>	<code>WEOF <wctype></code>
<code>EXIT_FAILURE</code>	<code>L_tmpnam</code>	<code>SEEK_SET</code>	<code>stderr</code>	<code>_IOFBF</code>
<code>EXIT_SUCCESS</code>	<code>MB_CUR_MAX</code>	<code>setjmp</code>	<code>stdin</code>	<code>_IOLBF</code>
<code>FILENAME_MAX</code>	<code>NULL <cstddef></code>	<code>SIGABRT</code>	<code>stdout</code>	<code>_IONBF</code>
<code>FOPEN_MAX</code>	<code>NULL <stdio></code>	<code>SIGFPE</code>	<code>TMP_MAX</code>	

- 4 The C++ Standard library provides 45 standard values from the C library, as shown in Table 97:

Table 97—Standard Values

CHAR_BIT	FLT_DIG	INT_MIN	MB_LEN_MAX
CHAR_MAX	FLT_EPSILON	LDBL_DIG	SCHAR_MAX
CHAR_MIN	FLT_MANT_DIG	LDBL_EPSILON	SCHAR_MIN
DBL_DIG	FLT_MAX	LDBL_MANT_DIG	SHRT_MAX
DBL_EPSILON	FLT_MAX_10_EXP	LDBL_MAX	SHRT_MIN
DBL_MANT_DIG	FLT_MAX_EXP	LDBL_MAX_10_EXP	UCHAR_MAX
DBL_MAX	FLT_MIN	LDBL_MAX_EXP	UINT_MAX
DBL_MAX_10_EXP	FLT_MIN_10_EXP	LDBL_MIN	ULONG_MAX
DBL_MAX_EXP	FLT_MIN_EXP	LDBL_MIN_10_EXP	USHRT_MAX
DBL_MIN	FLT_RADIX	LDBL_MIN_EXP	
DBL_MIN_10_EXP	FLT_ROUNDS	LONG_MAX	
DBL_MIN_EXP	INT_MAX	LONG_MIN	

- 5 The C++ Standard library provides 19 standard types from the C library, as shown in Table 98:

Table 98—Standard Types

clock_t	ldiv_t	size_t <stdio>	wctrans_t
div_t	mbstate_t	size_t <string>	wctype_t
FILE	ptrdiff_t	size_t <time>	wint_t <wchar>
fpos_t	sig_atomic_t	time_t	wint_t <wctype>
jmp_buf	size_t <stddef>	va_list	

- 6 The C++ Standard library provides 2 standard structures from the C library, as shown in Table 99:

Table 99—Standard Structs

lconv	tm
-------	----

- 7 The C++ Standard library provides 209 standard functions from the C library, as shown in Table 100:

Table 100—Standard Functions

abort	fgetpos	gmtime	log10	rename	strtok	wcscpy
abs	fgets	isalnum	longjmp	rewind	strtol	wscspn
acos	fgetwc	isalpha	malloc	scanf	strtoul	wcsftime
asctime	fgetws	iscntrl	mblen	setbuf	strxfrm	wcslen
asin	floor	isdigit	mbrlen	setlocale	swprintf	wcsncat
atan	fmod	isgraph	mbrtowc	setvbuf	swscanf	wcsncmp
atan2	fopen	islower	mbsinit	signal	system	wcsncpy
atexit	fprintf	isprint	mbsrtowcs	sin	tan	wcspbrk
atof	fputc	ispunct	mbstowcs	sinh	tanh	wcsrchr
atoi	fputs	isspace	mbtowc	sprintf	time	wcsrtombs
atol	fputwc	isupper	memchr	sqrt	tmpfile	wcsspn
bsearch	fputws	iswalnum	memcmp	srand	tmpnam	wcsstr
btowc	fread	iswalpha	memcpy	sscanf	tolower	wcstod
calloc	free	iswcntrl	memmove	strcat	toupper	wcstok
ceil	freopen	iswctype	memset	strchr	towctrans	wcstol
clearerr	frexp	iswdigit	mktime	strcmp	tolower	wcstombs
clock	fscanf	iswgraph	modf	strcoll	toupper	wcstoul
cos	fseek	iswlower	perror	strcpy	ungetc	wcsxfrm
cosh	fsetpos	iswprint	pow	strcspn	ungetwc	wctob
ctime	ftell	iswpunct	printf	strerror	vfprintf	wctomb
difftime	fwide	iswspace	putc	strftime	vfwprintf	wctrans
div	fwprintf	iswupper	putchar	strlen	vprintf	wctype
exit	fwrite	iswxdigit	puts	strncat	vsprintf	wmemchr
exp	fwscanf	isxdigit	putwc	strncmp	vswprintf	wmemcmp
fabs	getc	labs	putwchar	strncpy	vwprintf	wmemcpy
fclose	getchar	ldexp	qsort	strpbrk	wcrtomb	wmemmove
feof	getenv	ldiv	raise	strrchr	wcscat	wmemset
ferror	gets	localeconv	rand	strspn	wcschr	wprintf
fflush	getwc	localtime	realloc	strstr	wcscmp	wscanf
fgetc	getwchar	log	remove	strtod	wscoll	

C.4.1 Modifications to headers

[diff.mods.to.headers]

- 1 For compatibility with the Standard C library, the C++ Standard library provides the 18 *C headers* (D.5), but their use is deprecated in C++.

C.4.2 Modifications to definitions

[diff.mods.to.definitions]

C.4.2.1 Type `wchar_t`

[diff.wchar.t]

- 1 `wchar_t` is a keyword in this International Standard (2.11). It does not appear as a type name defined in any of `<cstdlib>`, `<cstdlib>`, or `<cwchar>` (21.4).

C.4.2.2 Header `<iso646.h>`

[diff.header.iso646.h]

- 1 The tokens `and`, `and_eq`, `bitand`, `bitor`, `compl`, `not_eq`, `not`, `or`, `or_eq`, `xor`, and `xor_eq` are keywords in this International Standard (2.11). They do not appear as macro names defined in `<iso646>`.

C.4.2.3 Macro NULL**[diff.null]**

- 1 The macro NULL, defined in any of <locale>, <stddef>, <stdio>, <stdlib>, <string>, <time>, or <wchar>, is an implementation-defined C++ null-pointer constant in this International Standard (18.1).

C.4.3 Modifications to declarations**[diff.mods.to.declarations]**

- 1 Header <string>: The following functions have different declarations:

- strchr
- strpbrk
- strrchr
- strstr
- memchr

- 2 Subclause (21.4) describes the changes.

C.4.4 Modifications to behavior**[diff.mods.to.behavior]**

- 1 Header <stdlib>: The following functions have different behavior:

- atexit
- exit

Subclause (18.3) describes the changes.

- 2 Header <setjmp>: The following functions have different behavior:

- longjmp

Subclause (18.7) describes the changes.

C.4.4.1 Macro `offsetof`(*type*, *member-designator*)**[diff.offsetof]**

- 1 The macro `offsetof`, defined in <stddef>, accepts a restricted set of *type* arguments in this International Standard. Subclause (18.1) describes the change.

C.4.4.2 Memory allocation functions**[diff.malloc]**

- 1 The functions `calloc`, `malloc`, and `realloc` are restricted in this International Standard. Subclause (20.4.6) describes the changes.

Annex D (normative)

Compatibility features

[depr]

1 This Clause describes features of the C++ Standard that are specified for compatibility with existing implementations.

2 These are deprecated features, where *deprecated* is defined as: Normative for the current edition of the Standard, but not guaranteed to be part of the Standard in future revisions.

D.1 Postfix increment operator [depr.post.incr]

1 The use of an operand of type `bool` with the postfix `++` operator is deprecated (see 5.2.6).

D.2 `static` keyword [depr.static]

1 The use of the `static` keyword is deprecated when declaring objects in namespace scope (see 3.3.5).

D.3 Access declarations [depr.access.dcl]

1 Access declarations are deprecated (see 11.3).

D.4 Implicit conversion from `const` strings [depr.string]

1 The implicit conversion from `const` to non-`const` qualification for string literals (`_ptr.array_`) is deprecated.

D.5 Standard C library headers [depr.c.headers]

1 For compatibility with the Standard C library, the C++ Standard library provides the 18 *C headers*, as shown in Table 101:

Table 101—C Headers

<code><assert.h></code>	<code><iso646.h></code>	<code><setjmp.h></code>	<code><stdio.h></code>	<code><wchar.h></code>
<code><ctype.h></code>	<code><limits.h></code>	<code><signal.h></code>	<code><stdlib.h></code>	<code><wctype.h></code>
<code><errno.h></code>	<code><locale.h></code>	<code><stdarg.h></code>	<code><string.h></code>	
<code><float.h></code>	<code><math.h></code>	<code><stddef.h></code>	<code><time.h></code>	

2 Each C header, whose name has the form `name.h`, behaves as if each name placed in the Standard library namespace by the corresponding `cname` header is also placed within the namespace scope of the namespace `std` and is followed by an explicit *using-declaration* (7.3.3)

3 [Example: The header `<cstdlib>` provides its declarations and definitions within the namespace `std`. The header `<stdlib.h>` makes these available in the global name space, much as in the C Standard. —end example]

D.6 Old iostreams members**[depr.ios.members]**

- 1 The following member names are in addition to names specified in Clause 27:

```
namespace std {
  class ios_base {
  public:
    typedef T1 io_state;
    typedef T2 open_mode;
    typedef T3 seek_dir;
    typedef OFF_T streamoff;
    typedef OFF_T streampos;
    // remainder unchanged
  };
}
```

- 2 The type `io_state` is a synonym for an integer type (indicated here as *T1*) that permits certain member functions to overload others on parameters of type `io_state` and provide the same behavior.
- 3 The type `open_mode` is a synonym for an integer type (indicated here as *T2*) that permits certain member functions to overload others on parameters of type `openmode` and provide the same behavior.
- 4 The type `seek_dir` is a synonym for an integer type (indicated here as *T3*) that permits certain member functions to overload others on parameters of type `seekdir` and provide the same behavior.
- 5 The type `streamoff` is an implementation-defined type that satisfies the requirements of type *OFF_T* (`_lib.istream.off.t_`).
- 6 The type `streampos` is an implementation-defined type that satisfies the requirements of type *POS_T* (`_lib.istream.pos.t_`).
- 7 An implementation may provide the following additional member function, which has the effect of calling `sbumpc()` (27.5.2.2.3):

```
namespace std {
  template<class charT, class traits = char_traits<charT> >
  class basic_streambuf {
  public:
    void stoss();
    // remainder unchanged
  };
}
```

- 8 An implementation may provide the following member functions that overload signatures specified in Clause `_lib.istream_`:

```
namespace std {
  template<class charT, class Traits> class basic_ios {
  public:
    void clear(io_state state);
    void setstate(io_state state);
    // remainder unchanged
  };

  class ios_base {
  public:
    void exceptions(io_state);
    // remainder unchanged
  };
}
```

```

template<class charT, class traits = char_traits<charT> >
class basic_streambuf {
public:
    pos_type pubseekoff(off_type off, ios_base::seek_dir way,
        ios_base::open_mode which = ios_base::in | ios_base::out);
    pos_type pubseekpos(pos_type sp,
        ios_base::open_mode which = ios_base::in | ios_base::out);
    // remainder unchanged
};

template <class charT, class traits = char_traits<charT> >
class basic_filebuf : public basic_streambuf<charT,traits> {
public:
    basic_filebuf<charT,traits>* open(const char* s, ios_base::open_mode mode);
    // remainder unchanged
};

template <class charT, class traits = char_traits<charT> >
class basic_ifstream : public basic_istream<charT,traits> {
public:
    void open(const char* s, ios_base::open_mode mode = in);
    // remainder unchanged
};

template <class charT, class traits = char_traits<charT> >
class basic_ofstream : public basic_ostream<charT,traits> {
public:
    void open(const char* s, ios_base::open_mode mode = out | trunc);
    // remainder unchanged
};
}

```

- 9 The effects of these functions is to call the corresponding member function specified in Clause 27.

D.7 char* streams

[depr.str.strstreams]

- 1 The header <strstream> defines three types that associate stream buffers with character array objects and assist reading and writing such objects.

D.7.1 Class strstreambuf

[depr.strstreambuf]

```

namespace std {
class strstreambuf : public basic_streambuf<char> {
public:
    explicit strstreambuf(streamsize a_size_arg = 0);
    strstreambuf(void* (*palloc_arg)(size_t), void (*pfree_arg)(void*));
    strstreambuf(char* gnext_arg, streamsize n, char* pbeg_arg = 0);
    strstreambuf(const char* gnext_arg, streamsize n);

    strstreambuf(signed char* gnext_arg, streamsize n,
        signed char* pbeg_arg = 0);
    strstreambuf(const signed char* gnext_arg, streamsize n);
    strstreambuf(unsigned char* gnext_arg, streamsize n,
        unsigned char* pbeg_arg = 0);
    strstreambuf(const unsigned char* gnext_arg, streamsize n);

    virtual ~strstreambuf();
}

```

```

void freeze(bool freezefl = 1);
char* str();
int pcount();

protected:
virtual int_type overflow (int_type c = EOF);
virtual int_type pbackfail(int_type c = EOF);
virtual int_type underflow();
virtual pos_type seekoff(off_type off, ios_base::seekdir way,
                        ios_base::openmode which
                        = ios_base::in | ios_base::out);
virtual pos_type seekpos(pos_type sp, ios_base::openmode which
                        = ios_base::in | ios_base::out);
virtual streambuf<char>* setbuf(char* s, streamsize n);

private:
// typedef T1 strstate;                exposition only
// static const strstate allocated;    exposition only
// static const strstate constant;    exposition only
// static const strstate dynamic;     exposition only
// static const strstate frozen;      exposition only
// strstate strmode;                  exposition only
// streamsize alsize;                 exposition only
// void* (*palloc)(size_t);           exposition only
// void (*pfree)(void*);              exposition only
};
}

```

1 The class `strstreambuf` associates the input sequence, and possibly the output sequence, with an object of some *character* array type, whose elements store arbitrary values. The array object has several attributes.

2 [Note: For the sake of exposition, these are represented as elements of a bitmask type (indicated here as *T1*) called *strstate*. The elements are:

- *allocated*, set when a dynamic array object has been allocated, and hence should be freed by the destructor for the `strstreambuf` object;
- *constant*, set when the array object has `const` elements, so the output sequence cannot be written;
- *dynamic*, set when the array object is allocated (or reallocated) as necessary to hold a character sequence that can change in length;
- *frozen*, set when the program has requested that the array object not be altered, reallocated, or freed.

—end note]

3 [Note: For the sake of exposition, the maintained data is presented here as:

- *strstate strmode*, the attributes of the array object associated with the `strstreambuf` object;
- `int alsize`, the suggested minimum size for a dynamic array object;
- `void* (*palloc)(size_t)`, points to the function to call to allocate a dynamic array object;
- `void (*pfree)(void*)`, points to the function to call to free a dynamic array object. —end note]

4 Each object of class `strstreambuf` has a *seekable area*, delimited by the pointers *seeklow* and *seekhigh*. If *gnext* is a null pointer, the seekable area is undefined. Otherwise, *seeklow* equals *gbeg* and *seekhigh* is either *pend*, if *pend* is not a null pointer, or *gend*.

D.7.1.1 `strstreambuf` constructors

[depr.strstreambuf.cons]

```
explicit strstreambuf(streamsize a_size_arg = 0);
```

- 1 **Effects:** Constructs an object of class `strstreambuf`, initializing the base class with `streambuf()`. The postconditions of this function are indicated in Table 102:

Table 102—`strstreambuf(streamsize)` effects

Element	Value
<i>strmode</i>	<i>dynamic</i>
<i>alsize</i>	<i>a_size_arg</i>
<i>palloc</i>	a null pointer
<i>pfree</i>	a null pointer

```
strstreambuf(void* (*palloc_arg)(size_t), void (*pfree_arg)(void*));
```

- 2 **Effects:** Constructs an object of class `strstreambuf`, initializing the base class with `streambuf()`. The postconditions of this function are indicated in Table 103:

Table 103—`strstreambuf(void* (*)(size_t),void (*)(void*))` effects

Element	Value
<i>strmode</i>	<i>dynamic</i>
<i>alsize</i>	an unspecified value
<i>palloc</i>	<i>palloc_arg</i>
<i>pfree</i>	<i>pfree_arg</i>

```
strstreambuf(char* gnext_arg, streamsize n, char *pbeg_arg = 0);
strstreambuf(signed char* gnext_arg, streamsize n,
              signed char *pbeg_arg = 0);
strstreambuf(unsigned char* gnext_arg, streamsize n,
              unsigned char *pbeg_arg = 0);
```

- 3 **Effects:** Constructs an object of class `strstreambuf`, initializing the base class with `streambuf()`. The postconditions of this function are indicated in Table 104:

Table 104—`strstreambuf(charT*,streamsize,charT*)` effects

Element	Value
<i>strmode</i>	0
<i>alsize</i>	an unspecified value
<i>palloc</i>	a null pointer
<i>pfree</i>	a null pointer

- 4 *gnext_arg* shall point to the first element of an array object whose number of elements *N* is determined as follows:

- If $n > 0$, *N* is *n*.
- If $n == 0$, *N* is `std::strlen(gnext_arg)`.
- If $n < 0$, *N* is `INT_MAX`.²⁹⁷⁾

²⁹⁷⁾ The function signature `strlen(const char*)` is declared in `<cstring>`. (21.4). The macro `INT_MAX` is defined in `<climits>` (18.2).

5 If `pbeg_arg` is a null pointer, the function executes:

```
setg(gnext_arg, gnext_arg, gnext_arg + N);
```

6 Otherwise, the function executes:

```
setg(gnext_arg, gnext_arg, pbeg_arg);
setp(pbeg_arg, pbeg_arg + N);
```

```
strstreambuf(const char* gnext_arg, streamsize n);
strstreambuf(const signed char* gnext_arg, streamsize n);
strstreambuf(const unsigned char* gnext_arg, streamsize n);
```

7 **Effects:** Behaves the same as `strstreambuf((char*)gnext_arg, n)`, except that the constructor also sets `constant` in `strmode`.

```
virtual ~strstreambuf();
```

8 **Effects:** Destroys an object of class `strstreambuf`. The function frees the dynamically allocated array object only if `strmode & allocated != 0` and `strmode & frozen == 0`. (Subclause `_lib.strstreambuf.virtuals_` describes how a dynamically allocated array object is freed.)

D.7.1.2 Member functions

[`depr.strstreambuf.members`]

```
void freeze(bool freezefl = 1);
```

1 **Effects:** If `strmode & dynamic` is non-zero, alters the freeze status of the dynamic array object as follows:

- If `freezefl` is false, the function sets `frozen` in `strmode`.
- Otherwise, it clears `frozen` in `strmode`.

```
char* str();
```

2 **Effects:** Calls `freeze()`, then returns the beginning pointer for the input sequence, `gbeg`.

3 **Notes:** The return value can be a null pointer.

```
int pcount() const;
```

4 **Effects:** If the next pointer for the output sequence, `pnext`, is a null pointer, returns zero. Otherwise, returns the current effective length of the array object as the next pointer minus the beginning pointer for the output sequence, `pnext - pbeg`.

D.7.1.3 `strstreambuf` overridden virtual functions

[`depr.strstreambuf.virtuals`]

```
int_type overflow(int_type c = EOF);
```

1 **Effects:** Appends the character designated by `c` to the output sequence, if possible, in one of two ways:

- If `c != EOF` and if either the output sequence has a write position available or the function makes a write position available (as described below), assigns `c` to `*pnext++`. Returns `(unsigned char)c`.
- If `c == EOF`, there is no character to append. Returns a value other than `EOF`.

2 Returns `EOF` to indicate failure.

3 **Notes:** The function can alter the number of write positions available as a result of any call.

To make a write position available, the function reallocates (or initially allocates) an array object with a sufficient number of elements `n` to hold the current array object (if any), plus at least one additional write position. How many additional write positions are made available is otherwise unspecified.²⁹⁸⁾ If

²⁹⁸⁾ An implementation should consider `alsize` in making this decision.

strstreambuf overridden virtual functions

palloc is not a null pointer, the function calls `(*palloc)(n)` to allocate the new dynamic array object. Otherwise, it evaluates the expression `new charT[n]`. In either case, if the allocation fails, the function returns EOF. Otherwise, it sets *allocated* in *strmode*.

4 To free a previously existing dynamic array object whose first element address is *p*: If *pfree* is not a null pointer, the function calls `(*pfree)(p)`. Otherwise, it evaluates the expression `delete[] p`.

5 If *strmode* & *dynamic* == 0, or if *strmode* & *frozen* != 0, the function cannot extend the array (reallocate it with greater length) to make a write position available.

```
int_type pbackfail(int_type c = EOF);
```

6 Puts back the character designated by *c* to the input sequence, if possible, in one of three ways:

— If *c* != EOF, if the input sequence has a putback position available, and if `(char)c == gnext[-1]`, assigns `gnext - 1` to *gnext*.

Returns *c*.

— If *c* != EOF, if the input sequence has a putback position available, and if *strmode* & *constant* is zero, assigns *c* to `*--gnext`.

Returns *c*.

— If *c* == EOF and if the input sequence has a putback position available, assigns `gnext - 1` to *gnext*.

Returns a value other than EOF.

7 Returns EOF to indicate failure.

8 **Notes:** If the function can succeed in more than one of these ways, it is unspecified which way is chosen. The function can alter the number of putback positions available as a result of any call.

```
int_type underflow();
```

9 **Effects:** Reads a character from the *input sequence*, if possible, without moving the stream position past it, as follows:

— If the input sequence has a read position available, the function signals success by returning `(unsigned char)*gnext`.

— Otherwise, if the current write next pointer *pnext* is not a null pointer and is greater than the current read end pointer *gend*, makes a *read position* available by: assigning to *gend* a value greater than *gnext* and no greater than *pnext*.

Returns `(unsigned char)*gnext`.

10 Returns EOF to indicate failure.

11 **Notes:** The function can alter the number of read positions available as a result of any call.

```
pos_type seekoff(off_type off, seekdir way, openmode which = in | out);
```

12 **Effects:** Alters the stream position within one of the controlled sequences, if possible, as indicated in Table 105:

Table 105—seekoff positioning

Conditions	Result
$(which \ \& \ ios::in) \neq 0$	positions the input sequence
$(which \ \& \ ios::out) \neq 0$	positions the output sequence
Otherwise, $(which \ \& \ (ios::in \ \ ios::out)) \ == \ (ios::in \ \ ios::out)$ and $way \ ==$ either $ios::beg$ or $ios::end$	positions both the input and the output sequences
Otherwise,	the positioning operation fails.

- 13 For a sequence to be positioned, if its next pointer is a null pointer, the positioning operation fails. Otherwise, the function determines *newoff* as indicated in Table 106:

Table 106—newoff values

Condition	newoff Value
$way \ == \ ios::beg$	0
$way \ == \ ios::cur$	the next pointer minus the beginning pointer ($xnext - xbeg$)
$way \ == \ ios::end$	<i>seekhigh</i> minus the beginning pointer ($seekhigh - xbeg$)
If $(newoff + off) < (seeklow - xbeg)$, or $(seekhigh - xbeg) < (newoff + off)$	the positioning operation fails

- 14 Otherwise, the function assigns $xbeg + newoff + off$ to the next pointer *xnext*.
- 15 **Returns:** $pos_type(newoff)$, constructed from the resultant offset *newoff* (of type *off_type*), that stores the resultant stream position, if possible. If the positioning operation fails, or if the constructed object cannot represent the resultant stream position, the object stores an invalid stream position.

```
pos_type seekpos(pos_type sp, ios_base::openmode which
                = ios_base::in | ios_base::out);
```

- 16 **Effects:** Alters the stream position within one of the controlled sequences, if possible, to correspond to the stream position stored in *sp* (as described below).
- If $(which \ \& \ ios::in) \neq 0$, positions the input sequence.
 - If $(which \ \& \ ios::out) \neq 0$, positions the output sequence.
 - If the function positions neither sequence, the positioning operation fails.
- 17 For a sequence to be positioned, if its next pointer is a null pointer, the positioning operation fails. Otherwise, the function determines *newoff* from $sp.offset()$:
- If *newoff* is an invalid stream position, has a negative value, or has a value greater than $(seekhigh - seeklow)$, the positioning operation fails
 - Otherwise, the function adds *newoff* to the beginning pointer *xbeg* and stores the result in the next

strstreambuf overridden virtual functions

pointer *xnext*.

- 18 **Returns:** `pos_type(newoff)`, constructed from the resultant offset *newoff* (of type `off_type`), that stores the resultant stream position, if possible. If the positioning operation fails, or if the constructed object cannot represent the resultant stream position, the object stores an invalid stream position.

```
streambuf<char>* setbuf(char* s, streamsize n);
```

- 19 **Effects:** Performs an operation that is defined separately for each class derived from `strstreambuf`.

D.7.2 Class `istream`**[depr.istream]**

```
namespace std {
  class istream : public basic_istream<char> {
  public:
    explicit istream(const char* s);
    explicit istream(char* s);
    istream(const char* s, streamsize n);
    istream(char* s, streamsize n);
    virtual ~istream();

    strstreambuf* rdbuf() const;
    char *str();
  private:
    // strstreambuf sb;    exposition only
  };
}
```

- 1 The class `istream` supports the reading of objects of class `strstreambuf`. It supplies a `strstreambuf` object to control the associated array object. For the sake of exposition, the maintained data is presented here as:

— *sb*, the `strstreambuf` object.

D.7.2.1 `istream` constructors**[depr.istream.cons]**

```
explicit istream(const char* s);
explicit istream(char* s);
```

- 1 **Effects:** Constructs an object of class `istream`, initializing the base class with `istream(&sb)` and initializing *sb* with `strstreambuf(s, 0)`. *s* shall designate the first element of an NTBS.

```
istream(const char* s, streamsize n);
```

- 2 **Effects:** Constructs an object of class `istream`, initializing the base class with `istream(&sb)` and initializing *sb* with `strstreambuf(s, n)`. *s* shall designate the first element of an array whose length is *n* elements, and *n* shall be greater than zero.

D.7.2.2 Member functions**[depr.istream.members]**

```
strstreambuf* rdbuf() const;
```

- 1 **Returns:** `(strstreambuf*)&sb`.

```
char* str();
```

- 2 **Returns:** `rdbuf()->str()`.

D.7.3 Class ostream**[depr.ostream]**

```

namespace std {
  class ostream : public basic_ostream<char> {
  public:
    ostream();
    ostream(char* s, int n, ios_base::openmode mode = ios_base::out);
    virtual ~ostream();

    strstreambuf* rdbuf() const;
    void freeze(int freeze fl = 1);
    char* str();
    int pcount() const;
  private:
    // strstreambuf sb;    exposition only
  };
}

```

- 1 The class ostream supports the writing of objects of class strstreambuf. It supplies a strstreambuf object to control the associated array object. For the sake of exposition, the maintained data is presented here as:

— *sb*, the strstreambuf object.

D.7.3.1 ostream constructors**[depr.ostream.cons]**

```
ostream();
```

- 1 **Effects:** Constructs an object of class ostream, initializing the base class with ostream(&*sb*) and initializing *sb* with strstreambuf().

```
ostream(char* s, int n, ios_base::openmode mode = ios_base::out);
```

- 2 **Effects:** Constructs an object of class ostream, initializing the base class with ostream(&*sb*), and initializing *sb* with one of two constructors:

— If *mode* & *app* == 0, then *s* shall designate the first element of an array of *n* elements.

The constructor is strstreambuf(*s*, *n*, *s*).

— If *mode* & *app* != 0, then *s* shall designate the first element of an array of *n* elements that contains an NTBS whose first element is designated by *s*.

The constructor is strstreambuf(*s*, *n*, *s* + ::strlen(*s*)).²⁹⁹⁾

D.7.3.2 Member functions**[depr.ostream.members]**

```
strstreambuf* rdbuf() const;
```

- 1 **Returns:** (strstreambuf*)&*sb*.

```
void freeze(int freeze fl = 1);
```

- 2 **Effects:** Calls rdbuf()->freeze(*freeze fl*).

```
char* str();
```

- 3 **Returns:** rdbuf()->str().

```
int pcount() const;
```

- 4 **Returns:** rdbuf()->pcount().

²⁹⁹⁾ The function signature strlen(const char*) is declared in <cstring> (21.4).

D.7.4 Class `strstream`**[depr.strstream]**

```

namespace std {
  class strstream
  : public basic_istream<char> {
  public:
    // Types
    typedef char                               char_type;
    typedef typename char_traits<char>::int_type int_type
    typedef typename char_traits<char>::pos_type pos_type;
    typedef typename char_traits<char>::off_type off_type;

    // constructors/destructor
    strstream();
    strstream(char* s, int n,
              ios_base::openmode mode = ios_base::in|ios_base::out);
    virtual ~strstream();

    // Members:
    strstreambuf* rdbuf() const;
    void freeze(int freezeFl = 1);
    int pcount() const;
    char* str();

  private:
    // strstreambuf sb; exposition only
  };
}

```

- 1 The class `strstream` supports reading and writing from objects of class `strstreambuf`. It supplies a `strstreambuf` object to control the associated array object. For the sake of exposition, the maintained data is presented here as

— *sb*, the `strstreambuf` object.

D.7.4.1 `strstream` constructors**[depr.strstream.cons]**

```
strstream();
```

- 1 **Effects:** Constructs an object of class `strstream`, initializing the base class with `istream(&sb)`.

```
strstream(char* s, int n,
          ios_base::openmode mode = ios_base::in|ios_base::out);
```

- 2 **Effects:** Constructs an object of class `strstream`, initializing the base class with `istream(&sb)` and initializing *sb* with one of the two constructors:

— If `mode&app==0`, then *s* shall designate the first element of an array of *n* elements. The constructor is `strstreambuf(s, n, s)`.

— If `mode&app==0`, then *s* shall designate the first element of an array of *n* elements that contains an NTBS whose first element is designated by *s*. The constructor is `strstreambuf(s, n, s+::strlen(s))`.

D.7.4.2 `strstream` destructor**[depr.strstream.dest]**

```
virtual ~strstream()
```

- 1 **Effects:** Destroys an object of class `strstream`.

```
strstreambuf* rdbuf() const;
```

2 **Returns:** `&sb`.

D.7.4.3 `strstream` operations

[depr.strstream.oper]

```
void freeze(int freezefl = 1);
```

1 **Effects:** Calls `rdbuf()->freeze(freezefl)`.

```
char* str();
```

2 **Returns:** `rdbuf()->str()`.

```
int pcount() const;
```

3 **Returns:** `rdbuf()->pcount()`.

Annex E (normative)

Universal-character-names for identifiers [extendid]

- 1 This Clause lists the hexadecimal code values that are valid in universal-character-names in C++ identifiers.
- 2 This table is reproduced unchanged from ISO/IEC PDTR 10176, produced by ISO/IEC JTC1/SC22/WG20, except that the ranges 0041–005a and 0061–007a designate the upper and lower case English alphabets, which are part of the basic source character set, and are not repeated in the table below. [Note: If PDTR 10176 is changed during its balloting and adoption as a TR, then this table should be changed to match its changes.]

Latin: 00c0–00d6, 00d8–00f6, 00f8–01f5, 01fa–0217, 0250–02a8, 1e00–1e9a, 1ea0–1ef9

Greek: 0384, 0388–038a, 038c, 038e–03a1, 03a3–03ce, 03d0–03d6, 03da, 03dc, 03de, 03e0, 03e2–03f3, 1f00–1f15, 1f18–1f1d, 1f20–1f45, 1f48–1f4d, 1f50–1f57, 1f59, 1f5b, 1f5d, 1f5f–1f7d, 1f80–1fb4, 1fb6–1fbc, 1fc2–1fc4, 1fc6–1fcc, 1fd0–1fd3, 1fd6–1fdb, 1fe0–1fec, 1ff2–1ff4, 1ff6–1ffc

Cyrilic: 0401–040d, 040f–044f, 0451–045c, 045e–0481, 0490–04c4, 04c7–04c8, 04cb–04cc, 04d0–04eb, 04ee–04f5, 04f8–04f9

Armenian: 0531–0556, 0561–0587

Hebrew: 05d0–05ea, 05f0–05f4

Arabic: 0621–063a, 0640–0652, 0670–06b7, 06ba–06be, 06c0–06ce, 06e5–06e7

Devanagari: 0905–0939, 0958–0962

Bengali: 0985–098c, 098f–0990, 0993–09a8, 09aa–09b0, 09b2, 09b6–09b9, 09dc–09dd, 09df–09e1, 09f0–09f1

Gurmukhi: 0a05–0a0a, 0a0f–0a10, 0a13–0a28, 0a2a–0a30, 0a32–0a33, 0a35–0a36, 0a38–0a39, 0a59–0a5c, 0a5e

Gujarati: 0a85–0a8b, 0a8d, 0a8f–0a91, 0a93–0aa8, 0aaa–0ab0, 0ab2–0ab3, 0ab5–0ab9, 0ae0

Oriya: 0b05–0b0c, 0b0f–0b10, 0b13–0b28, 0b2a–0b30, 0b32–0b33, 0b36–0b39, 0b5c–0b5d, 0b5f–0b61

Tamil: 0b85–0b8a, 0b8e–0b90, 0b92–0b95, 0b99–0b9a, 0b9c, 0b9e–0b9f, 0ba3–0ba4, 0ba8–0baa, 0bae–0bb5, 0bb7–0bb9

Telugu: 0c05–0c0c, 0c0e–0c10, 0c12–0c28, 0c2a–0c33, 0c35–0c39, 0c60–0c61

Kannada: 0c85–0c8c, 0c8e–0c90, 0c92–0ca8, 0caa–0cb3, 0cb5–0cb9, 0ce0–0ce1

Malayalam: 0d05–0d0c, 0d0e–0d10, 0d12–0d28, 0d2a–0d39, 0d60–0d61

Thai: 0e01–0e30, 0e32–0e33, 0e40–0e46, 0e4f–0e5b

Lao: 0e81–0e82, 0e84, 0e87, 0e88, 0e8a, 0e0d, 0e94–0e97, 0e99–0e9f, 0ea1–0ea3, 0ea5, 0ea7, 0eaa, 0eab, 0ead–0eb0, 0eb2, 0eb3, 0ebd, 0ec0–0ec4, 0ec6

Georgian: 10a0–10c5, 10d0–10f6

Hiragana: 3041–3094, 309b–309e

Katakana: 30a1–30fe

Bopmofo: 3105–312c

Hangul: 1100–1159, 1161–11a2, 11a8–11f9

CJK Unified Ideographs: f900–fa2d, fb1f–fb36, fb38–fb3c, fb3e, fb40–fb41, fb42–fb44, fb46–fbb1, fbd3–fd3f, fd50–fd8f, fd92–fdc7, fdf0–fdfb, fe70–fe72, fe74, 5e76–fefc, ff21–ff3a, ff41–ff5a, ff66–ffbe, ffc2–ffc7, ffca–ffcf, ffd2–ffd7, ffda–ffdc, 4e00–9fa5